










<p><b>SEPTEMBER</b> </p> <p><u>Word of the day:</u> Students guess what the word means. And which part of speech it represents. They write the definition in their notebooks and use it in sentences* (one = lower ability) two = medium ability or three+ = higher ability)</p>	<p><b>OCTOBER</b> </p> <p><u>Homophones:</u> Students say the homophones and then, use them in sentences*.</p> <p><u>Homographs:</u> Same as above.</p>	<p><b>NOVEMBER</b> </p> <p><u>Guess the country:</u> A student is chosen using the 'wheel of names' app and is given a card with a country on it. The other students must ask questions to find out which country it is.</p>
<p><b>DECEMBER</b> </p> <p><u>Pictionary (6e/5e):</u> A student selects a card or thinks of something they want to draw and their classmates guess, then they use the word in sentences*.</p> <p><u>Who? Where? What? (4e-3e):</u> Like Pictionary, but with a place and action.</p>	<p><b>JANUARY</b> </p> <p><u>Idioms(6e-5e):</u> Students guess the idiom and then use it in sentences*. Draw the idiom if possible.</p> <p><u>Quote of the day (4e-3e):</u> Students explain the quote and guess who said it.</p>	<p><b>FEBRUARY</b> </p> <p><u>Sweet story of the day + kindness project:</u> I tell a short story of a random act of kindness. Near Valentine's Day, the students are encouraged to write something kind about a person on a piece of paper and hide it in the person's pocket or bag (for a week).</p>
<p><b>MARCH</b> </p> <p><u>Britain vs. America:</u> Students discover the differences between American and British English (6e-5e).</p> <p>They will discover some important figures from American and British history (4e-3e).</p>	<p><b>APRIL</b> </p> <p><u>Guess the person:</u> A student is chosen using the 'wheel of names' app and is given a card with a famous person or character on it. The other students must ask questions to find out which person or character it is.</p>	<p><b>MAY/JUNE</b> </p> <p><u>Tongue twisters (diff levels for diff grades):</u> As a class we explain the words in the tongue twister, then we say it all together. Then, a student is chosen using the 'wheel of names' app and must try and say the tongue twister as fast as possible.</p>

\*Every ritual starts with a student writing the date on the board, this same student will hand out the papers\*