

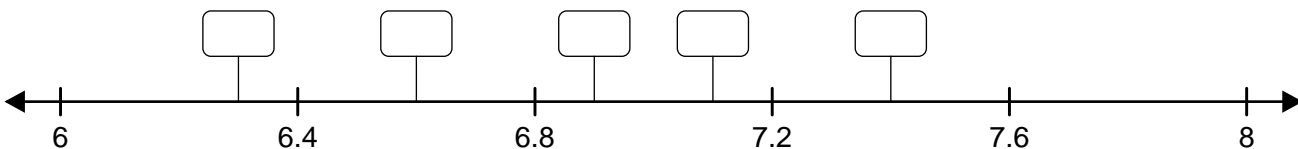
Number Line Graphing - Decimals

Name: _____ Date: _____

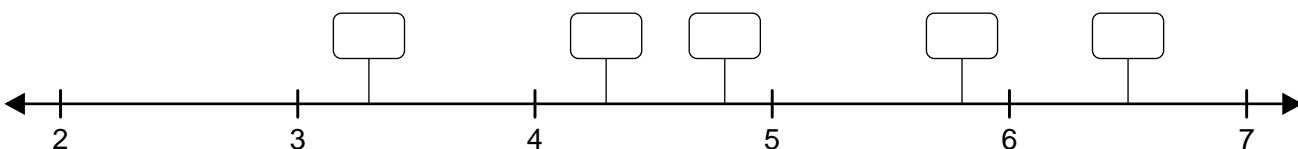


Graph each set of decimals on the number lines.

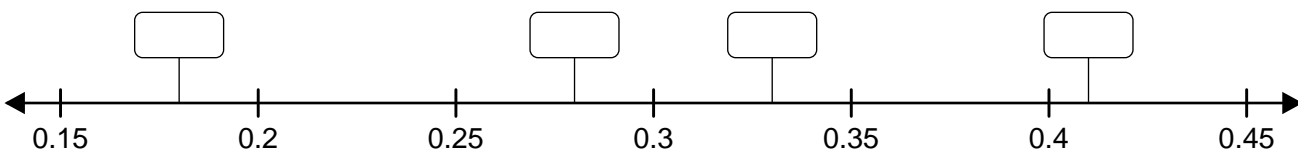
(1) { 6.6, 6.9, 7.4, 6.3, 7.1 }



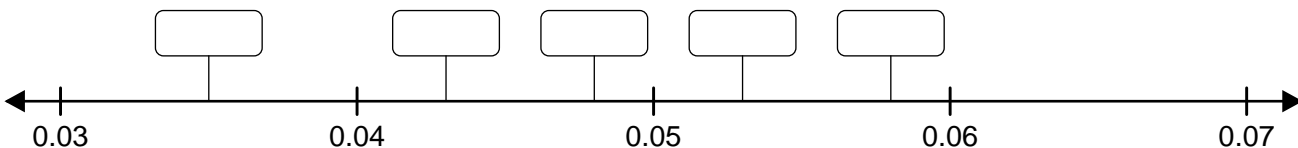
(2) { 4.8, 5.8, 6.5, 3.3, 4.3 }



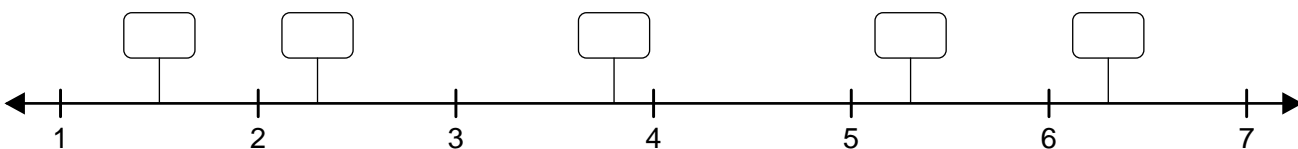
(3) { 0.18, 0.41, 0.28, 0.33, 0.5 }



(4) { 0.048, 0.053, 0.043, 0.035, 0.058 }



(5) { 2.3, 1.5, 6.3, 3.8, 5.3 }



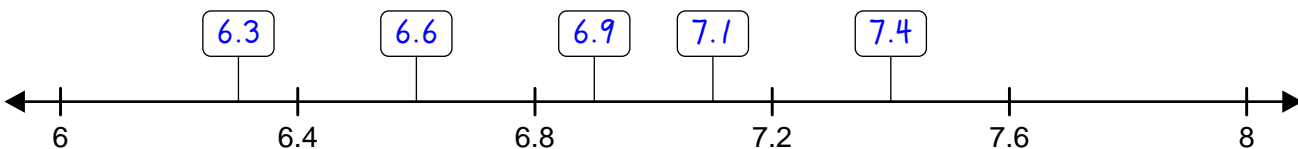
Number Line Graphing - Decimals

ANSWER KEY

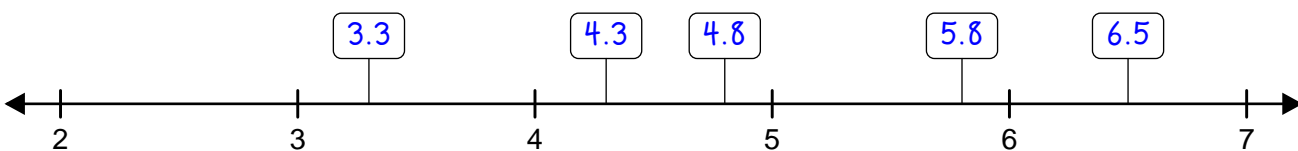


Graph each set of decimals on the number lines.

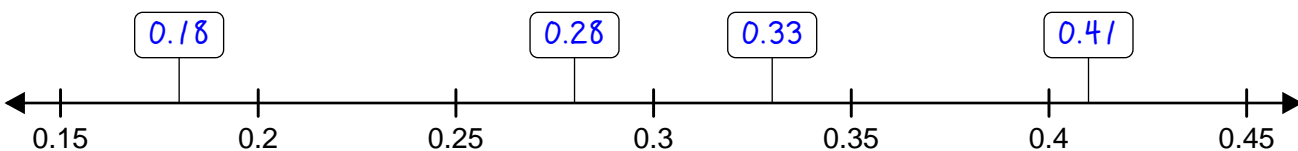
(1) { 6.6, 6.9, 7.4, 6.3, 7.1 }



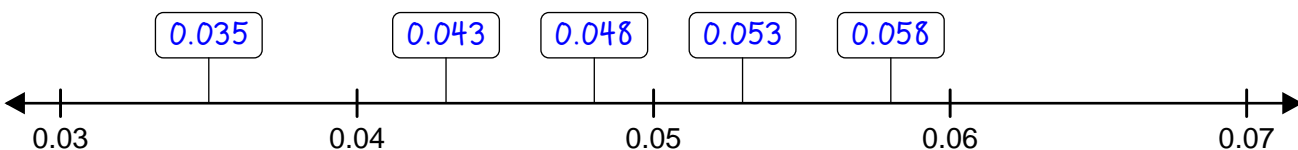
(2) { 4.8, 5.8, 6.5, 3.3, 4.3 }



(3) { 0.18, 0.41, 0.28, 0.33, 0.5 }



(4) { 0.048, 0.053, 0.043, 0.035, 0.058 }



(5) { 2.3, 1.5, 6.3, 3.8, 5.3 }

