

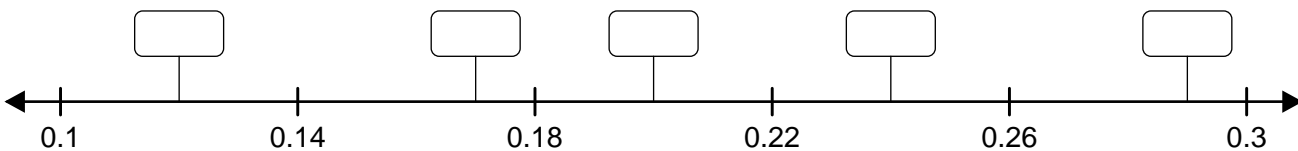
Number Line Graphing - Decimals

Name: _____ Date: _____

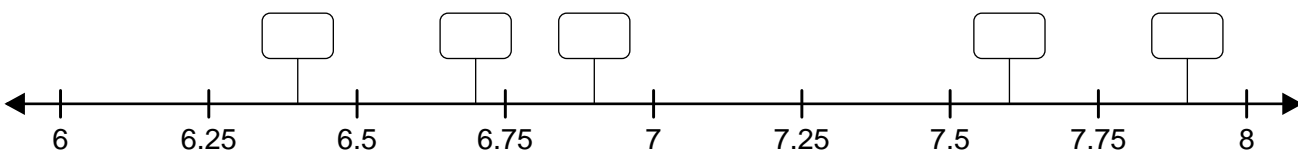


Graph each set of decimals on the number lines.

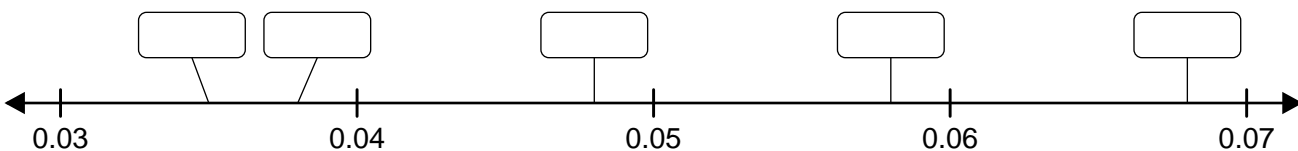
(1) { 0.29, 0.24, 0.2, 0.12, 0.17 }



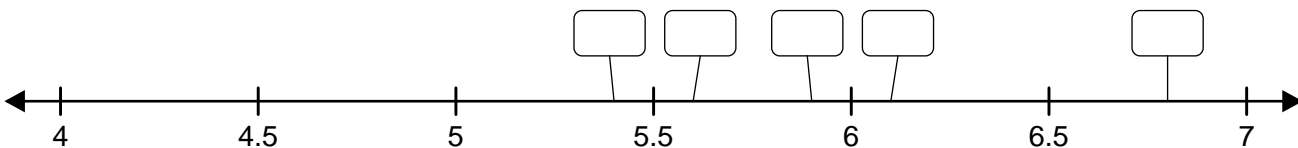
(2) { 7.9, 6.7, 7.6, 6.4, 6.9 }



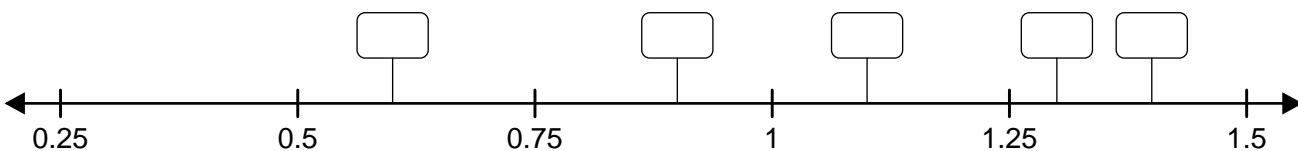
(3) { 0.038, 0.048, 0.035, 0.058, 0.068 }



(4) { 5.6, 6.1, 5.4, 5.9, 6.8 }



(5) { 1.1, 0.6, 1.4, 1.3, 0.9 }



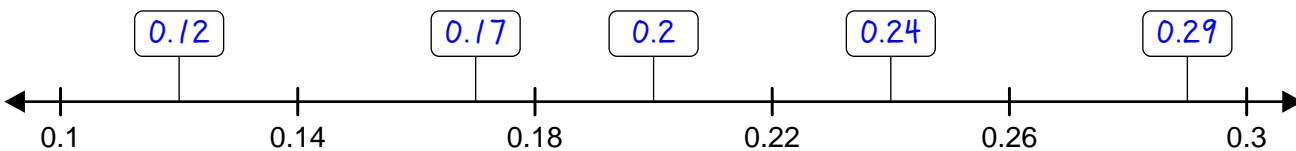
Number Line Graphing - Decimals

ANSWER KEY

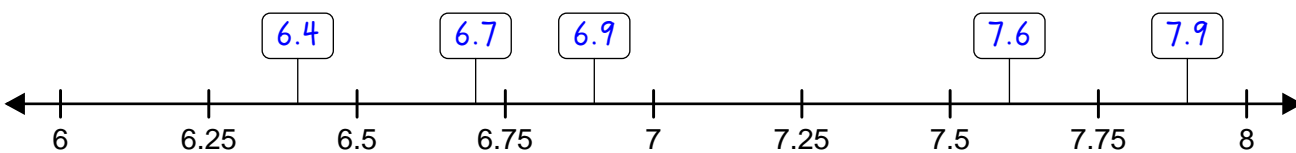


Graph each set of decimals on the number lines.

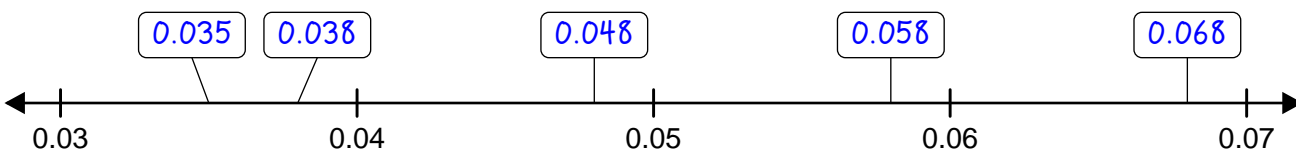
(1) { 0.29, 0.24, 0.2, 0.12, 0.17 }



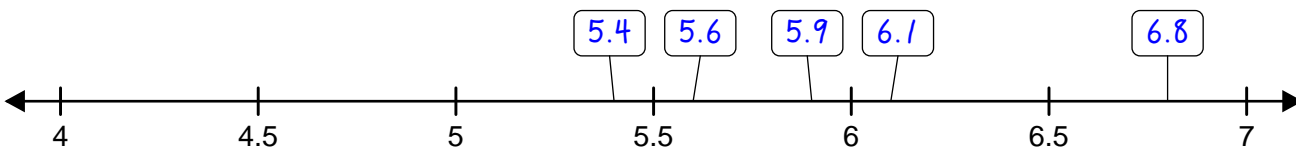
(2) { 7.9, 6.7, 7.6, 6.4, 6.9 }



(3) { 0.038, 0.048, 0.035, 0.058, 0.068 }



(4) { 5.6, 6.1, 5.4, 5.9, 6.8 }



(5) { 1.1, 0.6, 1.4, 1.3, 0.9 }

