

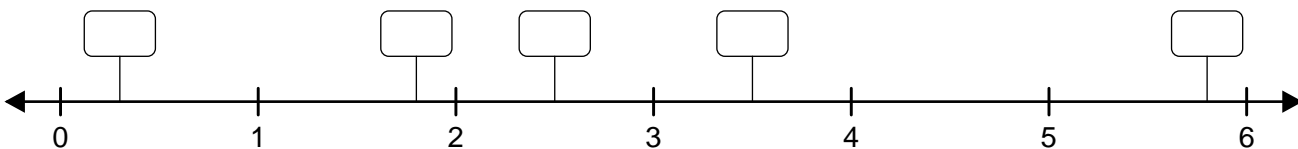
Number Line Graphing - Decimals

Name: _____ Date: _____

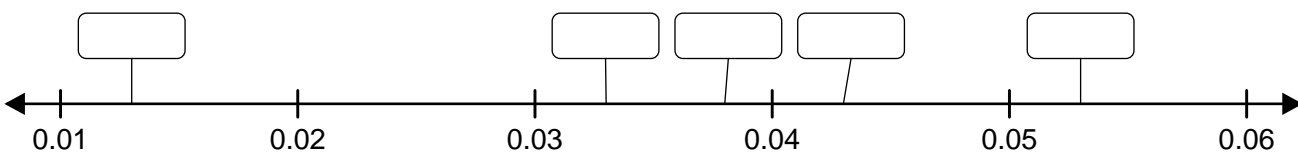


Graph each set of decimals on the number lines.

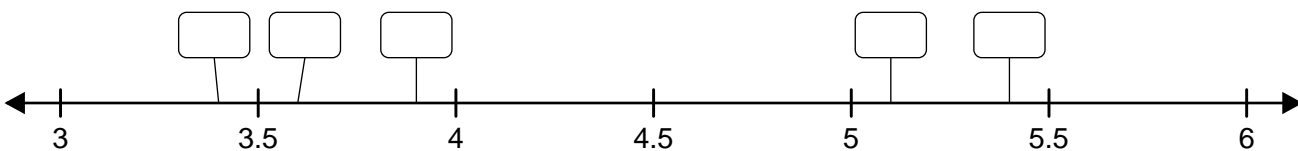
(1) { 1.8, 3.5, 0.3, 2.5, 5.8 }



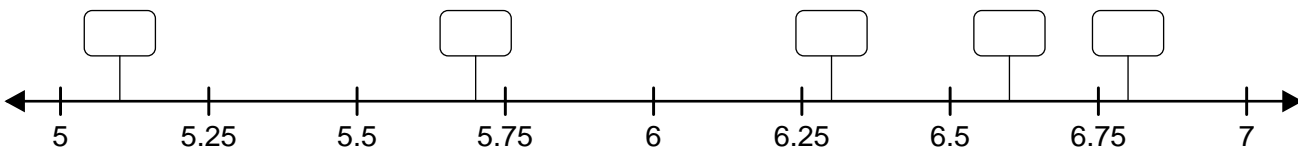
(2) { 0.038, 0.013, 0.033, 0.053, 0.043 }



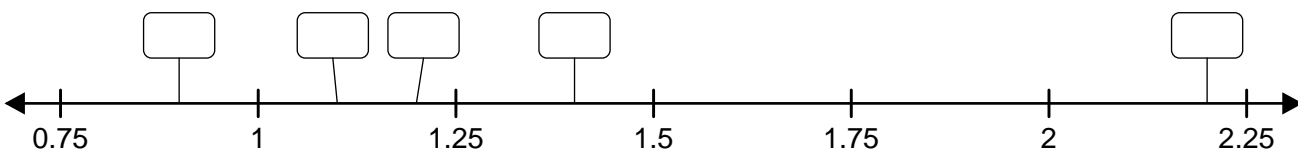
(3) { 3.6, 5.1, 3.9, 5.4, 3.4 }



(4) { 6.6, 5.1, 5.7, 6.8, 6.3 }



(5) { 1.4, 2.2, 1.2, 0.9, 1.1 }



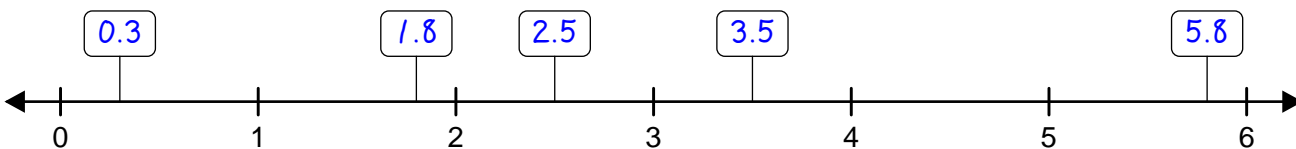
Number Line Graphing - Decimals

ANSWER KEY

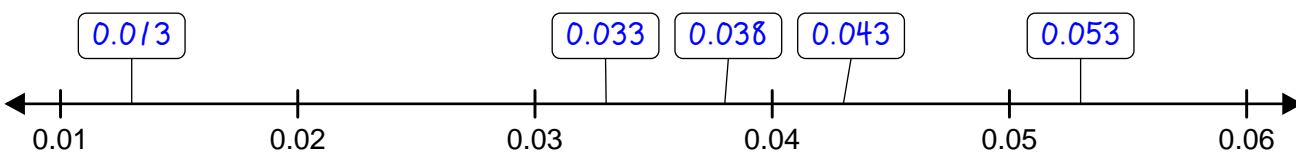


Graph each set of decimals on the number lines.

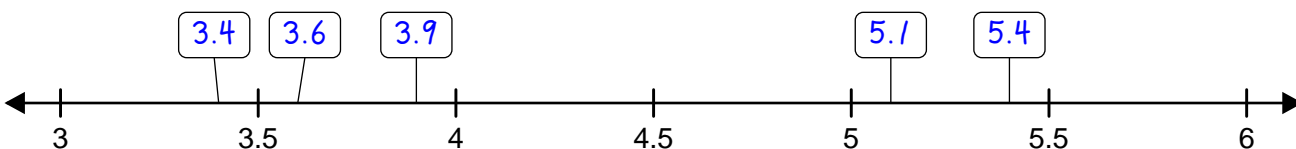
(1) { 1.8, 3.5, 0.3, 2.5, 5.8 }



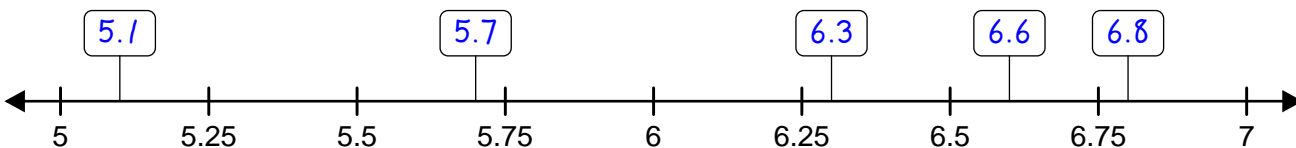
(2) { 0.038, 0.013, 0.033, 0.053, 0.043 }



(3) { 3.6, 5.1, 3.9, 5.4, 3.4 }



(4) { 6.6, 5.1, 5.7, 6.8, 6.3 }



(5) { 1.4, 2.2, 1.2, 0.9, 1.1 }

