





# More or Less?

P  
Preschool



Big vs. Small



# Table of Contents

---

## **More or Less?**

More or Less? #1

More or Less? #2

More or Less? #3

More or Less? #4

More or Less? #5

More or Less? #6

More or Less? #7

More or Less? #8

More or Less? #9

Big vs. Small

Color & Compare! #1

Heavy vs. Light

Color & Compare! #2

Fewer vs. More

Fruity Number Fun

Veggie Garden

Earthworms!

Compare Sizes #1


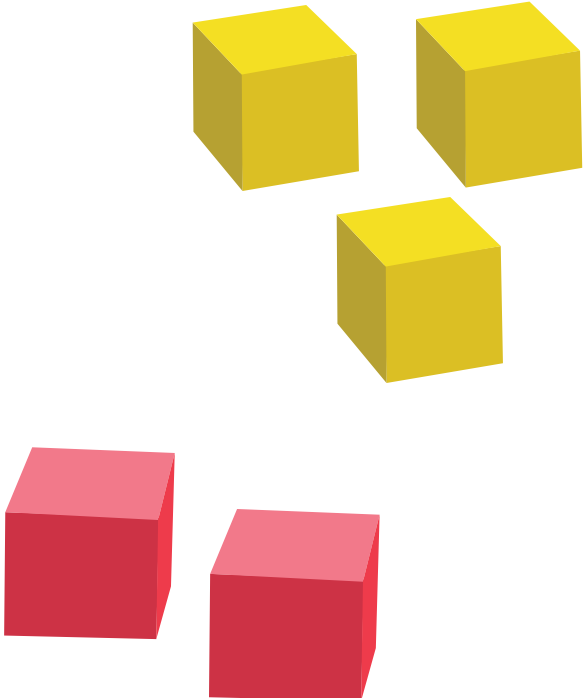
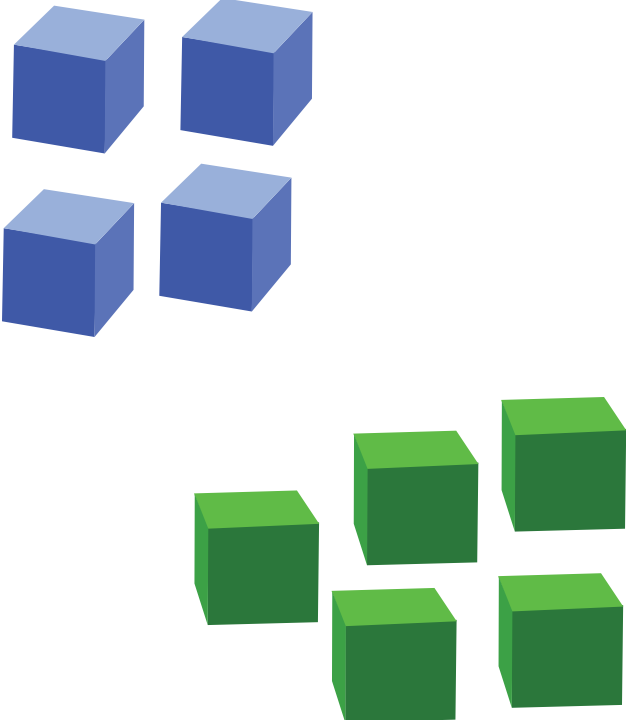

Compare Sizes #2

*Certificate of Completion*

Want more workbooks? Join Education.com Plus to save time and money.  
<http://www.education.com/education-plus/>


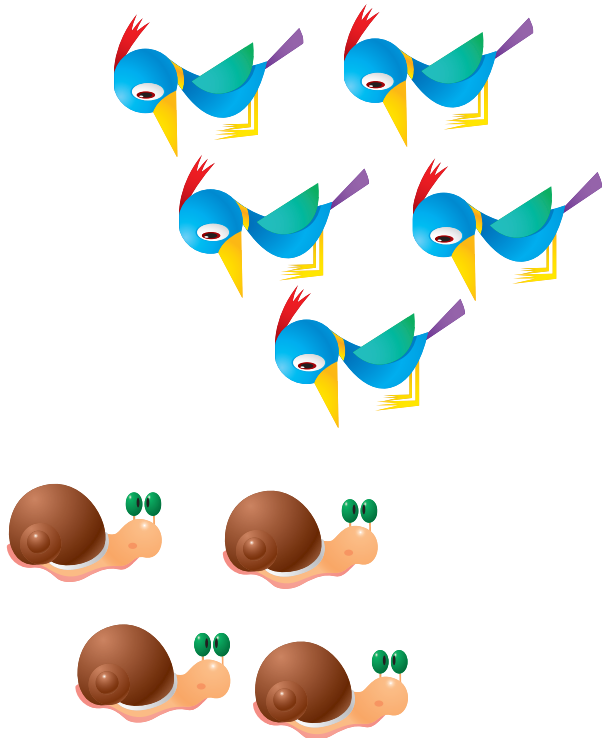


# More or Less?

Look at the shapes in each box, and circle the group that has more.

 <p>3 green spheres and 5 orange spheres.</p>	 <p>3 yellow cubes and 2 red cubes.</p>
 <p>4 blue cubes and 6 green cubes.</p>	 <p>5 yellow spheres and 6 blue spheres.</p>






# More or Less?

Look at the animals in each box, and circle the group that has more.



# More or Less?

Look at the cakes in each box, and circle the group that has more.



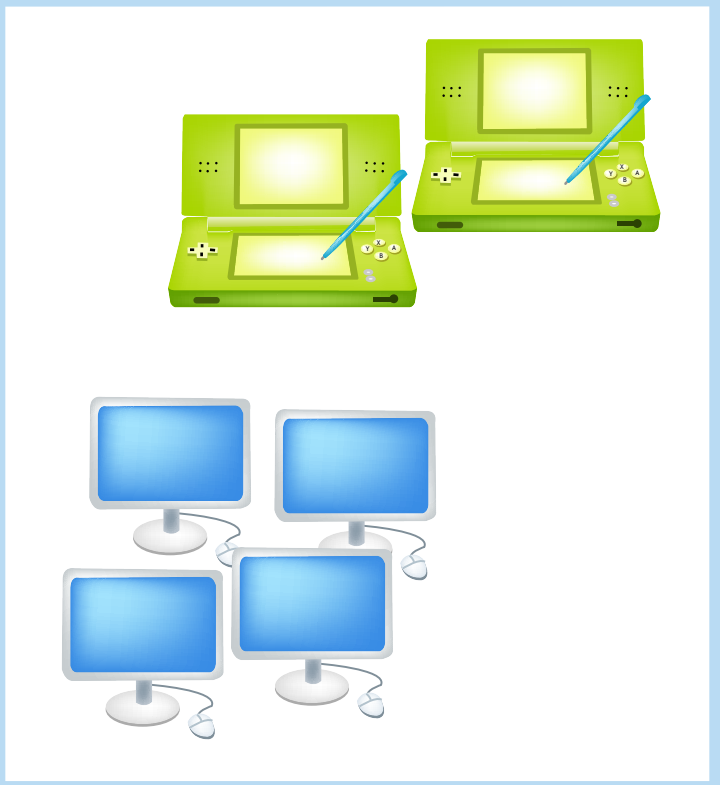
# More or Less?

Look at the school supplies in each box, and circle the group that has more.

# More or Less?

Look at the electronics in each box, and circle the group that has more.









# More or Less?

Look at the toy animals in each box, and circle the group that has more.

# More or Less?

Look at the food in each box,  
and circle the group that has more.







# More or Less?

Look at the art supplies in each box, and circle the group that has more.

# More or Less?


Look at the butterflies in each box, and circle the group that has more.

# Big vs. Small

Look at the pictures below and answer the questions by circling the correct picture.


Which is *bigger*?



Which is *smaller*?



Which is *smaller*?



Which is *bigger*?



Draw a *smaller* ice cream.



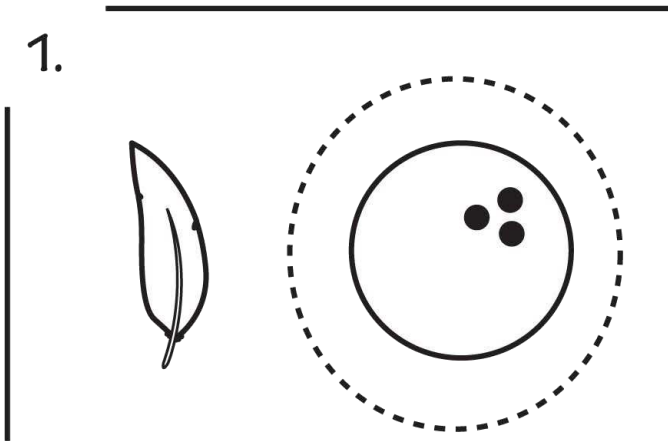
Draw a *bigger* fish.




# Color & Compare!

Color the objects and for each pair, circle which one weighs more.

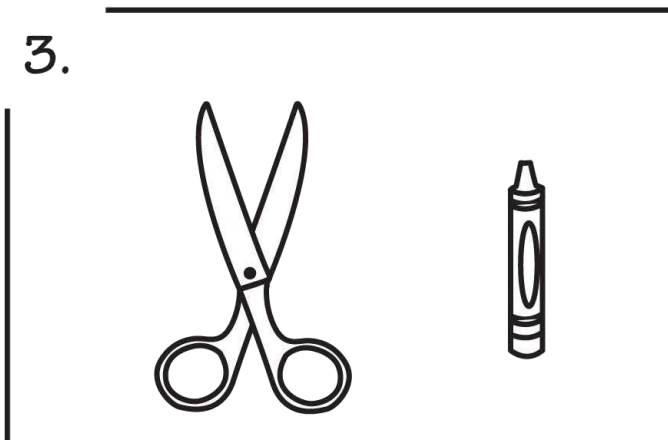
1.




2.




3.




4.



5.




6.




# Heavy vs. Light

Look at the pictures below and answer the questions by circling the correct picture.

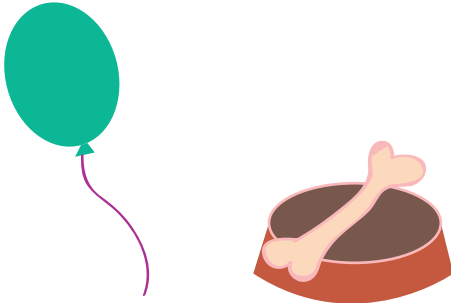
Which is *lighter*?



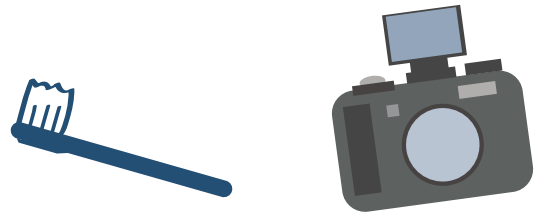
Which is *heavier*?



Which is *heavier*?



Which is *lighter*?



Draw a *lighter* animal.



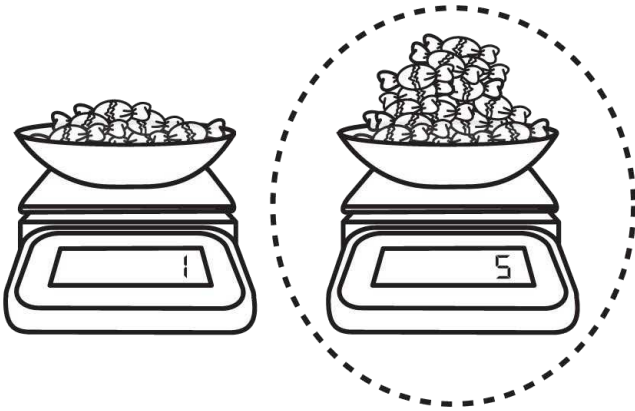
Draw a *heavier* animal.




# Color & Compare!

Color the objects and for each pair, circle which one weighs more.  
Use the scale to help you choose.


1.




2.




3.




4.



5.



6.


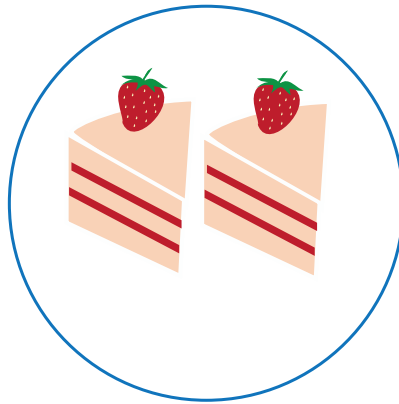


Fewer

vs.

More


Look at the sweets below and write down how many there are in the space. Answer the questions below by drawing circles around the word fewer or more.



\_\_\_\_\_

\_\_\_\_\_

\_\_\_\_\_




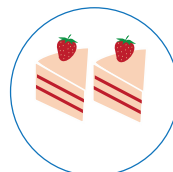
\_\_\_\_\_

\_\_\_\_\_


\_\_\_\_\_



has (fewer/more) than



has (fewer/more) than






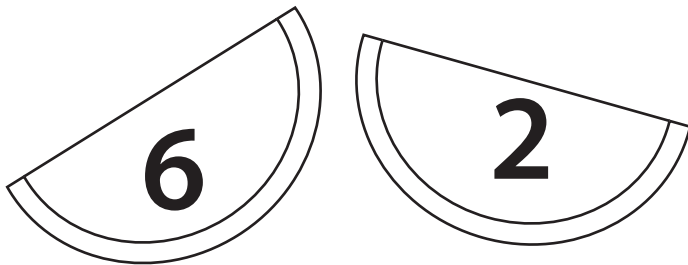




has (fewer/more) than



# Fruity Number Fun

Compare the fruit, then color the one containing the larger number.

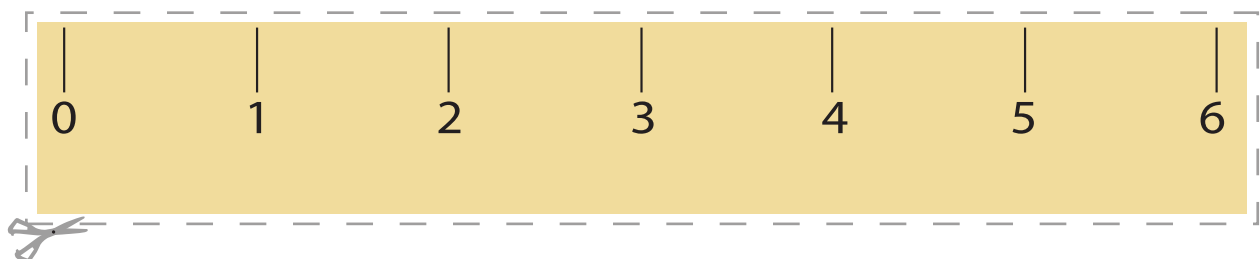






# Veggie Garden 1

Cut out the ruler. Measure each vegetable. Write the number of inches in the box under each vegetable.

Circle the shortest vegetable in red.

Circle the longest vegetable in green.

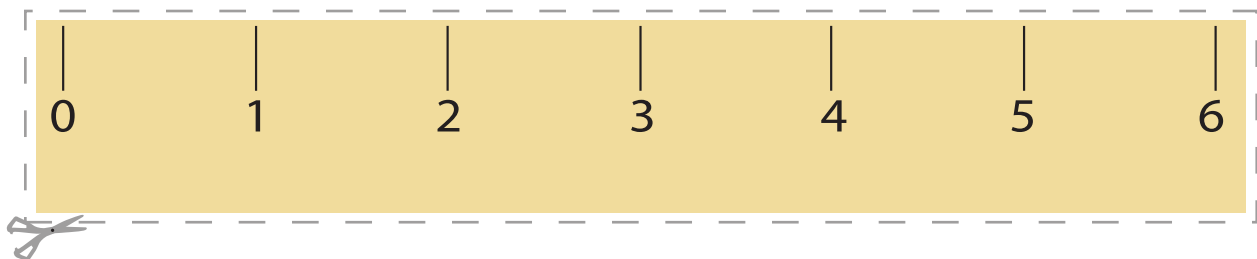



# Earthworms!


Cut out the ruler. Measure each earthworm. Write the number of inches in the box next to each earthworm.

Circle the shortest earthworm in red.


Circle the longest earthworm in green.




# COMPARE SIZES



Small


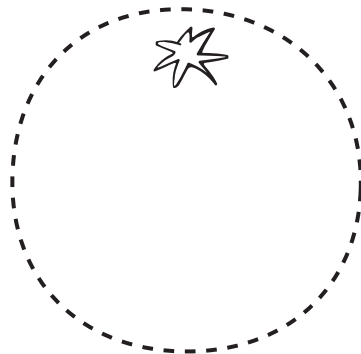
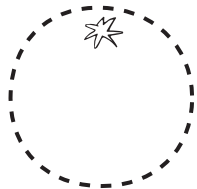





Medium



Large

Trace the fruits.




**Parent Tip:** After tracing the fruits, ask the child to color the large apple red, medium in yellow and small in green.

# COMPARE SIZES


Small Medium Large

Draw the missing pictures and color them.


Draw a small egg in the nest.




Draw a large cloud.



Draw a large umbrella.



Draw a medium wheel.



Great job!

---

is an Education.com math superstar

