

# Learn Beginning Sounds

P  
Preschool



Bag




Bug



Car


Coin



Dog



Alligator



Apple



# Table of Contents

---

## Learn Beginning Sounds

The Letter "A"  
The Letter "B"  
Color the Letter "C"  
The Letter "D"  
The Letter "E"  
Common Beginning #1  
Beginning Sounds  
The Letter "K"  
The Letter "L"  
The Letter "M"  
The Letter "N"  
Color the Letter "O"  
Color the Letter "P"  
Learn Beginning Sounds: N and Q  
Learn Beginning Sounds: P and R  
Common Beginning #2  
Learn Beginning Sounds: T and S  
The Letter "U"  
Learn Beginning Sounds: V and W  
Color the Letter "X"  
Color the Letter "Y"  
Color the Letter "Z"  
Common Beginning #3


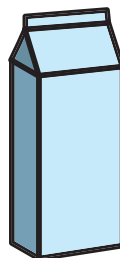

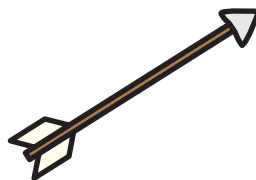



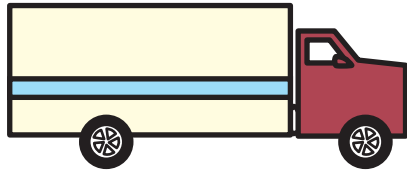
*Certificate of Completion*

Want more workbooks? Join [Education.com Plus](http://www.education.com/education-plus/) to save time and money.  
<http://www.education.com/education-plus/>

Name: \_\_\_\_\_ Date: \_\_\_\_\_

# The Letter "A"

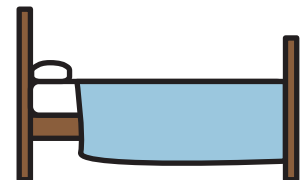







Circle the objects that begin with the letter A.









Name: \_\_\_\_\_ Date: \_\_\_\_\_

# The Letter "B"





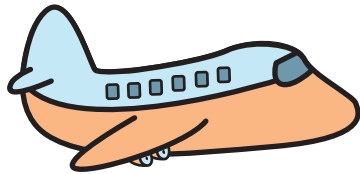
Circle the objects that begin with the letter B.








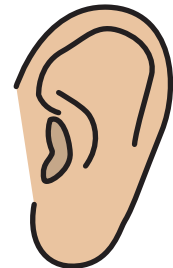

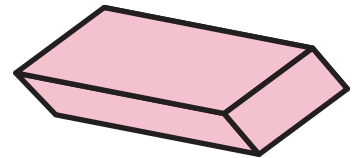

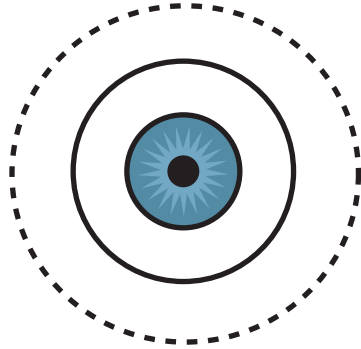
# The Letter "D"

Circle the objects that begin with the letter D.



# The Letter "E"

Circle the objects that begin with the letter E.




# Common Beginning


Draw a line to match the words that have the same beginning sound.



Car



Apple




Elephant




Dog




Bug




Duck



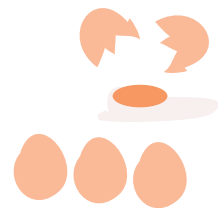
Bag



Coin



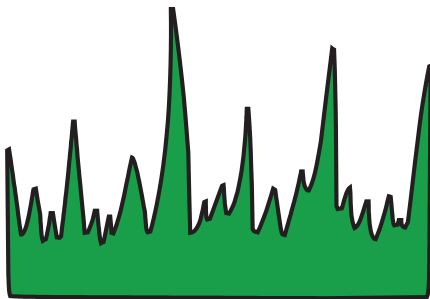


Alligator



Eggs

# Beginning Sounds

Draw a line matching each picture with the letter that makes its beginning sound.



F

G

H



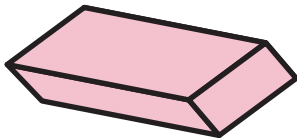





I

J

Name: \_\_\_\_\_ Date: \_\_\_\_\_

# The Letter "K"








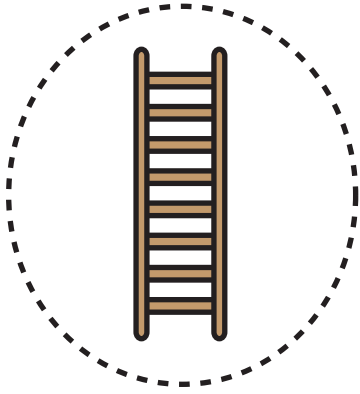
Circle the objects that begin with the letter K.



Name: \_\_\_\_\_ Date: \_\_\_\_\_

# The Letter "L"

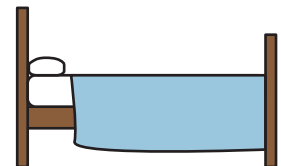

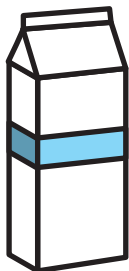
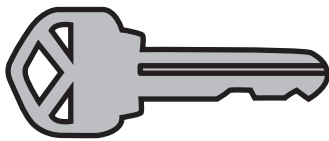



Circle the objects that begin with the letter L.



Name: \_\_\_\_\_ Date: \_\_\_\_\_

# The Letter "M"

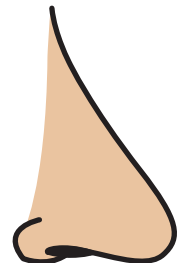
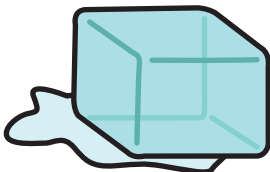


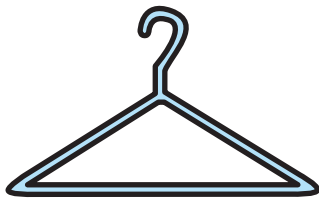

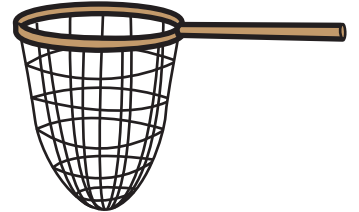


Circle the objects that begin with the letter M.








Name: \_\_\_\_\_ Date: \_\_\_\_\_

# The Letter "N"

Circle the objects that begin with the letter N.







# Learning Beginning Sounds: N and Q

---


Say the name of each picture. Color the **newt** red and the **quail** brown. Color the rest of the pictures using the color code.

Same beginning sound as **newt** = 

Same beginning sound as **quail** = 


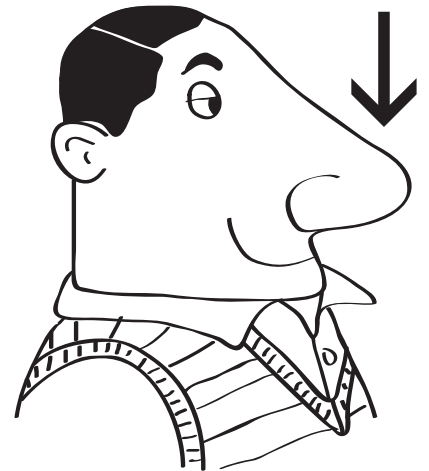

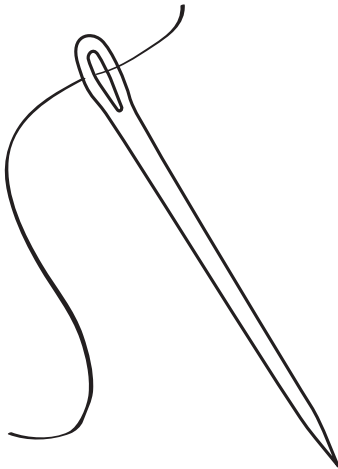


**Nn**



**Qq**

---



# Learning Beginning Sounds: P and R

Say the name of each picture. Color the **panda** blue and the **rhinoceros** pink. Color the rest of the pictures using the color code.

Same beginning sound as **panda** = 



Same beginning sound as **rhinoceros** = 



**Pp**



**Rr**



# Common Beginning #3

Draw a line to match the words that have the same beginning sound.



Lemon




Paper



Pencil




Owl



Ox



Quarter



Queen



Lion



Nest



Nut


# Learning Beginning Sounds: T and S

---

Say the name of each picture. Color the **tiger** orange and the **sunflower** yellow. Color the rest of the pictures using the color code.

Same beginning sound as **tiger** = 

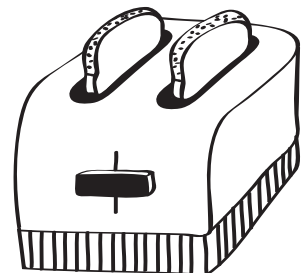
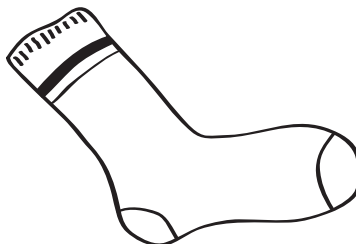


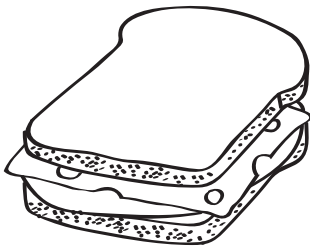
Same beginning sound as **sunflower** = 



**Tt**




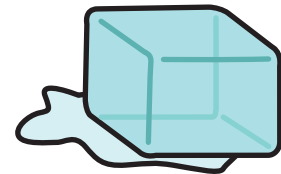
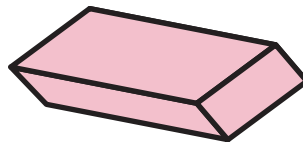


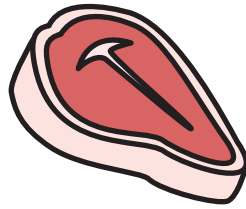

**Ss**



Name: \_\_\_\_\_ Date: \_\_\_\_\_

# The Letter "U"

Circle the objects that begin with the letter U.



# Learning Beginning Sounds: V and W


Say the name of each picture. Color the **vulture** blue and the **weasel** red. Color the rest of the pictures using the color code.

Same beginning sound as **vulture** = 


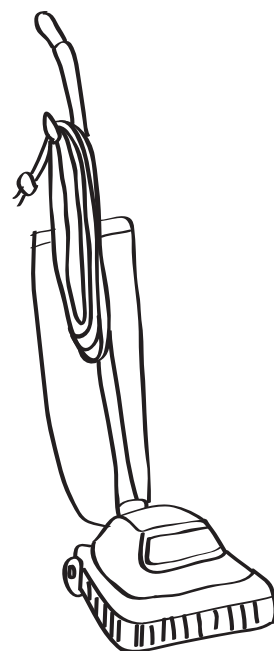


Same beginning sound as **weasel** = 

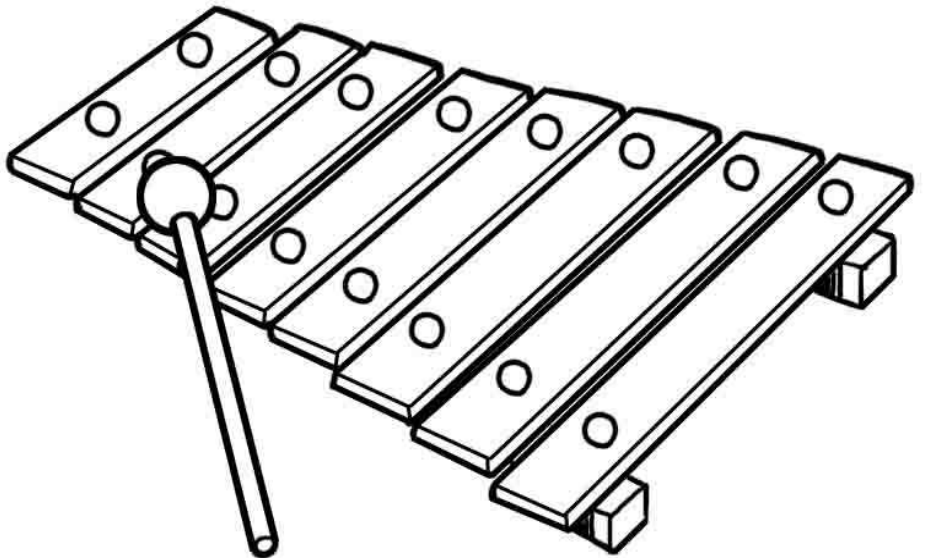
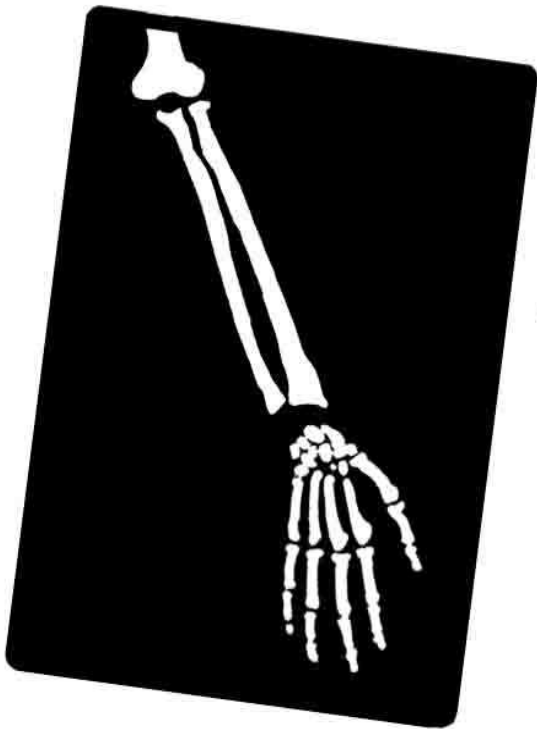
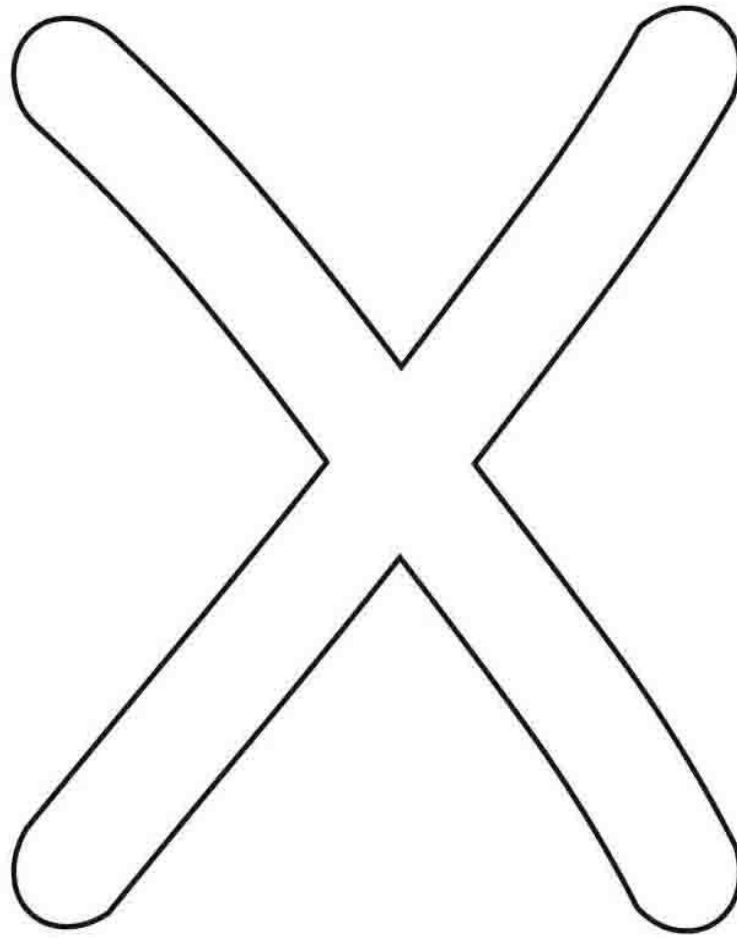



Vv




Ww









# Common Beginning #5

Draw a line to match the words that have the same beginning sound.




Umbrella



Zebra



Witch



Van




Balloon



Wand



Bee



Upstairs



Vase



Zero

Great job!

---

is an Education.com reading superstar

