

Writing

skills

1st
GRADE

Can you
write
a **story**
about
the picture?



Table of Contents

First Grade Writing Skills

Punctuation Fill-In
Punctuation Match-Up
Correct the Capitals #1
Correct the Capitals #2
Write the Sight Words: "Has"
Write the Sight Words: "May"
Write the Sight Words: "After"
Write the Sight Words: "Could"
Science Time: Earth
Science Time: The Sun
Science Time: Comet
Using Sight Words #1
Using Sight Words #2
Using Sight Words #3
Using Sight Words #4
Using Sight Words #5
Tell the Story: Fishing
Writing Stories: It's raining, it's pouring...
How's the Weather Today?
Story Starter: Alien Family Trip
Story Starter: Alien Butterfly Catcher
Antler Antics Story Starter
Skating Cow Story Starter
Giraffe Story Starter
Story Starter

Certificate of Completion

Want more workbooks? Join [Education.com Plus](http://www.education.com/education-plus/) to save time and money.
<http://www.education.com/education-plus/>

Punctuation Fill-In

Fill in the blanks. Use a period, exclamation point, or question mark. In some cases, more than one type of mark can be correct.

1.) The car is red_____

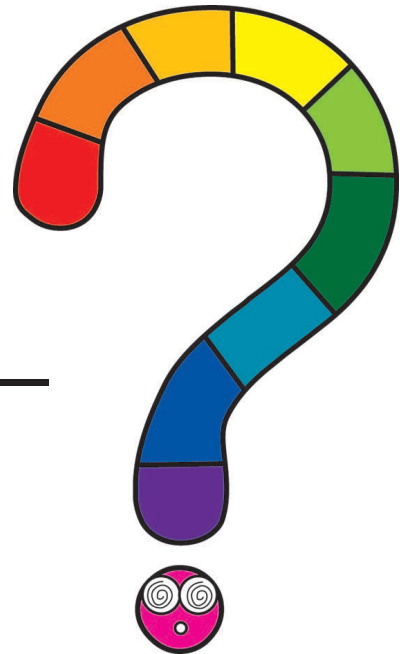
2.) Where is the dog_____

3.) I love ice cream_____

4.) What time is it_____

5.) You're great_____

6.) Cats like milk_____



Punctuation Match-Up


Match each punctuation mark to its name.

question mark

period

exclamation point

comma



Write your own sentence, using at least one punctuation mark.

Correct the Capitals


Re-write the passage below.
Correctly capitalize all the words.

my Name is kimiko. i'm from japan. i'm
Seven years old and i have one brother.
his name is ryo. we live in a City called
nara. i Love to sing and play Tennis.



Correct the Capitals

Re-write the passage below. Correctly capitalize all the words.

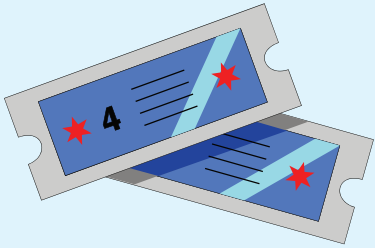


once upon a Time, there was a boy named frank. frank wanted to Be an astronaut and visit the Moon. he hoped one day he would see earth from Space.

Handwriting practice lines consisting of solid top and bottom lines with a dashed middle line, repeated multiple times for writing practice.

Write the Sight Words

Look at the sight word, trace the dotted lines, then write it yourself!



has



h

h a s

has

Sam _____ tickets
to the show tonight.



Write the Sight Words

Look at the sight word, trace the dotted lines, then write it yourself!



may



m

m a y


may

Yes, you _____ go
out to play.



Write the Sight Words

Look at the sight word, trace the dotted lines, then write it yourself!



after



a

a f t e r

after

May we have dessert
_____ dinner?



Write the Sight Words

Look at the sight word, trace the dotted lines, then write it yourself!



could



c

c o u l d

could

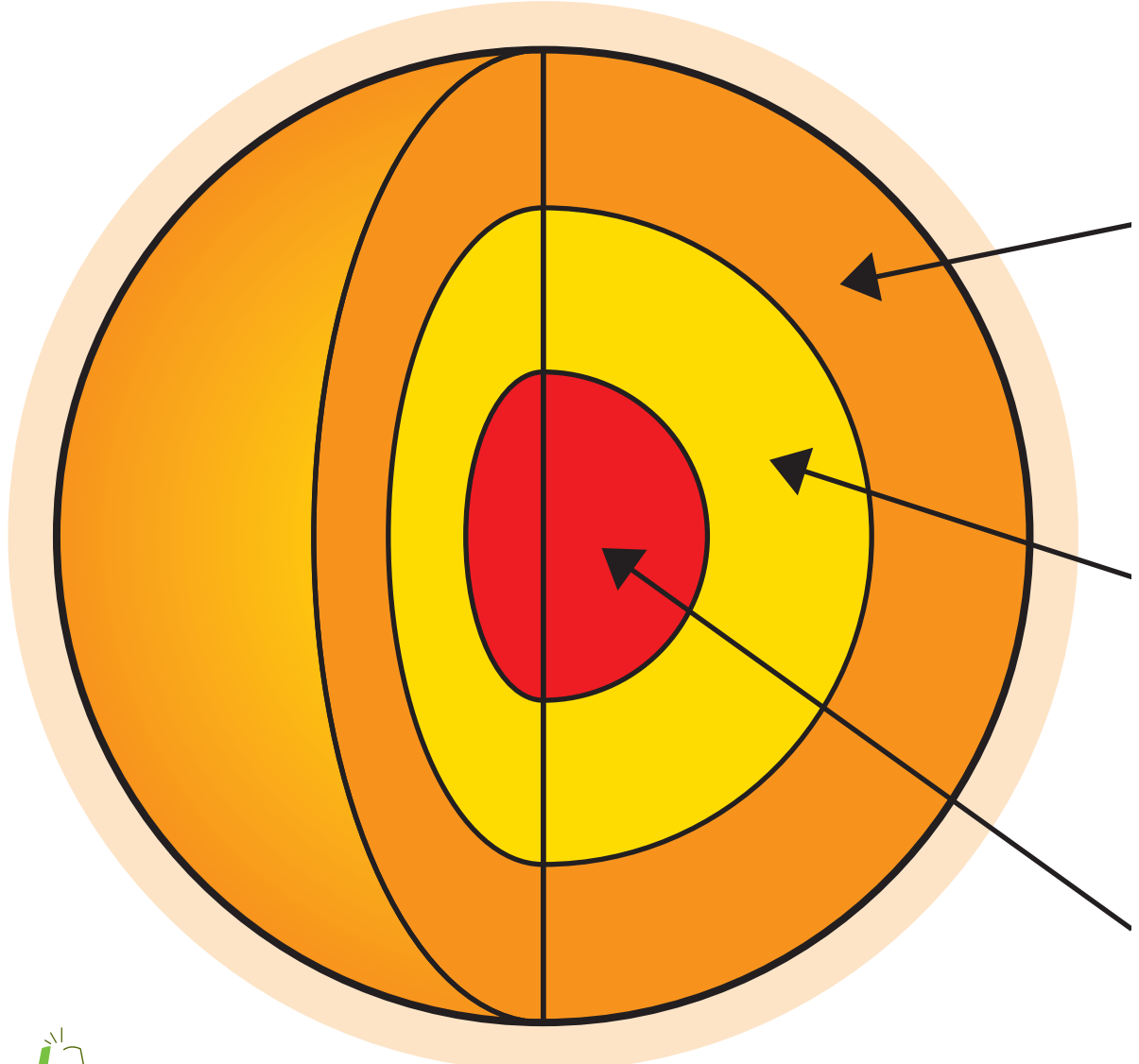
You _____ read

this book instead.



SCIENCE TIME : THE SUN

The Sun is the star at the center of our Solar System which provides us with light. The Sun's outer layer is called the **CONVECTIVE ZONE**. The next layer is the **RADIATIVE ZONE**. The innermost layer of the Sun is called the **CORE**. Label each layer of the Sun below using what you've learned.



Zone

Zone

Using Sight Words

Write four sentences using one of the words from the box in each sentence




any them over let

Four sets of primary writing lines, each consisting of a solid top line, a dashed middle line, and a solid bottom line, for writing practice.

Using Sight Words

Write four sentences using one of the words from the box in each sentence

as think live could




Four sets of handwriting practice lines, each consisting of a solid top line, a dashed middle line, and a solid bottom line.

Using Sight Words

Write four sentences using one of the words from the box in each sentence

take of some has



Four sets of handwriting practice lines, each consisting of a solid top line, a dashed middle line, and a solid bottom line.

Using Sight Words

Write four sentences using one of the words from the box in each sentence

going when stop just



Four sets of handwriting practice lines, each consisting of a solid top line, a dashed middle line, and a solid bottom line.

Using Sight Words

Write four sentences using one of the words from the box in each sentence

thank once were his



Four sets of horizontal writing lines for student use. Each set consists of a solid top line, a dashed middle line, and a solid bottom line.

It's raining, it's pouring...




What do you like to
do on a rainy day?

Handwriting practice lines consisting of a solid top line, a dashed middle line, and a solid bottom line. There are ten sets of these lines provided for writing.

How's the Weather today?

Write a sentence describing the weather shown.




Four sets of handwriting lines, each consisting of a solid top line, a dashed middle line, and a solid bottom line.



Four sets of handwriting lines, each consisting of a solid top line, a dashed middle line, and a solid bottom line.




Four sets of handwriting lines, each consisting of a solid top line, a dashed middle line, and a solid bottom line.

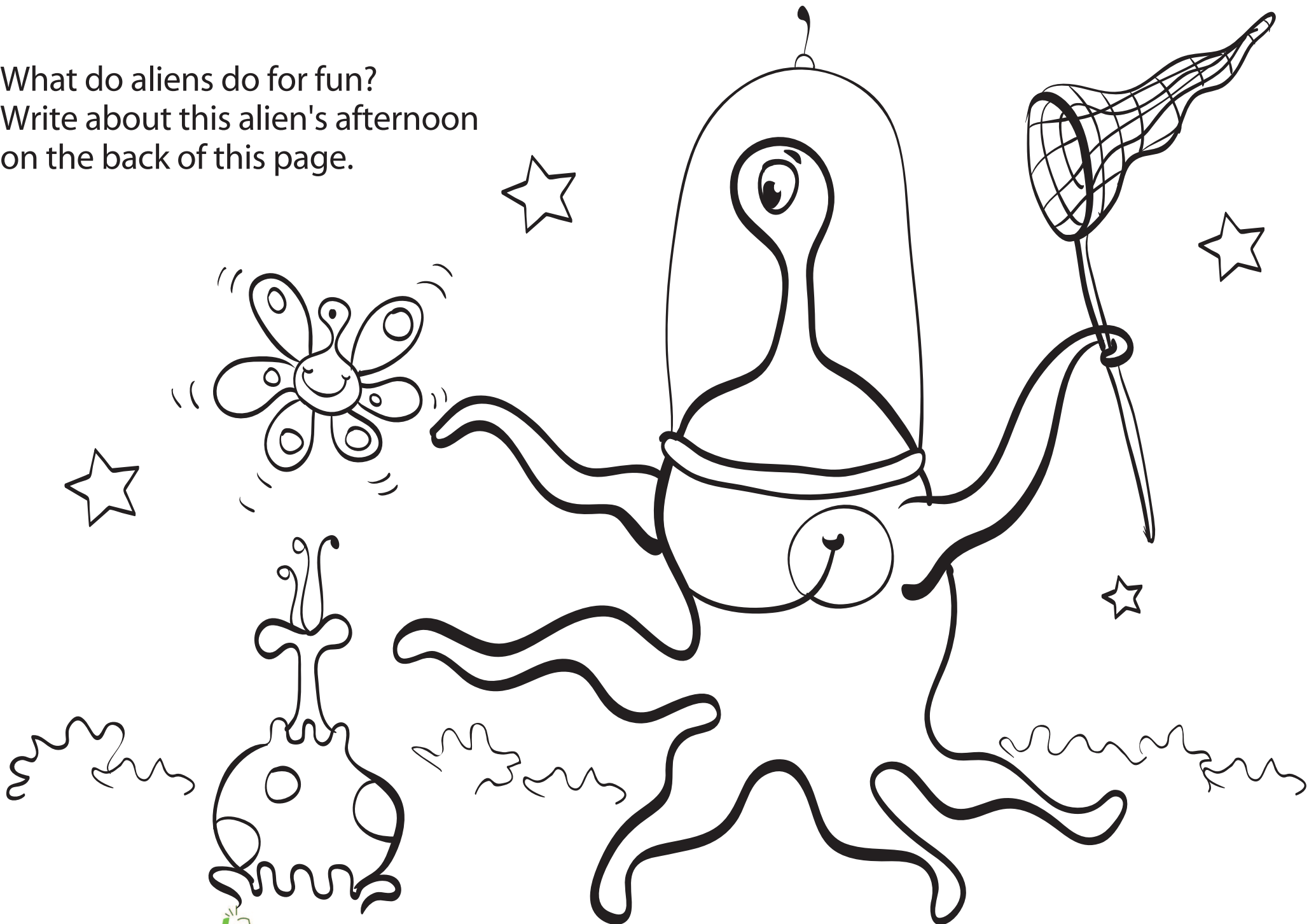


Four sets of handwriting lines, each consisting of a solid top line, a dashed middle line, and a solid bottom line.

Where is this alien family going?
Write a story about their trip on the back of this page.



What do aliens do for fun?
Write about this alien's afternoon
on the back of this page.



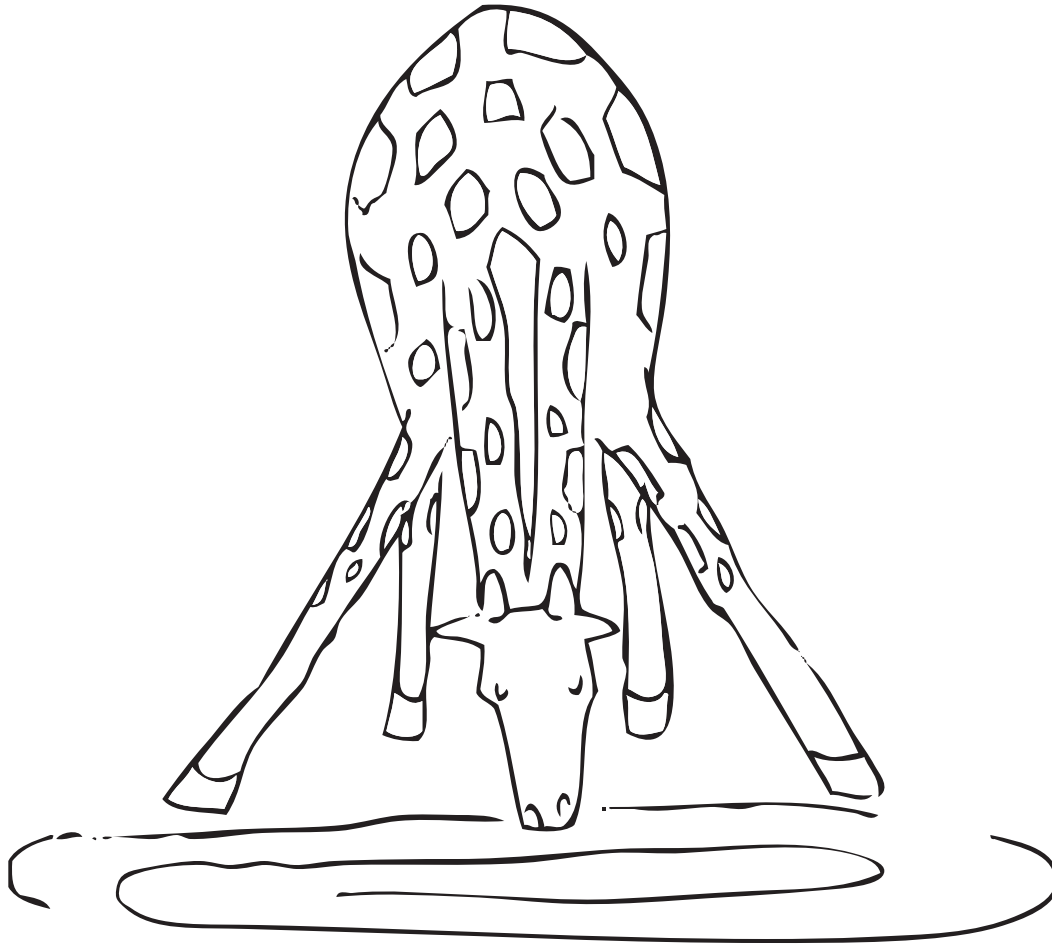


Oh no! How did this happen? How will the deer get his antlers back? Write the story on the back of this page.

What is the skating cow thinking about?
Write your story on the back of this page.



Have you ever seen a giraffe drink water? Where?



Write a story below:

A large rounded rectangular box containing five horizontal lines for writing a story.

Note: More worksheets at www.education.com/worksheets

What is this bear doing?



Write a story below:

A large rectangular box with rounded corners, containing five horizontal lines for writing a story.

Note: More worksheets at www.education.com/worksheets

Great job!

is an Education.com writing superstar

