













Perfecting

PATTERNS

K

Kindergarten

			
			
			<p>Which one is missing?</p>
			




Table of Contents

Perfecting Patterns

Sudoku: Number Fun 1
Match the Mixed-Up Pictures
Sudoku: Number Fun 2
Patterns #1
Picnic Coloring Page
Sudoku: Number Fun 3
Identifying Patterns: Animal Dance Move!
Accessories Shop: Create Your Own Pattern
Sudoku: Number Fun 4
Travel Match: Transportation
Patterns #2
Sudoku: Number Fun 5
Patterns #3
Sports Sudoku: Easy
Pattern Practice: Bugs, Bugs, Bugs
Identifying Patterns: Aquarium Fun!
Complete the Patterns
Zoo Sudoku: Easy
Create Your Own Pattern: AB Pattern

Certificate of Completion

Want more workbooks? Join [Education.com Plus](http://www.education.com/education-plus/) to save time and money.
<http://www.education.com/education-plus/>

easy

Sudoku: Number Fun 1

This is a Sudoku puzzle!

To play, fill in each blank square with the correct number.

Remember: The numbers **1**, **2**, **3**, and **4** each must appear only once in each

row , column , and block .

2	3	4	1
1			3
4			2
3	2	1	4



Match the Mixed-Up Pictures

Match the pictures on the left with its related item on the right by drawing a line from one to the other.



easy

Sudoku: Number Fun 2

This is a Sudoku puzzle!

To play, fill in each blank square with the correct number.




































Remember: The numbers **5**, **6**, **7**, and **8** each must appear only once in each






row , column , and block .

7	6	5	
8		6	7
5	8		6
	7	8	5

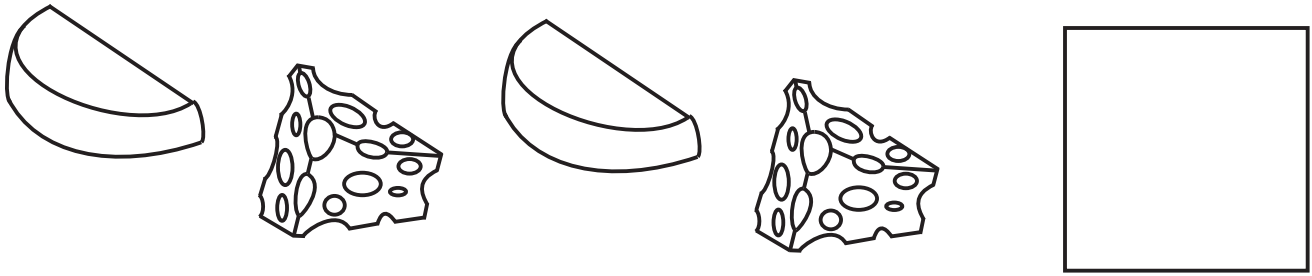
Patterns

Cut out and glue the shapes at the bottom of the page to complete each pattern.

				
-------------------------------------------------------------------------------------	-------------------------------------------------------------------------------------	-------------------------------------------------------------------------------------	--------------------------------------------------------------------------------------	---------------------------------------------------------------------------------------

Rusty the mouse is packing for a picnic. He invited four of his friends to join him. There will be five mice in all. Can you finish the cheese pattern so Rusty can pack enough for everyone?



easy

Sudoku: Number Fun 3

This is a Sudoku puzzle!

To play, fill in each blank square with the correct number.

Remember: The numbers **9**, **10**, **11**, and **12** each must appear only once in each





row , column , and block .

11	10	9	12
	9		11
9		12	10
10	12	11	

Animal Dance Move!

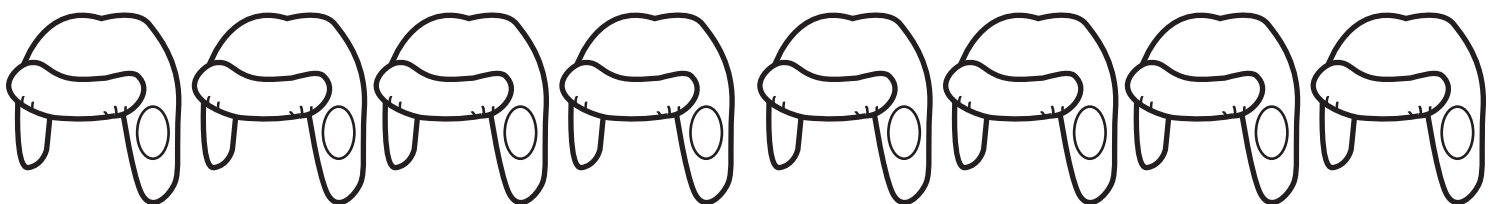


Identifying Pattern

Which move comes next in each row?
Cut and paste pictures below.



Accessories Shop: Create Your Own Pattern

Color pictures below to make your own pattern.



easy

Sudoku: Number Fun 4

This is a Sudoku puzzle!

To play, fill in each blank square with the correct number. Remember: The numbers **13**, **14**, **15**, and **16** each must appear only once in each


row , column , and block .

	15	16	13
16	13	14	
15	14	13	
	16	15	14

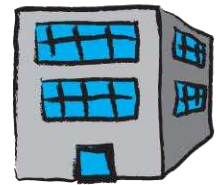
TRAVEL MATCH

In each of these groups, one object is not like the others.
Circle the thing that doesn't belong.

Example:




1.



2.



3.



4.










Now make your own challenge.

Draw a group of pictures where one item does not belong.

Patterns

Cut out and glue the shapes at the bottom of the page to complete each pattern.



easy

Sudoku: Number Fun 5

This is a Sudoku puzzle!


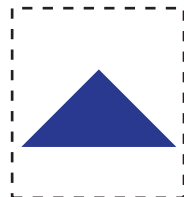

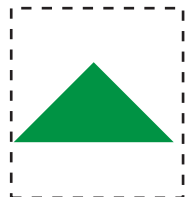
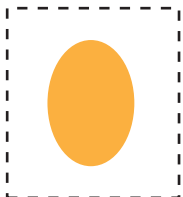




To play, fill in each blank square with the correct number. Remember: The numbers **17**, **18**, **19**, and **20** each must appear only once in each

row , column , and block .

20		19	18
19	18	17	
17	20		19
18		20	17

Patterns

Cut out and glue the shapes at the bottom of the page to complete each pattern.



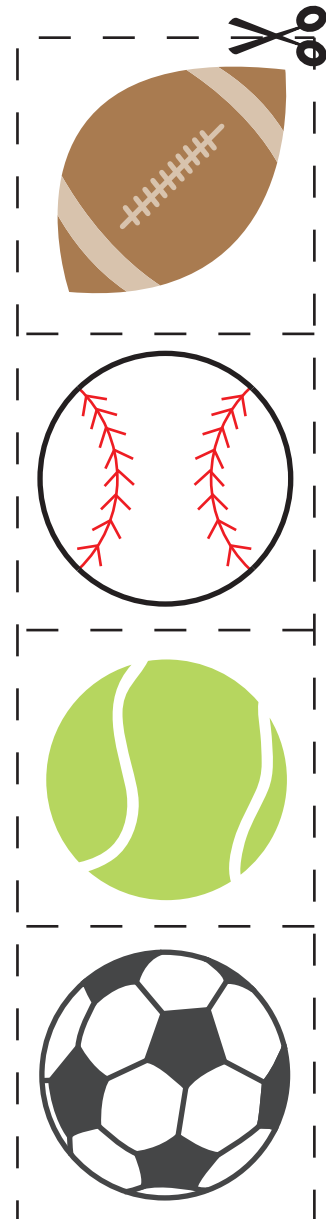
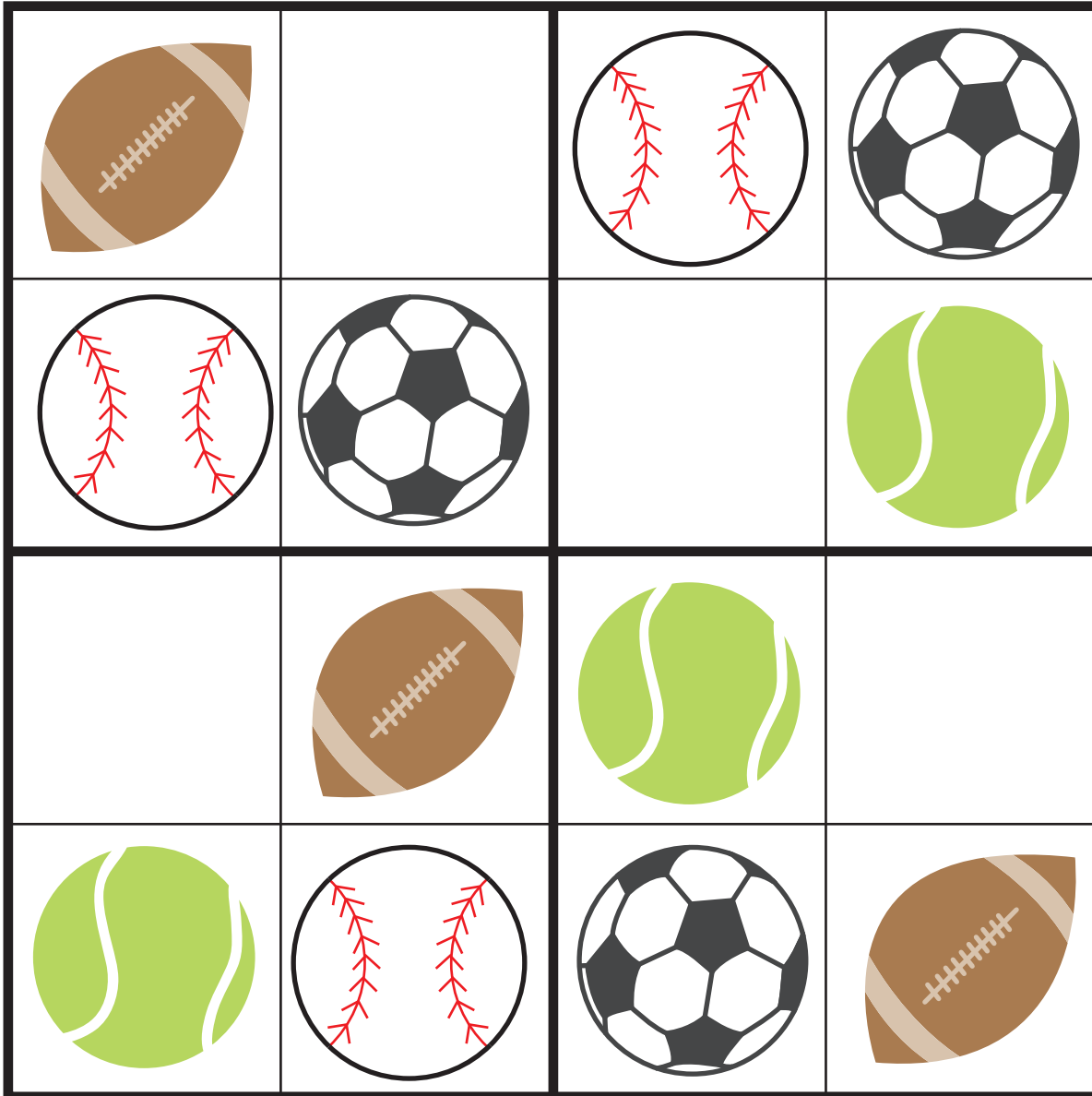
easy

Sports Sudoku

This is a Sudoku puzzle!

To play, cut out the pictures and glue each one in the correct square. Remember:
The football, soccer ball, tennis ball, and baseball must appear only once in each

row , column , and block .



Bugs, Bugs, Bugs


Pattern
Practice



Look at the patterns below and write the letters that describe the pattern. See the example.



ABC









Grade
1

Aquarium Fun!

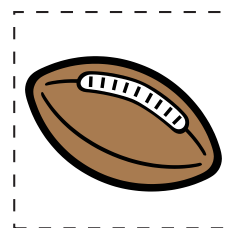
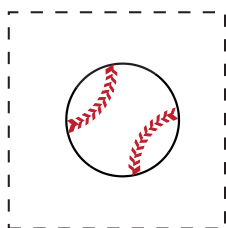
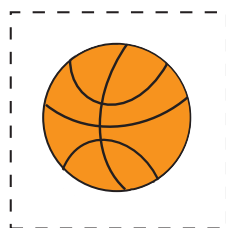



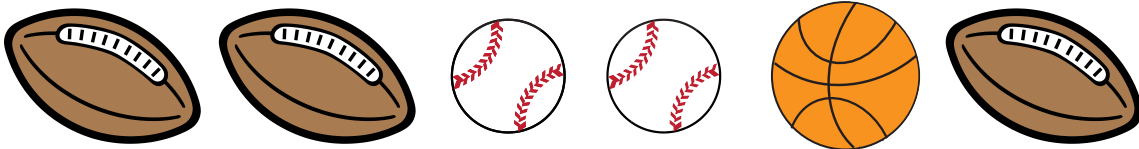


Identifying Patterns

Which picture comes next in each row?
Cut and paste pictures below.



Complete the Patterns

Cut out and paste the correct picture to complete each pattern.








easy

Zoo Sudoku

This is a Sudoku puzzle!


To play, cut out the pictures and glue each one in the correct square. Remember:
The lion, gorilla, hippopotamus, and koala must appear only once in each

row , column , and block .




Create Your Own Pattern

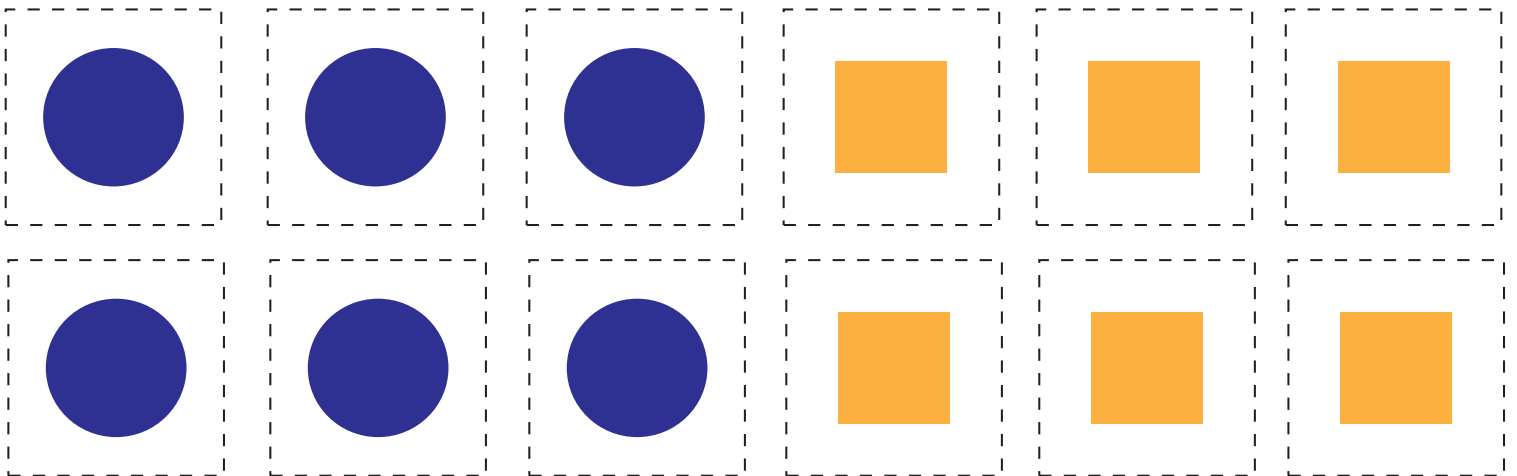

Look at the example AB pattern below. Then cut out the shapes to create your own AB patterns.



1.



2.



Great job!

is an Education.com math superstar

