

Navigating Numbers 1-100

1st
GRADE



1		3	4	5			8	9	
	12		14			17	18		20
21	22			25	26		28		
		33	34		36			39	40
41		43				47	48		
51				55	56		58	59	
	62	63		65				69	70
	72		74			77	78	79	
81		83		85	86			89	
91				95		97	98		




Table of Contents

Navigating Numbers 1-100

Missing Numbers
 Busy Bee
 Egg-tastic
 Counting from 50 to 100
 Before, After and Between
 Count by Twos
 Hippity Hop
 Count by Fives
Missing Numbers: Counting by Fives
 Skip Count by 10
 Rounding to 10
 Skip Counting Practice
 Skip Counting by 2s, 5s and 10s
 Counting to 150
 Counting on Bananas
A Puppy and A Gone: Odd Numbers
 Number Patterns
 Missing Numbers: 1-100
 Number Jigsaw: 1-100
 Hundreds of Pieces

Certificate of Completion

Want more workbooks? Join [Education.com Plus](http://www.education.com/education-plus/) to save time and money.
<http://www.education.com/education-plus/>

Missing Numbers


Fill in the missing numbers in the chart.

1		3	4	5	6		8	9	10
11		13	14		16	17	18		20
21	22		24	25	26		28	29	30
31	32	33	34	35	36	37	38	39	
	42		44		46	47	48	49	50
51	52	53	54	55	56	57		59	60
61		63		65		67	68	69	
71	72		74	75	76		78	79	80
	82	83	84		86	87	88	89	90
91	92		94	95		97	98		100



Busy Bee


Help Benny the Bee fill in the missing numbers in his honeycomb.



1		3	4	5			8	9	
	12		14			17	18		20
21	22			25	26		28		
		33	34		36			39	40
41		43				47	48		
51				55	56		58	59	
	62	63		65				69	70
	72		74			77	78	79	
81		83		85	86			89	
91				95		97	98		

Egg-tastic

Fill in the missing numbers.




1	2			5		7	8		
			14	15		17		19	20
21		23			26		28	29	
	32	33	34		36	37			
41	42			45		47	48		50
51		53		55	56		58		
		63	64			67	68	69	70
71	72			75		77		79	80
		83	84	85	86		88	89	
91		93		95			98		

Counting from 50 to 100

Charlie accidentally spilled his bucket of tennis balls all over the court. He's already picked up the first 50. Can you help him pick up the rest of his tennis balls by counting the balls left on the court?

Start Here →


	50			53	54		56
			60		62		
65				69			72
	74	75					80
		83				87	
	90			93			
		99					



Before, After and Between

Fill in the missing numbers that come before, after or between the numbers shown.

23, _____, 25



_____, 60, 61

38, 39, _____

_____, 12, 13

19, _____, 21

_____, 55, _____













46, 47, _____

89, _____, 91




Count by Twos

Fill in the missing numbers on the bubbles.




If there were three more bubbles,
what number would be on the last
bubble?



Hippity Hop

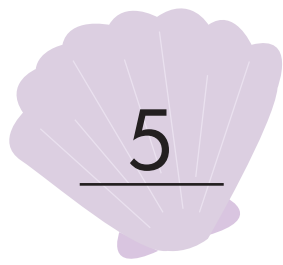
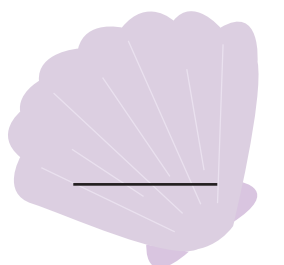
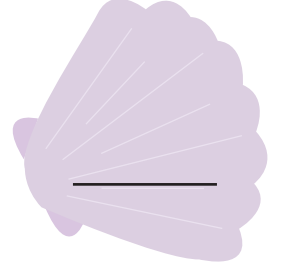
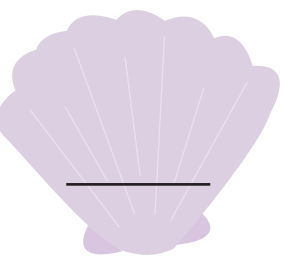

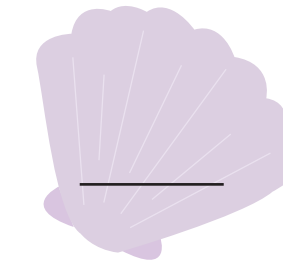
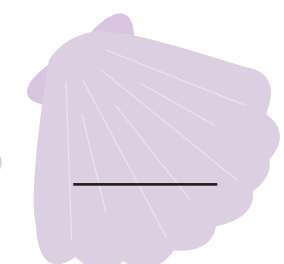
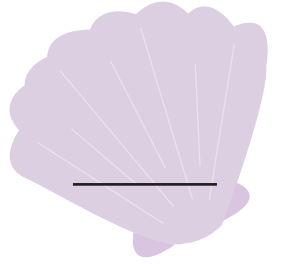

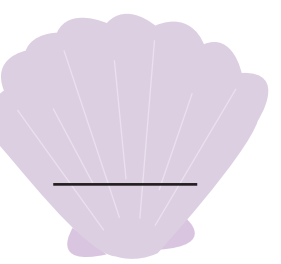
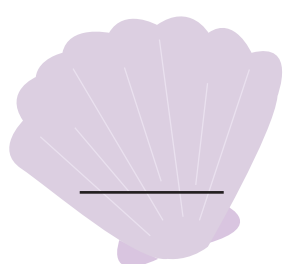

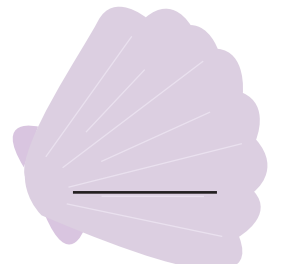
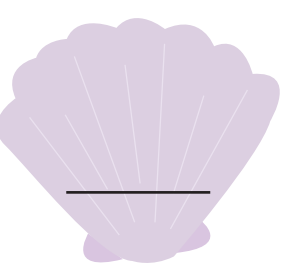
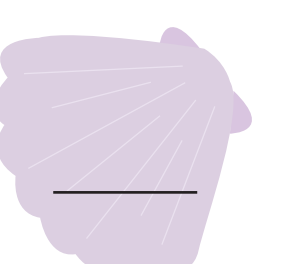
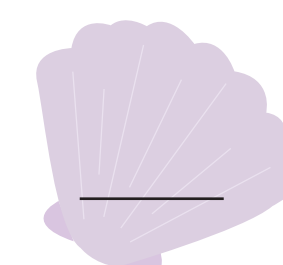
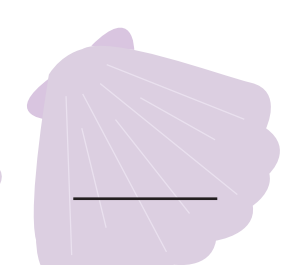
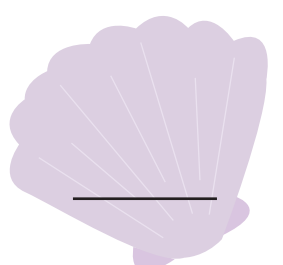
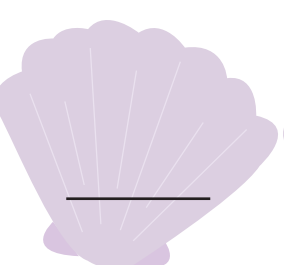

Help Freddy the Frog fill in the missing numbers on the lily pads.



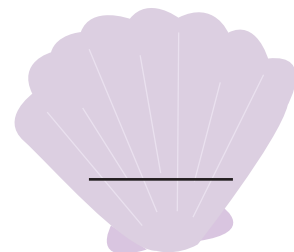
1		3		5		7		9	
11		13		15		17		19	
21		23		25		27		29	
31		33		35		37		39	
41		43		45		47		49	
51		53		55		57		59	
61		63		65		67		69	
71		73		75		77		79	
81		83		85		87		89	
91		93		95		97		99	

Count by Fives

Fill in the missing numbers on the shells.

 5	 _____	 _____	 _____	 25
 _____	 _____	 _____	 45	 _____
 _____	 60	 _____	 _____	 _____
 _____	 _____	 _____	 _____	 100

If there were three more shells, what number would be on the last shell?



Missing Numbers

Counting by 5s





















Fill in the missing numbers in the chart.

1	2	3	4		6	7	8	9	
11	12	13	14		16	17	18	19	
21	22	23	24		26	27	28	29	
31	32	33	34		36	37	38	39	
41	42	43	44		46	47	48	49	
51	52	53	54		56	57	58	59	
61	62	63	64		66	67	68	69	
71	72	73	74		76	77	78	79	
81	82	83	84		86	87	88	89	
91	92	93	94		96	97	98	99	



Skip Count by Ten

Each pile has ten candies in it. Count by tens and write the total in the box.



Rounding to 10

Round the numbers below to the nearest 10. The first one has been done for you.

$31 = \underline{30}$

$56 = \underline{\quad}$

$64 = \underline{\quad}$

$17 = \underline{\quad}$

$22 = \underline{\quad}$

$89 = \underline{\quad}$

$95 = \underline{\quad}$

$73 = \underline{\quad}$

$46 = \underline{\quad}$

$29 = \underline{\quad}$

$12 = \underline{\quad}$

$38 = \underline{\quad}$

$67 = \underline{\quad}$


$83 = \underline{\quad}$

$99 = \underline{\quad}$

$43 = \underline{\quad}$


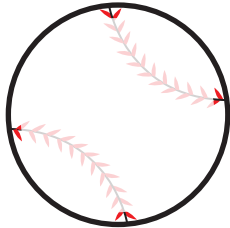
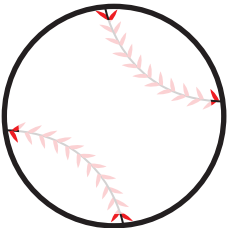

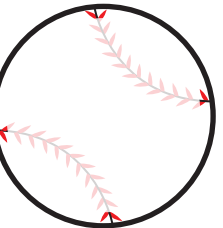
$38 = \underline{\quad}$

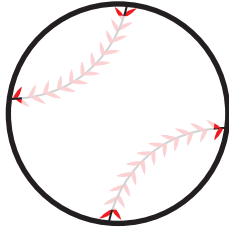
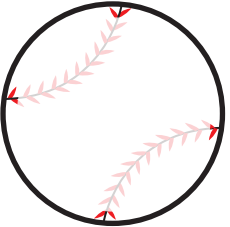

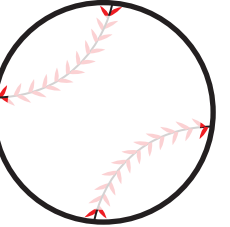
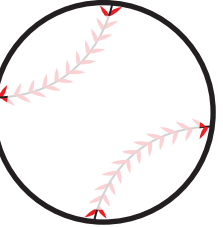
$55 = \underline{\quad}$








SKIP COUNTING PRACTICE






Count by 2s. Write in the missing numbers:

1.     






2.     






Count by 5s. Write in the missing numbers:

3.     

4.     

Count by 10s. Write in the missing numbers:

5.     

6.     

Skip Counting by 2s, 5s and 10s

1. Count by 2s and trace a **red** border around each box that you land on.
2. Then count by 5s and place a **blue** circle around the number in each box that you land on.
3. Finally, count by 10s and place a **green** X over the number in each box that you land on.

1	2	3	4	5	6	7	8	9	10
11	12	13	14	15	16	17	18	19	20
21	22	23	24	25	26	27	28	29	30
31	32	33	34	35	36	37	38	39	40
41	42	43	44	45	46	47	48	49	50
51	52	53	54	55	56	57	58	59	60
61	62	63	64	65	66	67	68	69	70
71	72	73	74	75	76	77	78	79	80
81	82	83	84	85	86	87	88	89	90
91	92	93	94	95	96	97	98	99	100

Challenge

1. If you keep counting on from 100, what is the next number you will trace in **red**?

2. If you keep counting on from 100, what is the next number you will circle in **blue**?

3. If you keep counting on from 100, what is the next number you will X in **green**?

Counting to 150

Use this chart to help you count past 100! Fill in the missing numbers starting with 101.

1	2	3	4	5	6	7	8	9	10
11	12	13	14	15	16	17	18	19	20
21	22	23	24	25	26	27	28	29	30
31	32	33	34	35	36	37	38	39	40
41	42	43	44	45	46	47	48	49	50
51	52	53	54	55	56	57	58	59	60
61	62	63	64	65	66	67	68	69	70
71	72	73	74	75	76	77	78	79	80
81	82	83	84	85	86	87	88	89	90
91	92	93	94	95	96	97	98	99	100

Counting on Bananas


Can you help Milo the Monkey find his bunch of bananas?
Connect the even numbers (in order) to show Milo which trees to swing to!

A 10x10 grid of trees, each with a number from 1 to 100. The trees are arranged in 10 rows and 10 columns. A monkey is standing on tree 11. A banana is at the bottom right. A curved line connects tree 1 to tree 6. The task is to connect the even numbers in order to show the path to the banana.

				1	2	3	4	5	6	7
8	9	10	11	12	13	14	15	16	17	18
19	20	21	22	23	24	25	26	27	28	29
30	31	32	33	34	35	36	37	38	39	40
41	42	43	44	45	46	47	48	49	50	51
52	53	54	55	56	57	58	59	60	61	62
63	64	65	66	67	68	69	70	71	72	73
74	75	76	77	78	79	80	81	82	83	84
85	86	87	88	89	90	91	92	93	94	95
96	97	98	99	100						

A Puppy and A Bone: Odd Numbers

Help puppy fetch his bone by coloring the spaces with odd numbers to show the path.



A grid of numbers arranged in a path leading to a bone. The numbers are: 24, 9, 3, 27, 11, 5, 15, 28, 44, 16, 52, 43, 12, 74, 19, 33, 17, 51, 95, 2, 66, 40, 25, 32, 84, 100, 26, 71, 57, 41, 63, 88, 54, 23, 99, 108, 142, 70, 2, 67, 49, 123, 83, 74, 48, 36, 20, 1, 111, 81.



Number Patterns

1. Draw a **star** over the number 32. Now **circle** the number that is 10 more than 32. Now circle the number that is 10 less than 32. **Can you see a pattern forming? Complete this row on the hundreds chart using stars and circles.**
2. Find the number 3 and color that box **red**. Now skip-count by 3s all the way down the hundreds chart. Color each box you land on **red** as well. Can you see a pattern forming?
3. Find the number 5 and put a **blue** X in that box. Start counting by 5s until you get to the end of the hundreds chart. Place a **blue** X in each box you land on. Can you see a pattern forming?

1	2	3	4	5	6	7	8	9	10
11	12	13	14	15	16	17	18	19	20
21	22	23	24	25	26	27	28	29	30
31	32	33	34	35	36	37	38	39	40
41	42	43	44	45	46	47	48	49	50
51	52	53	54	55	56	57	58	59	60
61	62	63	64	65	66	67	68	69	70
71	72	73	74	75	76	77	78	79	80
81	82	83	84	85	86	87	88	89	90
91	92	93	94	95	96	97	98	99	100

4. Now look at your hundreds chart carefully. Do any of the patterns you made overlap? Use the empty space below to write down all of the numbers from the hundreds chart that shared more than one pattern. Don't forget to separate all of your numbers using a comma!

****Challenge: Can you write all of your answers in order from smallest to largest? Give it try!**

Missing Numbers: 1-100

This hundreds chart is missing some numbers. Use your knowledge of number patterns to fill in the chart! You may work in any order you choose! Which pattern is easiest to fill in? You decide!

1	2	★	4	5	6	★	★	9	10
11	★	13	14	★	★	17	18	19	20
21	22	23	★	25	★	27	28	29	★
★	32	33	34	35	36	★	38	★	40
41	42	★	44	★	46	47	★	49	50
51	★	★	54	55	56	57	58	59	★
61	62	63	★	65	★	67	68	★	70
★	72	73	74	75	76	★	★	79	80
★	82	83	★	85	86	87	★	89	90
91	★	93	94	95	★	97	98	★	100

Number Jigsaw: 1-100

Cut this hundreds chart into jigsaw pieces using the colored lines as a guide. Then mix up the pieces and try to put them back together again! Play again with a friend!

1	2	3	4	5	6	7	8	9	10
11	12	13	14	15	16	17	18	19	20
21	22	23	24	25	26	27	28	29	30
31	32	33	34	35	36	37	38	39	40
41	42	43	44	45	46	47	48	49	50
51	52	53	54	55	56	57	58	59	60
61	62	63	64	65	66	67	68	69	70
71	72	73	74	75	76	77	78	79	80
81	82	83	84	85	86	87	88	89	90
91	92	93	94	95	96	97	98	99	100



Hundreds of Pieces!

Use your knowledge of the hundreds chart to fill in the empty boxes on the puzzle pieces below!

11

19

28

29

31

39

39

49

56

59

78

25

44

88

63

Great job!

is an Education.com math superstar

