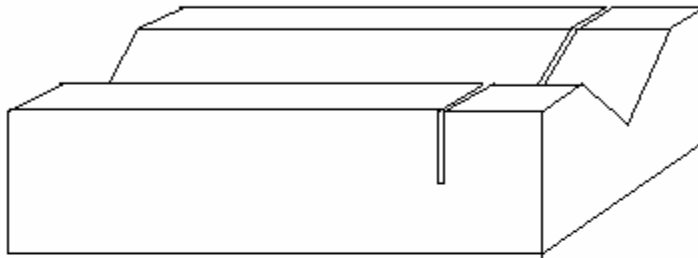

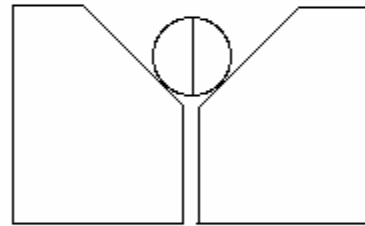


VEE BLOCK

Use this multi-purpose Vee Block when drilling holes, cutting slots in round stock or as a miter box to cut to cut your own dowels



Cut a vee in a peice of 2X3 stock aprox. 8" long with either a table or radial arm saw, then using a miter-saw cut a slot 1 1/4" from end. At opposite end cut a slot approx. 2" long through bottom of vee block as shown. Use this to cut slots in dowels using a band saw and ripping guide set to center of slot.



TIP:

To cut your own dowels, clamp Vee Block on your Workmate, line dowel stock with end for 1 1/4" long dowel, notch each end with pliers for a stronger glue joint.



Cut slot in 1/4" dowel, slip sandpaper into slot, mount into drill to sand contoured surfaces.