


# Reading

P  
Preschool




A  
Apple

Car

Duck

B  
Balloon



# Table of Contents


---

## Preschool Reading

Alphabet Recognition  
Hidden Picture  
Trace and Write: Letter B  
Trace and Write: Letter X  
Things that Start with M!  
Things that Start with R!  
Things that Start with O!  
Common Beginning Sound: 2  
Common Beginning Sound: 5  
Common Beginning Sound: 3  
Learning Beginning Sounds: T and S  
Learning Beginning Sounds: B and D  
Learning Beginning Sounds: H and J  
Color Rhymes  
Where Does it Belong #1  
Where Does it Belong #2  
Preschool Categorizing #1  
Fact or Make Believe?  
Drawing the Story  
Animal Sounds Game  
Sight Words Bingo

*Certificate of Completion*

Want more workbooks? Join [Education.com Plus](http://www.education.com/education-plus/) to save time and money.  
<http://www.education.com/education-plus/>



# Alphabet Recognition

Color the blocks with the same letter in a single color.

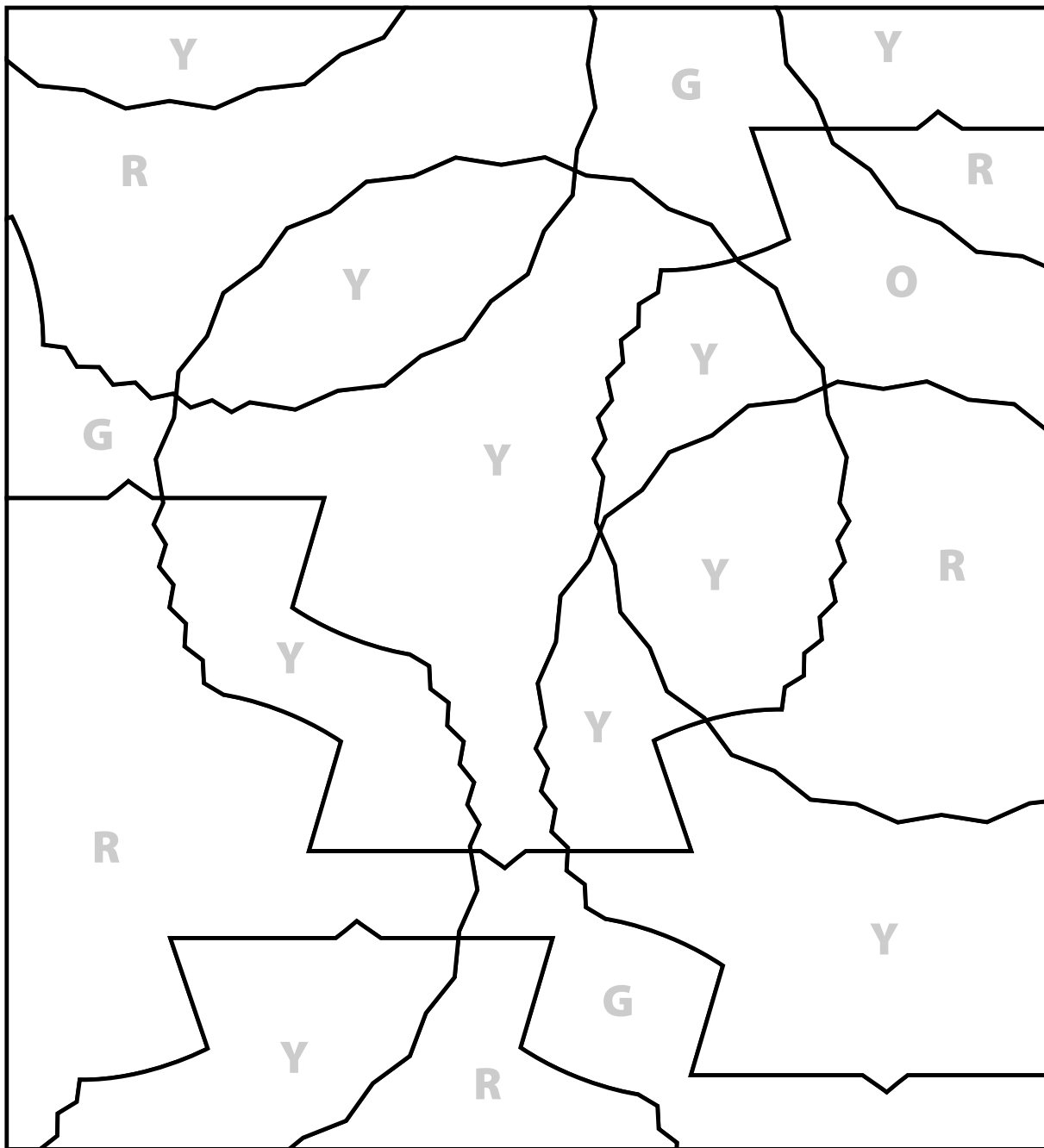


# HIDDEN

## PICTURE

Seashells are homes to animals that live in the ocean. Sometimes the animals leave their homes to find bigger homes. Test your letter skills and find the hidden picture. Pick a color for each letter.

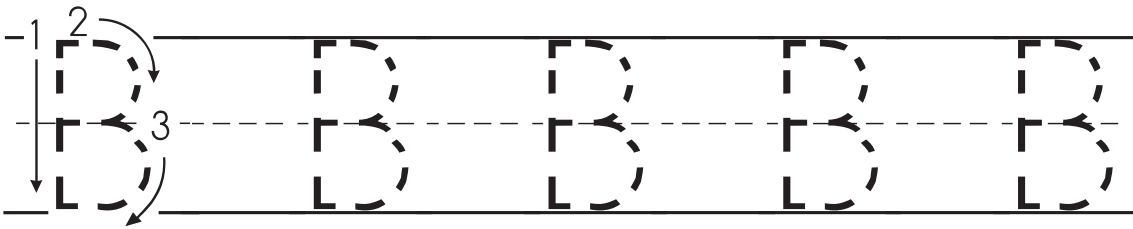
Color in each space that contains a letter.



This is the letter B.

B

Trace the letter B.




Say the name of each picture. Write the letter B next to the pictures that start with the letter B.



\_\_\_\_\_

-----

\_\_\_\_\_



\_\_\_\_\_

-----

\_\_\_\_\_



\_\_\_\_\_

-----

\_\_\_\_\_



\_\_\_\_\_

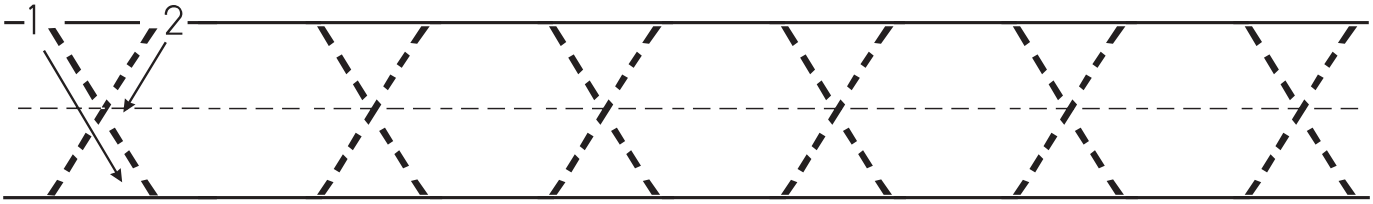
-----

\_\_\_\_\_

This is the letter X.



Trace the letter X.



Say the name of each picture. Write the letter X next to the pictures that end with the letter X.



\_\_\_\_\_

-----


\_\_\_\_\_



\_\_\_\_\_

-----

\_\_\_\_\_



\_\_\_\_\_

-----

\_\_\_\_\_



\_\_\_\_\_

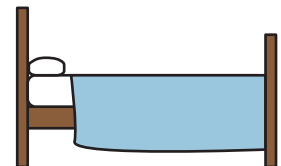

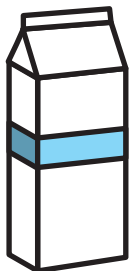
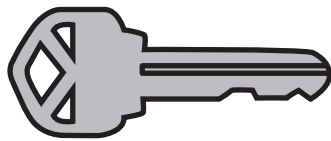



-----

\_\_\_\_\_

Name: \_\_\_\_\_ Date: \_\_\_\_\_

# The Letter "M"

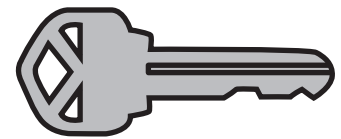



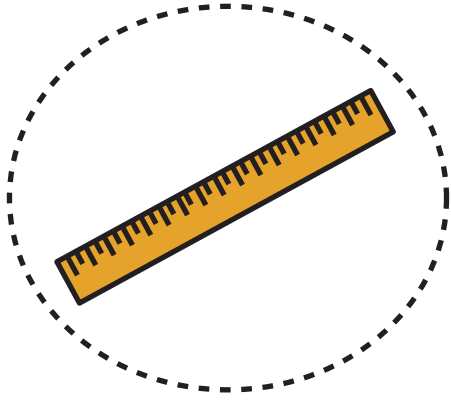
Circle the objects that begin with the letter M.



Name: \_\_\_\_\_ Date: \_\_\_\_\_

# The Letter "R"


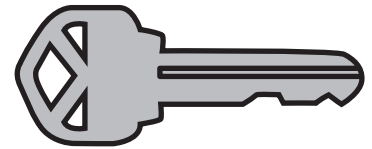


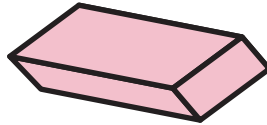
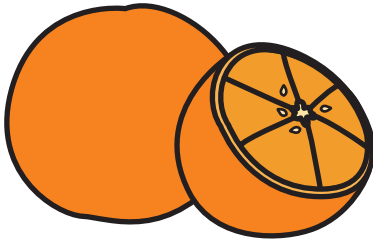
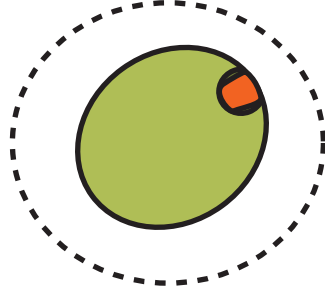
Circle the objects that begin with the letter R.



Name: \_\_\_\_\_ Date: \_\_\_\_\_

# The Letter "O"

Circle the objects that begin with the letter O.




# Common Beginning #2


Draw a line to match the words that have the same beginning sound.



Car



Apple




Elephant




Dog




Bug




Duck



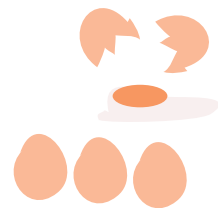
Bag



Coin



Alligator



Eggs

# Common Beginning #5

Draw a line to match the words that have the same beginning sound.




Umbrella



Zebra



Witch



Van




Balloon



Wand



Bee



Upstairs



Vase



Zero

# Common Beginning #3

Draw a line to match the words that have the same beginning sound.



Lemon




Paper



Pencil



Owl



Ox



Quarter



Queen



Lion



Nest



Nut

# Learning Beginning Sounds: T and S

Say the name of each picture. Color the **tiger** orange and the **sunflower** yellow. Color the rest of the pictures using the color code.

Same beginning sound as **tiger** = 

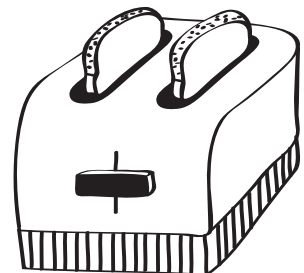
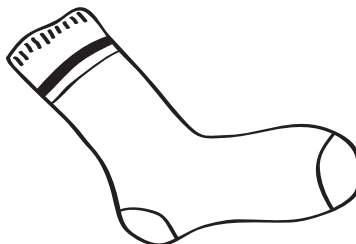

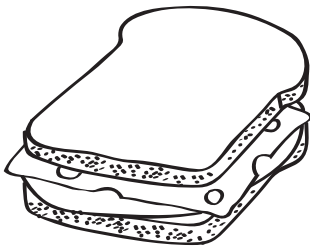
Same beginning sound as **sunflower** = 



**Tt**



**Ss**



# Learning Beginning Sounds: B and D

Say the name of each picture. Color the **beaver** blue and the **dog** yellow. Color the rest of the pictures using the color code.

Same beginning sound as **beaver** = 



Same beginning sound as **dog** = 



**Bb**



**Dd**



# Learning Beginning Sounds: H and J

Say the name of each picture. Color the **hippopotamus** blue and the jack-o'-lantern orange. Color the rest of the pictures using the color code.

Same beginning sound as **hippopotamus** = (blue)



Same beginning sound as **jack-o'-lantern** = (orange)



Hh

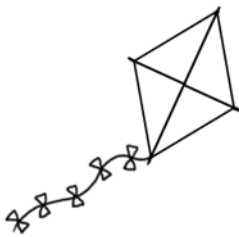


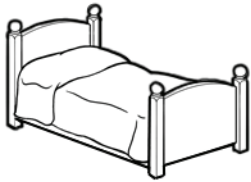


Jj



# COLOR RHYMES

Write the name of a color that rhymes with each picture.



# Where Does It Belong?

Look at the objects on the left. Where do they belong?  
Circle the correct picture on the right to answer the question.



Butterfly




Garden




Car



Dog



House




Zoo




Shovel



Handbag



Sand bucket



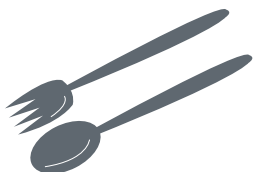
Goldfish



Fishbowl



Tree



Spoon &amp; fork



Plate of spaghetti



Staircase

# Where Does It Belong?

Look at the objects on the left. Where do they belong?  
Circle the correct picture on the right to answer the question.



Candle



Shoes



Cake




Sandals




Foot



Arm



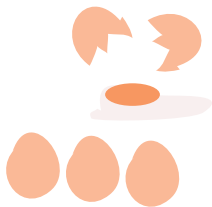
Book



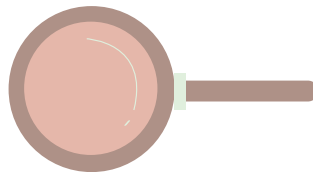
Shelf




Clouds



Eggs



Frying pan



Pillow



Comb



Cup





Hair

# Categorizing

## #1

Cut out the squares below. Then sort into the correct category box.




Animal	Food


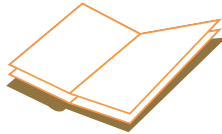
# Fact or Make Believe?

Ask an adult to read the stories aloud to you.


Circle the book  if the story is fact. Circle the fairy  if the story is make believe.




This soup is really hot. After I taste it, I can blow fire out of my mouth!





Tammy is very strong. She can hit a tennis ball across the court!



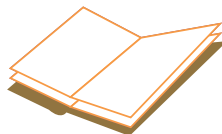
I went to the zoo and saw a giraffe fly.




I can eat 10 ice cream cones in 1 minute.



Tim is riding in a hot air balloon. He is high up in the sky!








# Animal Sounds




## Word and Picture Memory Game

Quack



Ribbit



Hee-Haw


Buzz



Growl



Squeak





Oink

Hoot




Cock  
a'Doodle  
Doo



Hiss


**To Play:**

- Cut the pieces out along the dotted lines.
- Mix the cards up and lay them face down.
- Take turns and try to match each animal card with its sound card.
- The player with the most pairs wins!




Chirp


Neigh



Roar




Caw





Meow

Cluck



Woof




Moo



Baa

Gobble



# Sight Words Bingo

Pre-K  
BOARD 1



1. Have a grown-up help you cut out the game pieces and call out cards on pages 8 and 9. Be careful not cut up the Bingo boards on pages 1 through 4.
2. When a word gets called and it matches the same word on one of the boards, the player can cover it with a game piece.
3. When a player covers a line of words from top to bottom, across or diagonally, he or she can yell out "Bingo" and wins!

in	a	for
so	Free Space!	play
like	he	we

# Sight Words Bingo

Pre-K  
BOARD 2



1. Have a grown-up help you cut out the game pieces and call out cards on pages 8 and 9. Be careful not cut up the Bingo boards on pages 1 through 4.
2. When a word gets called and it matches the same word on one of the boards, the player can cover it with a game piece.
3. When a player covers a line of words from top to bottom, across or diagonally, he or she can yell out "Bingo" and wins!

have	look	she
you		the
an	me	can

# Sight Words Bingo

Pre-K  
BOARD 3

1. Have a grown-up help you cut out the game pieces and call out cards on pages 8 and 9. Be careful not cut up the Bingo boards on pages 1 through 4.
2. When a word gets called and it matches the same word on one of the boards, the player can cover it with a game piece.
3. When a player covers a line of words from top to bottom, across or diagonally, he or she can yell out "Bingo" and wins!

and

see

is

yes



my

at


I

with

# Sight Words Bingo

Pre-K   
BOARD 4

1. Have a grown-up help you cut out the game pieces and call out cards on pages 8 and 9. Be careful not cut up the Bingo boards on pages 1 through 4.
2. When a word gets called and it matches the same word on one of the boards, the player can cover it with a game piece.
3. When a player covers a line of words from top to bottom, across or diagonally, he or she can yell out "Bingo" and wins!

to	are	here
go		why
said	it	up

# Sight Words Bingo

Pre-K  
Call-out  
Cards 1

Cut these sight word cards out and place in a pile to use as call-outs for the Bingo game.

no

have

we

you

like

she

is

for

am

can

a

an

so

the

play

me

look

in



# Sight Words Bingo

Pre-K  
Call-out  
Cards 2



Cut these sight word cards out and place in a pile to use as call-outs for the Bingo game.

see

at

and

with

here

why

yes

up

my

are

it

go

I

he

to

said

who

do



















# Sight Words Bingo

Pre-K  
Game Pieces 1



Cut these game pieces out and use to cover the sight words that have been called.



















# Sight Words Bingo

Pre-K   
Game Pieces 2



Cut these game pieces out and use to cover the sight words that have been called.



Great job!

---

is an Education.com reading superstar

