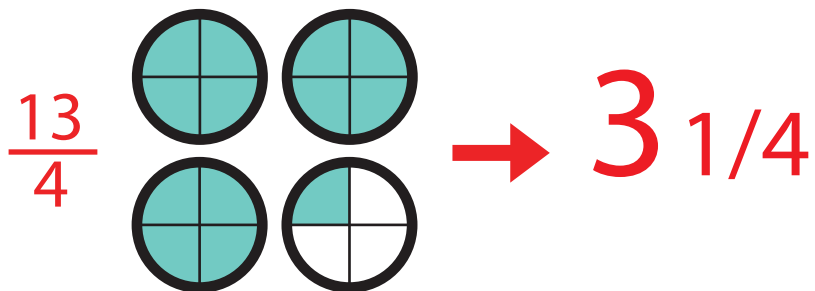


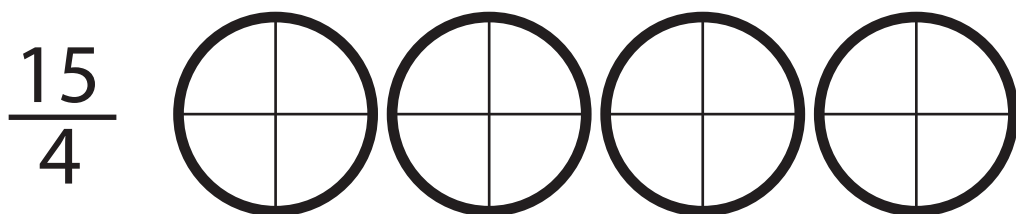
Learn

Fractions & Decimals

4th
Grade



$$\begin{array}{r} 9.4 \\ + 1.8 \\ \hline \end{array}$$



$$\begin{array}{r} 5.7 \\ - 4.9 \\ \hline \end{array}$$



$$\begin{array}{r} 3.7 \\ + 5.5 \\ \hline 9.2 \end{array}$$

$$\begin{array}{r} 7.3 \\ - 5.8 \\ \hline \end{array}$$

Table of Contents

Learn Fractions and Decimals

Rounding and Place Values #1 *

Rounding and Place Values #2 *

 Addition with Decimals *

 Sheep Math *

 Subtracting with Decimals #1 *

 Subtracting with Decimals #2 *

Conversation: Practice Ordering Decimals *

 Number Search *

 Feed the Kramsters *

 Fractions: Simple Pleasures Candy *

Fraction Action: Writing the Lowest Form #1 *

Fraction Action: Writing the Lowest Form #2 *

The Greatest and the Least: Practicing Fractions *

 Colorful Shapes: Practicing Fractions *

 Introduction to Integers *

 Adding Integers *

Certificate of Completion

Answer Sheets

** Has an Answer Sheet*

Want more workbooks? Join [Education.com Plus](http://www.education.com/education-plus/) to save time and money.
<http://www.education.com/education-plus/>



Skill Practice 1

Rounding and place values

- For the decimals given, write out the name of the number's last place value.

4.253
thousandths

12.02

95.408

0.021

10.5

8.506

8.52

9.321

50.2

89.8

4,512.3

88.22

- For the decimals given, round off each number to the place value listed above its row. In the last row, round off to the underlined place value.

Tenths

8.231

45.128

0.981

2.012

16.061

8.2

Hundredths

8.2561

66.2135

0.8646

7.9843

52.1143

8.26

Thousandths

0.8643

6.5127

0.2155

7.4541

1.8950

0.864

Mixed

45.1952

0.2315

81.0053

90.550

0.0186

45.20





Skill Practice 3

Rounding and place values

- For the decimals given, write out the name of the number's last place value.

90.3
tenths

1.57

8.6

19.521

325.40

20.050

34.8

18.629

4.51

99.016

16.52

7.1

- For the decimals given, round off each number to the place value listed above its row. In the last row, round off to the underlined place value.

Tenths

5.291 51.0526 4.832 65.247 1.366
5.3

Hundredths

8.2952 21.5061 84.9315 14.6147 8.4473
7.15

Thousandths

52.3615 0.2381 12.4534 9.0267 9.4125
52.362

Mixed

11.2453 25.8963 94.4135 6.3519 5.7082
11.245





Skill Practice 1

Addition with Decimals

- Solve the following addition problems by rewriting each expression vertically and solving. Remember to line up the decimal places when writing the problem vertically.

$$\begin{array}{r}
 16.2 + 9.05 \\
 16.20 \\
 + 9.05 \\
 \hline
 25.25
 \end{array}$$

$$16.2 + 9.05 \quad 2.513 + 19.61 \quad 24.9 + 5.73$$


$$72.52 + 0.214 \quad 2.83 + 1.994 \quad 243.1 + 3.07$$

$$1.203 + 16.48 \quad 14.63 + 12.9 \quad 10.5 + 3.481$$

$$37.53 + 22.8 \quad 1.358 + 250.2 \quad 0.53 + 64.095$$



Sheep Math



Note: More worksheets at www.education.com/worksheets

Instructions:

Complete each math problem and color the page!



Skill Practice 2

Subtracting with Decimals

- Solve the following subtraction problems by rewriting each expression vertically and solving. Remember to line up the decimal places when writing the problem vertically.

$$95.2 - 5.58$$

$$\begin{array}{r} 95.20 \\ - 5.58 \\ \hline 89.62 \end{array}$$

$$8.23 - 1.257$$

$$61.3 - 7.35$$

$$10.08 - 9.6$$

$$7.109 - 3.3$$

$$75.3 - 13.19$$

$$8.024 - 6.76$$

$$18.8 - 14.52$$

$$5.6 - 2.863$$

$$7.25 - 6.01$$

$$25.3 - 4.192$$

$$70.5 - 4.61$$



Skill Practice 3

Subtracting with Decimals

- Solve the following subtraction problems by rewriting each expression vertically and solving. Remember to line up the decimal places when writing the problem vertically.

$$18.63 - 2.041$$

$$8.45 - 6.3$$

$$7.41 - .196$$

$$\begin{array}{r} 2.032 \\ - 0.3 \\ \hline 1.732 \end{array}$$

$$4.215 - 3.2$$

$$20.12 - 13.7$$

$$4.2 - .429$$

$$126.4 - .147$$

$$77.98 - 15.6$$

$$43.2 - 12.75$$

$$9.35 - 3.282$$


$$62.45 - 3.187$$

$$1.248 - 1.19$$



Conversation: Practice Ordering Decimals

Order the decimal numbers on the conversation bubbles from largest to smallest, then use the letters to answer the question below.



R




9.09219

E



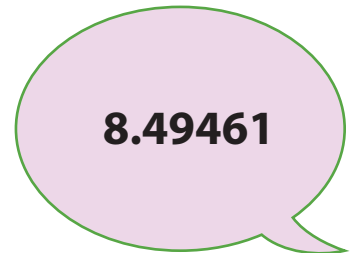
9.35

DE



7.09345

S



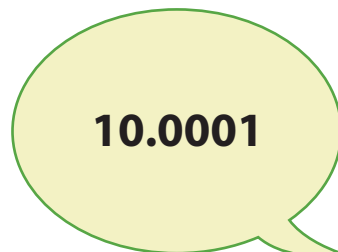
8.49461

U



8.03912

P



10.0001

A



7.201

Jacob is trying to _____ Jack.

Number Search



Find and circle the five-digit numbers in the puzzle below.

19472
13057
12680
23058
22851
39671
31594

40872
41590
59382
52039
66831
62394
65761

74638
77077
81908
88835
91875
90098
99124

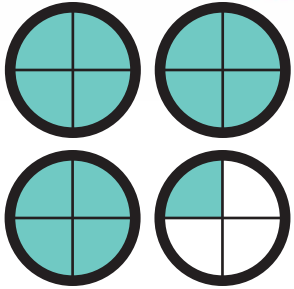
9 1 8 7 5 2 9 1 1 3 0 5 7 6 4 8 2 1 4 3 4 5
1 7 9 0 4 7 3 5 2 2 6 7 5 3 6 2 3 9 4 0 0 9
2 7 3 9 6 7 1 0 6 6 8 9 5 7 3 2 1 2 3 5 8 1
2 5 9 0 6 0 4 4 8 3 7 5 6 1 9 6 5 2 2 8 7 4
5 4 5 0 3 7 9 8 0 7 2 4 2 4 6 7 9 9 4 1 2 3
9 9 3 9 1 7 4 6 5 6 3 3 7 5 5 1 4 0 5 2 7 6
5 5 7 8 9 5 8 2 4 3 0 0 8 4 6 3 9 1 1 5 2 6
9 2 1 7 6 7 3 3 5 9 5 7 7 6 3 8 5 1 9 9 8 6
3 0 4 6 5 0 9 3 2 8 8 8 3 5 5 3 2 7 4 6 3 8
1 3 4 7 6 9 3 5 2 3 2 9 8 7 4 4 1 8 7 0 9 3
6 9 4 7 6 8 8 2 7 9 5 8 3 6 1 6 6 3 2 5 8 1
7 9 5 7 2 5 1 3 8 9 5 9 9 1 2 4 3 8 7 9 3 5
4 1 5 9 0 0 9 2 6 7 4 9 9 1 4 6 2 5 8 7 9 1
5 8 7 9 2 4 0 3 5 4 7 8 1 2 6 5 8 9 2 4 6 7
3 2 4 4 2 2 8 5 1 1 5 7 3 6 3 5 9 3 8 2 2 9
2 6 8 7 9 0 4 5 3 3 6 8 2 1 1 5 8 7 9 3 4 6

Feed The Kramsters!


Kramsters are very picky eaters. Feed each kramster the correct number of pellets by converting the following improper fractions to mixed numbers. Color in the pellets to match each mixed number.

EXAMPLE:

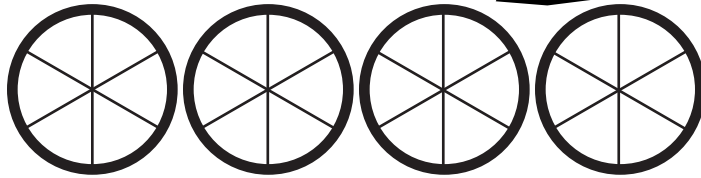
$$\frac{13}{4}$$



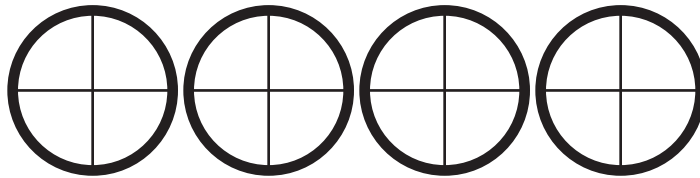
$$\rightarrow 3\frac{1}{4}$$



$$\frac{12}{6}$$




$$\frac{15}{4}$$



$$\frac{3}{2}$$




$$\frac{14}{5}$$




For the last one, shade in the pellets without guidelines.

$$\frac{20}{6}$$




Simple Pleasures Candy




Fractions are everywhere, even in candy! Look at the boxes of candy below and simplify the ratios of the colors to the total number of pieces of candy in each bag.

Look at the number on the box and the number of the color given and simplify the fraction. Be sure to show your work.


Jelly Beans




18 orange jelly beans



21 blue jelly beans



18 magenta jelly beans




24 green jelly beans




orange jelly beans $\frac{18 \div 9}{45 \div 9} = \frac{2}{5}$


Candy Slices



45 magenta slices



13 purple slices



26 turquoise slices



48 yellow slices



Gummy Bears



21 yellow gummy bears



12 red gummy bears



26 green gummy bears



5 orange gummy bears



Activity: With your own favorite colorful candy, find the fractions of each color in the bag.

Fraction Action! Writing The Lowest Form

To reduce a fraction, first find the common factor of the numerator and the denominator.

$$\begin{array}{l} \text{The numerator} \rightarrow \frac{6}{9} \\ \text{The denominator} \rightarrow \end{array}$$

The common factor of 6 and 9 is 3 because $6 = 2 \times 3$ and $9 = 3 \times 3$.

Then, divide the numerator and denominator by 3.

$$\begin{array}{l} \text{divide the numerator} \rightarrow \frac{6 \div 3}{9 \div 3} \\ \text{divide the denominator} \rightarrow \end{array}$$

Therefore, the reduced form of $\frac{6}{9}$ is $\frac{2}{3}$.

Find the lowest form of the fractions below. Write it down. Show your work.

$$\frac{4}{12}$$

$$\frac{5}{30}$$

$$\frac{8}{24}$$

Fill in the missing numerator or denominator.

$$\frac{7}{35} = \frac{1}{\quad}$$

$$\frac{3}{63} = \frac{1}{\quad}$$

$$\frac{6}{36} = \frac{\quad}{6}$$

$$\frac{9}{33} = \frac{3}{\quad}$$



Fraction Action! Writing The Lowest Form

To reduce a fraction, first find the common factor of the numerator and the denominator.

$$\begin{array}{l} \text{The numerator} \rightarrow \frac{8}{} \\ \text{The denominator} \rightarrow 12 \end{array}$$


The common factor of 8 and 12 is 4 because $8 = 2 \times 4$ and $12 = 3 \times 4$.

Then, divide the numerator and denominator by 4.


$$\begin{array}{l} \text{divide the numerator} \rightarrow \frac{8 \div 4}{} \\ \text{divide the denominator} \rightarrow 12 \div 4 \end{array}$$

Therefore, the reduced form of $\frac{8}{12}$ is $\frac{2}{3}$.


Look at the shading area on the left side. Write the fraction and then reduce it to the lowest form. See the example.



$$= \frac{2}{4} = \frac{1}{2}$$



$$= \frac{\quad}{\quad} = \frac{\quad}{\quad}$$



$$= \frac{\quad}{\quad} = \frac{\quad}{\quad}$$

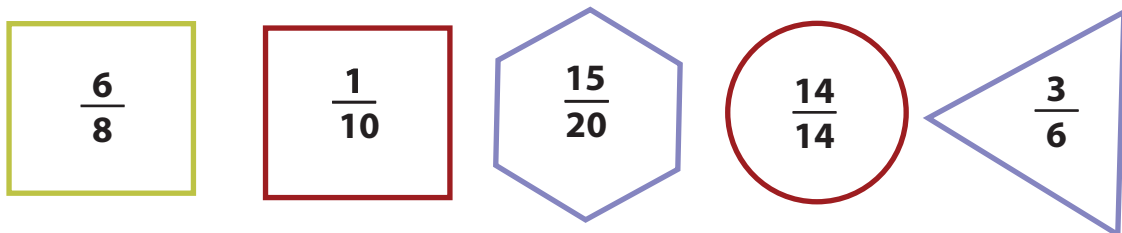
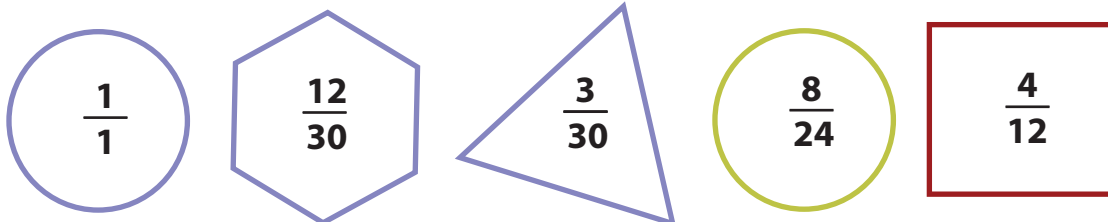
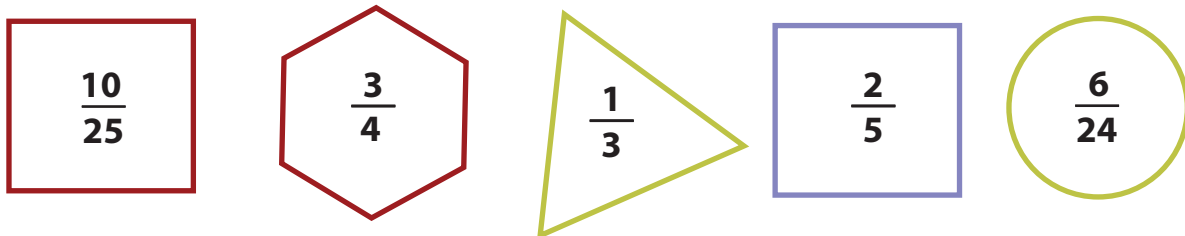
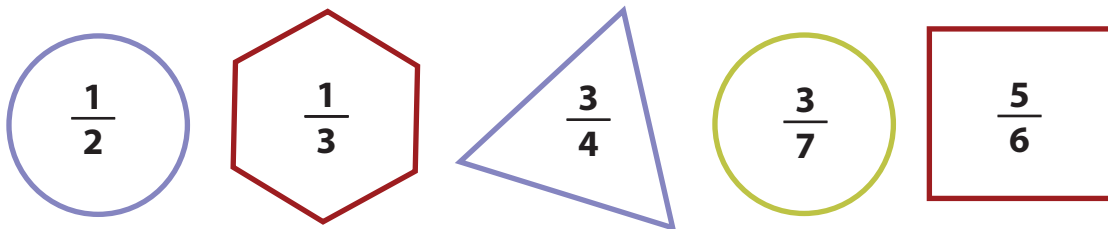
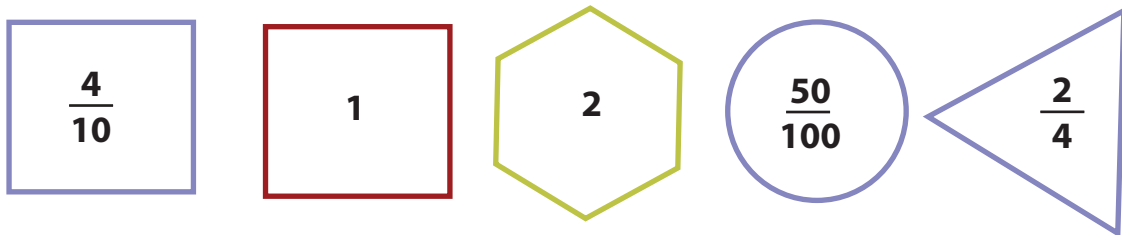
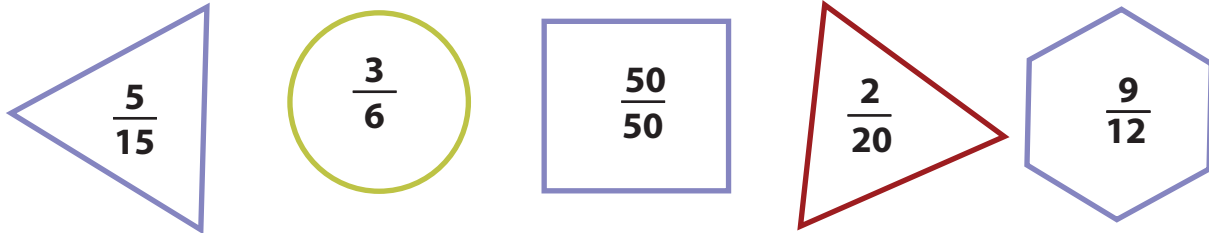
Find the lowest form of the fraction below. Write it down. Show your work.

$$\frac{8}{36}$$

$$\frac{6}{39}$$

The Greatest and The Least: Practicing Fractions

Color in the shape with the greatest value red, and the shape with the least value blue.



Colorful Shapes: Practicing Fractions

Color in the shapes that have the same value with the same color.

$\frac{3}{9}$ $\frac{1}{10}$ $\frac{2}{4}$ $\frac{5}{15}$

$\frac{3}{2}$ $\frac{8}{8}$ $\frac{9}{12}$ $\frac{10}{5}$ $\frac{6}{4}$

$\frac{6}{8}$ $\frac{50}{100}$ $\frac{4}{8}$

$\frac{15}{18}$ 2

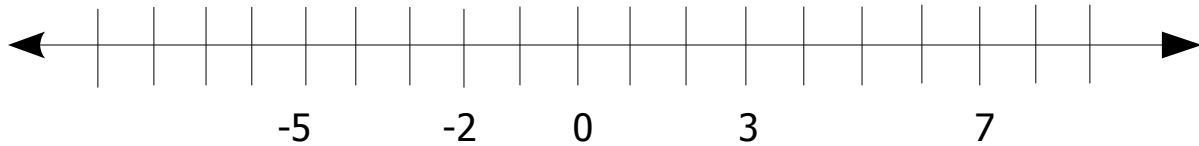
$\frac{3}{6}$ $\frac{3}{30}$ $\frac{5}{6}$

$\frac{4}{12}$ 1 $\frac{1}{3}$ $\frac{3}{4}$

$\frac{2}{20}$ $\frac{1}{2}$

Introduction to Integers

Fill in the missing numbers to complete the number line.



Fill in the blanks with neutral, positive or negative.

Zero is a _____ integer.

A whole number less than zero is a _____ integer.

A whole number greater than zero is a _____ integer.

Whole numbers that are _____ integers can be written with or without a sign.

Circle the integers.

-4 $\frac{1}{2}$ 3 -2 0 $\frac{3}{4}$ +6 8 -7 $\frac{1}{4}$ 1 +9

Match the opposite integers.

3 5 2 4 1 6 7

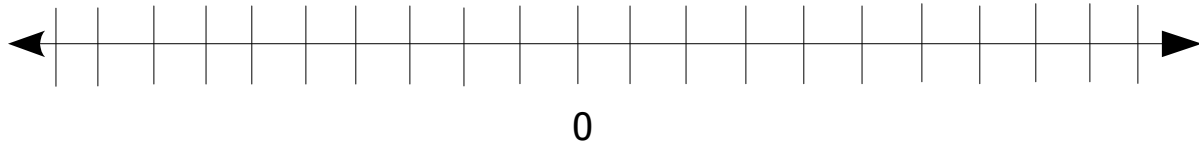
-5 -2 -3 -6 -7 -4 -1



Adding Integers



Complete the number line.



Complete the addition problems.

$$\begin{array}{r} -2 \\ + +3 \\ \hline \end{array} \quad \begin{array}{r} +4 \\ + -2 \\ \hline \end{array} \quad \begin{array}{r} +5 \\ + -1 \\ \hline \end{array} \quad \begin{array}{r} -6 \\ + +2 \\ \hline \end{array} \quad \begin{array}{r} +8 \\ + +2 \\ \hline \end{array} \quad \begin{array}{r} -1 \\ + -5 \\ \hline \end{array} \quad \begin{array}{r} -9 \\ + +8 \\ \hline \end{array}$$

$$\begin{array}{r} +7 \\ + +3 \\ \hline \end{array} \quad \begin{array}{r} -3 \\ + +6 \\ \hline \end{array} \quad \begin{array}{r} -4 \\ + +5 \\ \hline \end{array} \quad \begin{array}{r} +9 \\ + -7 \\ \hline \end{array} \quad \begin{array}{r} +6 \\ + -7 \\ \hline \end{array} \quad \begin{array}{r} -5 \\ + +6 \\ \hline \end{array} \quad \begin{array}{r} -4 \\ + -3 \\ \hline \end{array}$$

Complete the word problems. Use the table to help you.

The temperature is 5 degrees below zero.
The temperature falls 15 degrees.
What is the temperature now?

	+		=	
--	---	--	---	--

A seed is planted 2 inches below the ground.
The plant grows 6 inches from the seed.
How tall is the plant above the ground?


	+		=	
--	---	--	---	--

The base of a hill is 11 feet below sea level.
The hill is 27 feet high.
How much of the hill is above sea level?

	+		=	
--	---	--	---	--

Great job!

is an Education.com math superstar



Answer Sheets

Learn Fractions and Decimals

Rounding and Place Values #1
Rounding and Place Values #2
Addition with Decimals
Sheep Math
Subtracting with Decimals #1
Subtracting with Decimals #2
Conversation: Practice Ordering Decimals
Number Search
Feed the Kramsters
Fractions: Simple Pleasures Candy
Fraction Action: Writing the Lowest Form #1
Fraction Action: Writing the Lowest Form #2
The Greatest and the Least: Practicing Fractions
Colorful Shapes: Practicing Fractions
Introduction to Integers
Adding Integers

Want more workbooks? Join Education.com Plus to save time and money.
<http://www.education.com/education-plus/>

Answer Sheet

M A T H
D E C I M A L S



Skill Practice

Rounding and place values

1

- For the decimals given, write out the name of the number's last place value.

$4.25\bar{3}$ <u>thousandths</u>	12.02 <u>hundredths</u>	95.408 <u>thousandths</u>
-------------------------------------	------------------------------	--------------------------------

0.021 <u>thousandths</u>	10.5 <u>tenths</u>	8.506 <u>thousandths</u>
-------------------------------	-------------------------	-------------------------------

8.52 <u>hundredths</u>	9.321 <u>thousandths</u>	50.2 <u>tenths</u>
-----------------------------	-------------------------------	-------------------------

89.8 <u>tenths</u>	$4,512.3$ <u>tenths</u>	88.22 <u>hundredths</u>
-------------------------	----------------------------	------------------------------

- For the decimals given, round off each number to the place value listed above its row. In the last row, round off to the underlined place value.

Tenths

8.231 <u>8.2</u>	45.128 <u>45.1</u>	0.981 <u>1.0</u>	2.012 <u>2.0</u>	16.061 <u>16.1</u>
-----------------------	-------------------------	-----------------------	-----------------------	-------------------------

Hundredths

8.2561 <u>8.26</u>	66.2135 <u>66.21</u>	0.8646 <u>0.86</u>	7.9843 <u>7.98</u>	52.1143 <u>52.11</u>
-------------------------	---------------------------	-------------------------	-------------------------	---------------------------

Thousandths

0.8643 <u>0.864</u>	6.5127 <u>6.513</u>	0.2155 <u>0.216</u>	7.4541 <u>7.454</u>	1.8950 <u>1.895</u>
--------------------------	--------------------------	--------------------------	--------------------------	--------------------------

Mixed

$45.1\bar{9}52$ <u>45.20</u>	$0.23\bar{1}5$ <u>0.232</u>	$81.00\bar{5}3$ <u>81.005</u>	$90.\bar{5}50$ <u>90.6</u>	$0.01\bar{8}6$ <u>0.019</u>
---------------------------------	--------------------------------	----------------------------------	-------------------------------	--------------------------------



Answer Sheet

ANSWER SHEET

M A T H
D E C I M A L S



Skill Practice

Rounding and place values

3

- For the decimals given, write out the name of the number's last place value.

90.3
tenths

1.57
hundredths

8.6
tenths

19.521
thousandths

325.40
hundredths

20.050
thousandths

34.8
tenths

18.629
thousandths

4.51
hundredths

99.016
thousandths

16.52
hundredths

7.1
tenths

- For the decimals given, round off each number to the place value listed above its row. In the last row, round off to the underlined place value.

Tenths

5.291 51.0526 4.832 65.247 1.366
5.3 51.1 4.8 65.2 1.4

Hundredths

8.2952 21.5061 84.9315 14.6147 8.4473
8.30 21.51 84.93 14.61 8.45

Thousandths

52.3615 0.2381 12.4534 9.0267 9.4125
52.362 0.238 12.453 9.027 9.413

Mixed

11.2453 25.8963 94.4135 6.3519 5.7082
11.245 25.9 94.414 6.35 5.7



Answer Sheet

M A T H
D E C I M A L S



Skill Practice

Addition with Decimals

1

- Solve the following addition problems by rewriting each expression vertically and solving. Remember to line up the decimal places when writing the problem vertically.

$$\begin{array}{r} 16.2 + 9.05 \\ 16.20 \\ + 9.05 \\ \hline 25.25 \end{array}$$

$$\begin{array}{r} 2.513 + 19.61 \\ 2.513 \\ + 19.61 \\ \hline 22.123 \end{array}$$

$$\begin{array}{r} 24.9 + 5.73 \\ 24.9 \\ + 5.73 \\ \hline 30.63 \end{array}$$

$$\begin{array}{r} 72.52 + 0.214 \\ 72.52 \\ + 0.214 \\ \hline 72.734 \end{array}$$

$$\begin{array}{r} 2.83 + 1.994 \\ 2.83 \\ + 1.994 \\ \hline 4.824 \end{array}$$

$$\begin{array}{r} 243.1 + 3.07 \\ 243.1 \\ + 3.07 \\ \hline 246.17 \end{array}$$

$$\begin{array}{r} 1.203 + 16.48 \\ 1.203 \\ + 16.48 \\ \hline 17.683 \end{array}$$

$$\begin{array}{r} 14.63 + 12.9 \\ 14.63 \\ + 12.9 \\ \hline 27.53 \end{array}$$

$$\begin{array}{r} 10.5 + 3.481 \\ 10.5 \\ + 3.481 \\ \hline 13.981 \end{array}$$

$$\begin{array}{r} 37.53 + 22.8 \\ 37.53 \\ + 22.8 \\ \hline 60.33 \end{array}$$


$$\begin{array}{r} 1.358 + 250.2 \\ 1.358 \\ + 250.2 \\ \hline 251.558 \end{array}$$

$$\begin{array}{r} 0.53 + 64.095 \\ 0.53 \\ + 64.095 \\ \hline 64.625 \end{array}$$

Answer Sheet

ANSWER SHEET

Sheep Math



Note: More worksheets at www.education.com/worksheets

Instructions:

Complete each math problem and color the page!

Answer Sheet

MATH
DECIMALS



Skill Practice 2

Subtracting with Decimals

- Solve the following subtraction problems by rewriting each expression vertically and solving. Remember to line up the decimal places when writing the problem vertically.

$95.2 - 5.58$

$$\begin{array}{r} 95.20 \\ - 5.58 \\ \hline 89.62 \end{array}$$

$8.23 - 1.257$

$$\begin{array}{r} 8.230 \\ - 1.257 \\ \hline 6.973 \end{array}$$

$61.3 - 7.35$

$$\begin{array}{r} 61.30 \\ - 7.35 \\ \hline 53.95 \end{array}$$

$10.08 - 9.6$

$$\begin{array}{r} 10.08 \\ - 9.60 \\ \hline 0.48 \end{array}$$

$7.109 - 3.3$

$$\begin{array}{r} 7.109 \\ - 3.300 \\ \hline 3.809 \end{array}$$

$75.3 - 13.19$

$$\begin{array}{r} 75.30 \\ - 13.19 \\ \hline 62.11 \end{array}$$

$8.024 - 6.76$

$$\begin{array}{r} 8.024 \\ - 6.760 \\ \hline 1.264 \end{array}$$

$18.8 - 14.52$

$$\begin{array}{r} 18.80 \\ - 14.52 \\ \hline 04.28 \end{array}$$

$5.6 - 2.863$

$$\begin{array}{r} 5.600 \\ - 2.863 \\ \hline 2.737 \end{array}$$

$7.25 - 6.01$

$$\begin{array}{r} 7.25 \\ - 6.01 \\ \hline 1.24 \end{array}$$

$25.3 - 4.192$

$$\begin{array}{r} 25.300 \\ - 4.192 \\ \hline 21.108 \end{array}$$

$70.5 - 4.61$

$$\begin{array}{r} 70.50 \\ - 4.61 \\ \hline 65.89 \end{array}$$

Answer Sheet

MATH
DECIMALS



Skill Practice

Subtracting with Decimals

3

- Solve the following subtraction problems by rewriting each expression vertically and solving. Remember to line up the decimal places when writing the problem vertically.

$$\begin{array}{r} 18.63-2.041 \\ 18.630 \\ - 2.041 \\ \hline 16.589 \end{array}$$

$$\begin{array}{r} 8.45-6.3 \\ 8.45 \\ - 6.30 \\ \hline 2.15 \end{array}$$

$$\begin{array}{r} 7.41-.196 \\ 7.410 \\ - 0.196 \\ \hline 7.214 \end{array}$$

$$\begin{array}{r} 4.215-3.2 \\ 4.215 \\ - 3.200 \\ \hline 1.015 \end{array}$$

$$\begin{array}{r} 20.12-13.7 \\ 20.12 \\ - 13.70 \\ \hline 6.42 \end{array}$$

$$\begin{array}{r} 4.2-.429 \\ 4.200 \\ - 0.429 \\ \hline 3.771 \end{array}$$

$$\begin{array}{r} 126.4-.147 \\ 126.400 \\ - 0.147 \\ \hline 126.253 \end{array}$$

$$\begin{array}{r} 77.98-15.6 \\ 77.98 \\ - 15.60 \\ \hline 62.38 \end{array}$$

$$\begin{array}{r} 43.2-12.75 \\ 43.20 \\ - 12.75 \\ \hline 30.45 \end{array}$$

$$\begin{array}{r} 9.35-3.282 \\ 9.350 \\ - 3.282 \\ \hline 6.068 \end{array}$$

$$\begin{array}{r} 62.45-3.187 \\ 62.450 \\ - 3.187 \\ \hline 59.263 \end{array}$$

$$\begin{array}{r} 1.248-1.19 \\ 1.248 \\ - 1.190 \\ \hline 0.058 \end{array}$$

Answer Sheet

ANSWER SHEET

4th
Grade

Conversation: Practice Ordering Decimals

Order the decimal numbers on the conversation bubbles from largest to smallest, then use the letters to answer the question below.



R

9.09219

E

9.35

DE

7.09345

S

8.49461

U

8.03912

P

10.0001

A

7.201

P

E

R

S

U

A

DE

10.0001

9.35

9.09219

8.49461

8.03912

7.201

7.09345

Jacob is trying to PERSUADE Jack.

Answer Sheet

Number Search

Find and circle the five-digit numbers in the puzzle below.



19472
13057
12680
23058
22851
39671
31594

40872
41590
59382
52039
66831
62394
65761

74638
77077
81908
88835
91875
90098
99124

9 1 8 7 5 2 9 1 1 3 0 5 7 6 4 8 2 1 4 3 4 5
1 7 9 0 4 7 3 5 2 2 6 7 5 3 6 2 3 9 4 0 0 9
2 7 3 9 6 7 1 0 6 6 8 9 5 7 3 2 1 2 3 5 8 1
2 5 9 0 6 0 4 4 8 3 7 5 6 1 9 6 5 2 2 8 7 4
5 4 5 0 3 7 9 8 0 7 2 4 2 4 6 7 9 9 4 1 2 3
9 9 3 9 1 7 4 6 5 6 3 3 7 5 5 1 4 0 5 2 7 6
5 5 7 8 9 5 8 2 4 3 0 0 8 4 6 3 9 1 1 5 2 6
9 2 1 7 6 7 3 3 5 9 5 7 7 6 3 8 5 1 9 9 8 6
3 0 4 6 5 0 9 3 2 8 8 8 3 5 5 3 2 7 4 6 3 8
1 3 4 7 6 9 3 5 2 3 2 9 8 7 4 4 1 8 7 0 9 3
6 9 4 7 6 8 8 2 7 9 5 8 3 6 1 6 6 3 2 5 8 1
7 9 5 7 2 5 1 3 8 9 5 9 9 1 2 4 3 8 7 9 3 5
4 1 5 9 0 0 9 2 6 7 4 9 9 1 4 6 2 5 8 7 9 1
5 8 7 9 2 4 0 3 5 4 7 8 1 2 6 5 8 9 2 4 6 7
3 2 4 4 2 2 8 5 1 1 5 7 3 6 3 5 9 3 8 2 2 9
2 6 8 7 9 0 4 5 3 3 6 8 2 1 1 5 8 7 9 3 4 6

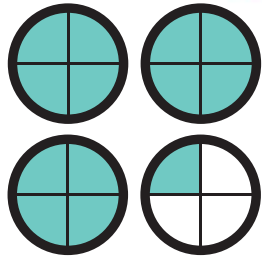
Answer Sheet

Feed The Kramsters!

Kramsters are very picky eaters. Feed each kramster the correct number of pellets by converting the following improper fractions to mixed numbers. Color in the pellets to match each mixed number.


EXAMPLE:

$$\frac{13}{4}$$

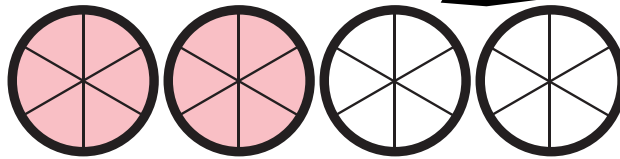


$$\rightarrow 3\frac{1}{4}$$

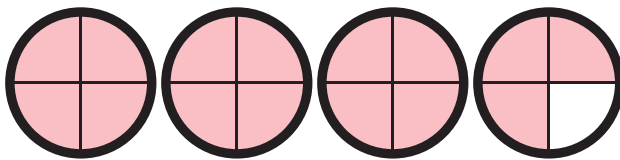
ANSWERS



$$\frac{12}{6} = 2$$



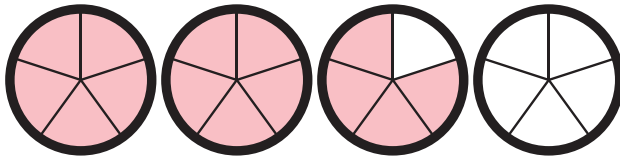
$$\frac{15}{4} = 3\frac{3}{4}$$



$$\frac{3}{2} = 1\frac{1}{2}$$

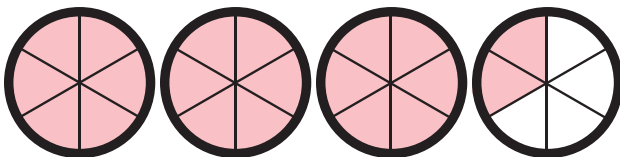


$$\frac{14}{5} = 2\frac{4}{5}$$



For the last one, shade in the pellets using your own outlines.

$$\frac{20}{6} = 3\frac{1}{3}$$



Answer Sheet

M A T H
FRACTIONS

Simple Pleasures Candy

Answer Sheet




Fractions are everywhere, even in candy! Look at the boxes of candy below and simplify the ratios of the colors to the total number of pieces of candy in each bag.

Look at the number on the box and the number of the color given and simplify the fraction. Be sure to show your work.


Jelly Beans




18 orange jelly beans



21 blue jelly beans



18 magenta jelly beans



24 green jelly beans

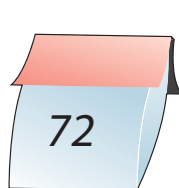
$$\frac{\text{orange jelly beans}}{\text{total \#}} = \frac{18 \div 9}{45 \div 9} = \frac{2}{5}$$

$$\frac{21 \div 7}{49 \div 7} = \frac{3}{7}$$

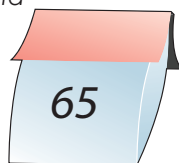
$$\frac{18 \div 9}{54 \div 9} = \frac{2}{6} = \frac{1}{3}$$

$$\frac{24 \div 8}{64 \div 8} = \frac{3}{8}$$


Candy Slices




45 magenta slices



13 purple slices



26 turquoise slices



48 yellow slices


$$\frac{45}{72} = \frac{5}{8}$$

$$\frac{13}{65} = \frac{1}{5}$$

$$\frac{26}{52} = \frac{2}{4} = \frac{1}{2}$$

$$\frac{48}{84} = \frac{4}{7}$$

Gummy Bears



21 yellow gummy bears



12 red gummy bears



26 green gummy bears



5 orange gummy bears

$$\frac{21}{84} = \frac{3}{12} = \frac{1}{4}$$

$$\frac{12}{40} = \frac{3}{10}$$

$$\frac{26}{63}$$

$$\frac{5}{45} = \frac{1}{9}$$

Activity: With your own favorite colorful candy, find the fractions of each color in the bag.

Answer Sheet

Math
Fraction

Answer Sheet

#1

Fraction Action! Writing The Lowest Form

To reduce a fraction, first find the common factor of the numerator and the denominator.

$$\begin{array}{l} \text{The numerator} \rightarrow \frac{6}{9} \\ \text{The denominator} \rightarrow \end{array}$$

The common factor of 6 and 9 is 3 because $6 = 2 \times 3$ and $9 = 3 \times 3$.

Then, divide the numerator and denominator by 3.

$$\begin{array}{l} \text{divide the numerator} \rightarrow \frac{6 \div 3}{9 \div 3} \\ \text{divide the denominator} \rightarrow \end{array}$$

Therefore, the reduced form of $\frac{6}{9}$ is $\frac{2}{3}$.

Find the lowest form of the fractions below. Write it down. Show your work.

$$\frac{4}{12} = \frac{4 \div 4}{12 \div 4} = \frac{1}{3}$$

$$\frac{5}{30} = \frac{5 \div 5}{30 \div 5} = \frac{1}{6}$$

$$\frac{8}{24} = \frac{8 \div 8}{24 \div 8} = \frac{1}{3}$$

Fill in the missing numerator or denominator.

$$\frac{7}{35} = \frac{1}{5}$$

$$\frac{3}{63} = \frac{1}{21}$$

$$\frac{6}{36} = \frac{1}{6}$$

$$\frac{9}{33} = \frac{3}{11}$$

Answer Sheet

Math
Fraction

Answer Sheet

#2

Fraction Action! Writing The Lowest Form

To reduce a fraction, first find the common factor of the numerator and the denominator.

$$\begin{array}{l} \text{The numerator} \rightarrow \frac{8}{12} \\ \text{The denominator} \rightarrow \end{array}$$


The common factor of 8 and 12 is 4 because $8 = 2 \times 4$ and $12 = 3 \times 4$.

Then, divide the numerator and denominator by 4.


$$\begin{array}{l} \text{divide the numerator} \rightarrow \frac{8 \div 4}{12 \div 4} \\ \text{divide the denominator} \rightarrow \end{array}$$

Therefore, the reduced form of $\frac{8}{12}$ is $\frac{2}{3}$.


Look at the shading area on the left side. Write the fraction and then reduce it to the lowest form. See the example.



$$= \frac{2}{4} = \frac{1}{2}$$



$$= \frac{6}{8} = \frac{3}{4}$$



$$= \frac{4}{16} = \frac{1}{4}$$

Find the lowest form of the fraction below. Write it down. Show your work.

$$\frac{8}{36} = \frac{2}{9}$$

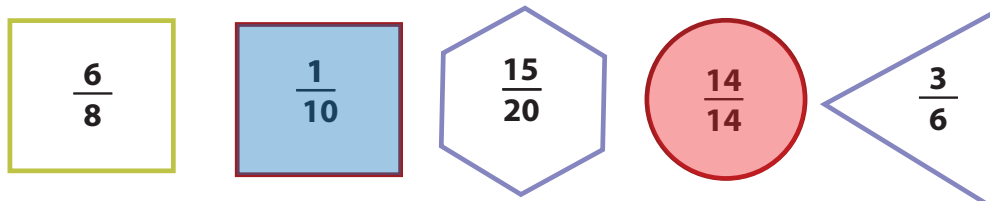
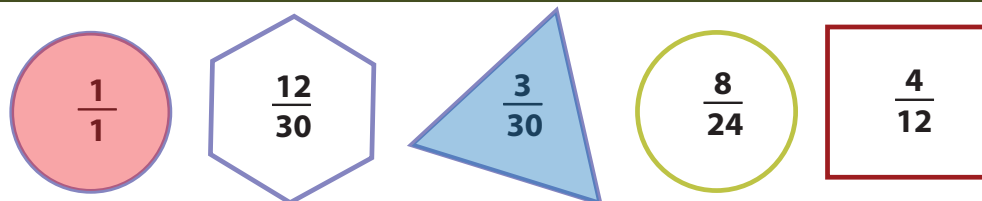
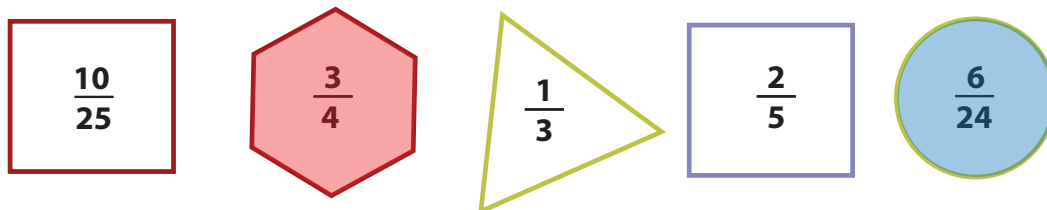
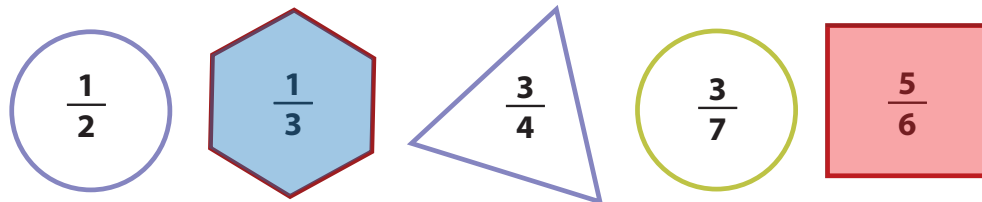
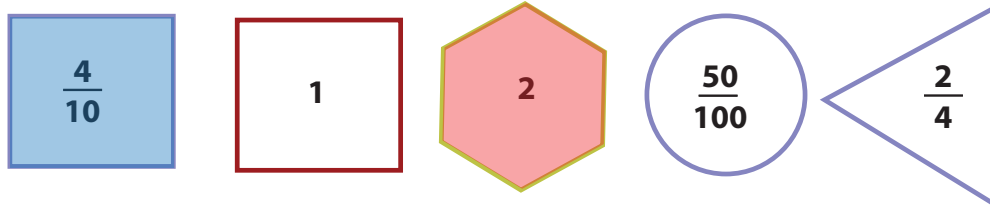
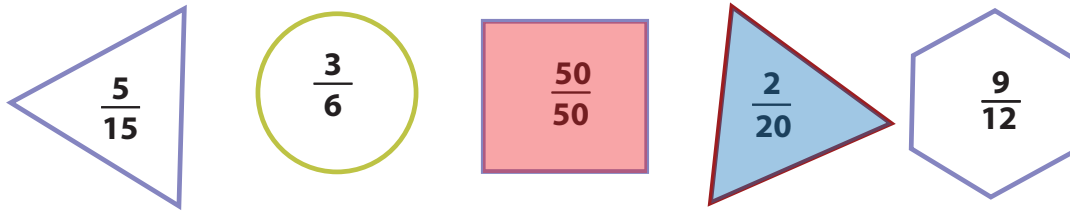
$$\frac{6}{39} = \frac{2}{13}$$

Answer Sheet

Answer Sheet

The Greatest and The Least: Practicing Fractions

Color in the shape with the greatest value red, and the shape with the least value blue.



Answer Sheet

Colorful Shapes: Practicing Fractions **Answer Sheet**

Color in the shapes that have the same value with the same color.

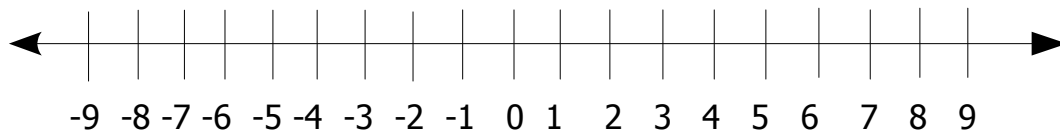
The shapes and their fractions are:

- Circle: $\frac{3}{9}$
- Triangle: $\frac{1}{10}$
- Circle: $\frac{2}{4}$
- Square: $\frac{5}{15}$
- Square: $\frac{3}{2}$
- Square: $\frac{8}{8}$
- Square: $\frac{9}{12}$
- Triangle: $\frac{10}{5}$
- Circle: $\frac{6}{4}$
- Triangle: $\frac{6}{8}$
- Hexagon: $\frac{15}{18}$
- Circle: $\frac{50}{100}$
- Square: $\frac{4}{8}$
- Hexagon: 2
- Hexagon: $\frac{3}{6}$
- Triangle: $\frac{3}{30}$
- Square: $\frac{5}{6}$
- Circle: $\frac{4}{12}$
- Square: 1
- Triangle: $\frac{1}{3}$
- Hexagon: $\frac{3}{4}$
- Circle: $\frac{2}{20}$
- Triangle: $\frac{1}{2}$

Answer Sheet

Introduction to Integers (answer sheet)

Fill in the missing numbers to complete the number line.



Fill in the blanks with neutral, positive or negative.

Zero is a NEUTRAL integer.

A whole number less than zero is a NEGATIVE integer.

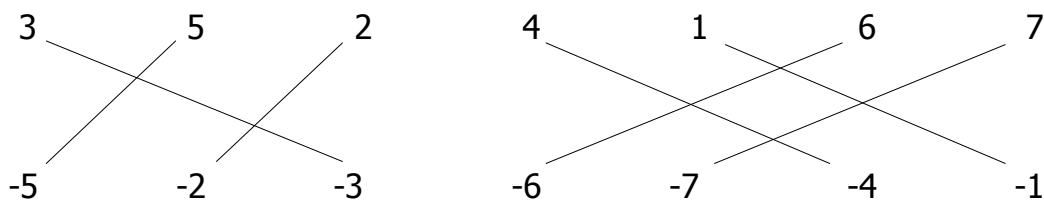
A whole number greater than zero is a POSITIVE integer.

Whole numbers that are POSITIVE integers can be written with or without a sign.

Circle the integers.

-4 $\frac{1}{2}$ **3** **-2** **0** $\frac{3}{4}$ **+6** **8** **-7** $\frac{1}{4}$ **1** **+9**

Match the opposite integers.



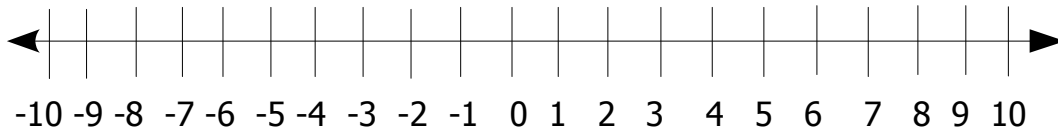
Answer Sheet

Adding Integers

(answer sheet)



Complete the number line.



Complete the addition problems.

$\begin{array}{r} -2 \\ + +3 \\ \hline \end{array}$	$\begin{array}{r} +4 \\ + -2 \\ \hline \end{array}$	$\begin{array}{r} +5 \\ + -1 \\ \hline \end{array}$	$\begin{array}{r} -6 \\ + +2 \\ \hline \end{array}$	$\begin{array}{r} +8 \\ + +2 \\ \hline \end{array}$	$\begin{array}{r} -1 \\ + -5 \\ \hline \end{array}$	$\begin{array}{r} -9 \\ + +8 \\ \hline \end{array}$
+1	+2	+4	-4	+10	-6	-1
$\begin{array}{r} +7 \\ + +3 \\ \hline \end{array}$	$\begin{array}{r} -3 \\ + +6 \\ \hline \end{array}$	$\begin{array}{r} -4 \\ + +5 \\ \hline \end{array}$	$\begin{array}{r} +9 \\ + -7 \\ \hline \end{array}$	$\begin{array}{r} +6 \\ + -7 \\ \hline \end{array}$	$\begin{array}{r} -5 \\ + +6 \\ \hline \end{array}$	$\begin{array}{r} -4 \\ + -3 \\ \hline \end{array}$
+10	+3	+1	+2	-1	+1	-7

Complete the word problems. Use the table to help you.

The temperature is 5 degrees below zero.

The temperature falls 15 degrees.

What is the temperature now?

-5	+	-15	=	-20
----	---	-----	---	-----

A seed is planted 2 inches below the ground.

The plant grows 6 inches from the seed.

How tall is the plant above the ground?

-2	+	+6	=	+4
----	---	----	---	----

The base of a hill is 11 feet below sea level.

The hill is 27 feet high.

How much of the hill is above sea level?

-11	+	+27	=	+16
-----	---	-----	---	-----