

PLANTER BOX



Planter Box

(2) 2" x 4" - 63"
2' x 4' Lattice

Lumber

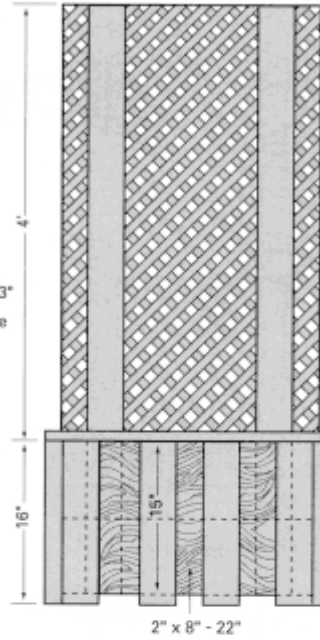
- ▲ Base, Top Trim, Sides:
(3) 2" x 4" - 12'
- ▲ Sides: (2) 2" x 4" - 8'
- ▲ Sides: (2) 2" x 8" - 8'

Hardware / Nails

- ▲ Base to Floor: 3" galvanized as required
- ▲ Sides 2" x 4" to 2" x 8": 2 1/2" galvanized as required
- ▲ Sides 2" x 8" to 2" x 8": 3" galvanized as required

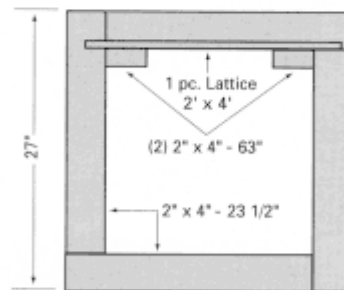
Optional Lattice Work

- ▲ (1) 2' x 4' Lattice
- ▲ (2) 2" x 4" - 63"
[(1) 2" x 4" - 12']

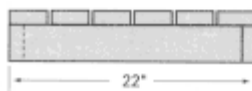



Box Front View

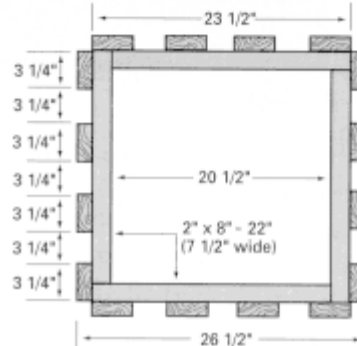
Top Trim



Base Top View



Base End View



Box Top View