

Fair Shares

1st
GRADE



Table of Contents

Fair Shares

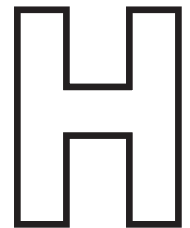

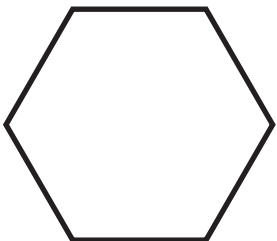




Symmetry #1
Symmetry #2
Blank Pie Chart: Halves
Half Breakfast
Fraction Frenzy 1/2
Blank Pie Chart: Quarters
Fraction Frenzy: 1/4
Find 1/4
1/4 Gardening
Halves and Fourths
Fraction Coloring
Pizza Fractions
Fraction Action: 3/4
Coloring Plants
Coloring Sweets
Coloring Fractions

Certificate of Completion

Want more workbooks? Join Education.com Plus to save time and money.
<http://www.education.com/education-plus/>







SYMMETRY

Draw a line of symmetry on each shape.




SYMMETRY

Circle the objects that are not symmetrical.




Blank Pie Chart: Halves




$\frac{1}{2}$ Breakfast

What's for breakfast? Learn about halves during breakfast!



Draw a line to cut this toast in half.




Color in half of a glass of orange juice.



Draw blueberries on half of the bowl of oatmeal.



Draw a yellow yolk on half of the serving of fried eggs.




Circle half of the strawberries on the waffle.



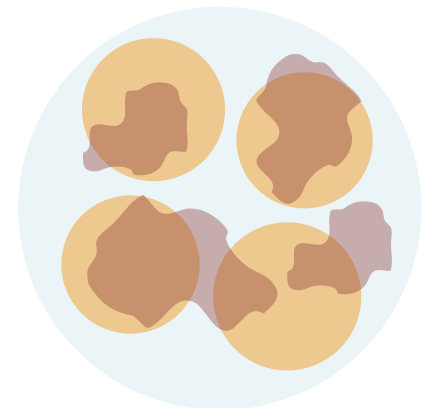
Draw cereal in half of the empty cereal bowl.



Draw a line to cut this muffin in half.



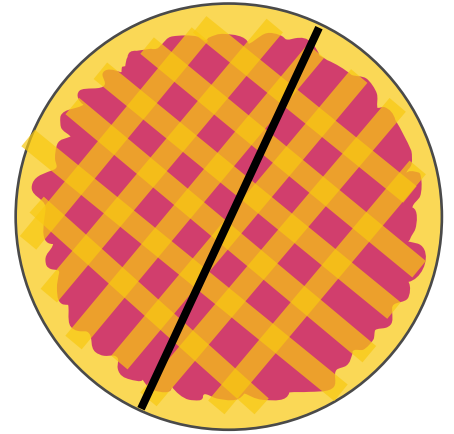

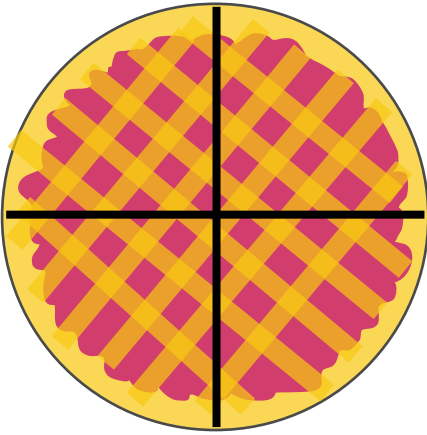
Color in half of a mug of coffee






Draw butter pats on half of the pancakes.

Fraction Frenzy $\frac{1}{2}$


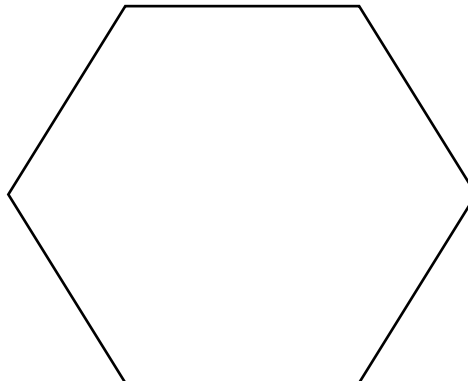
One half of a whole is one part of 2 equal parts.
Circle the pie that is divided in half.




Color in one half of each shape.



Divide these shapes into halves.


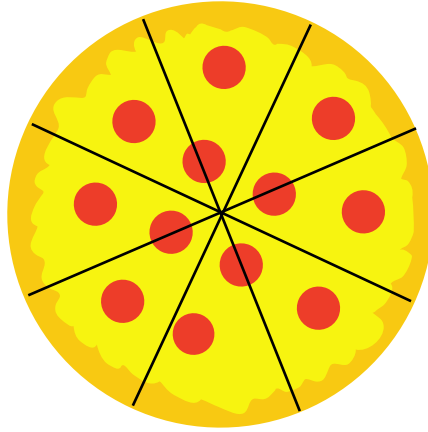



Blank Pie Chart: Quarters


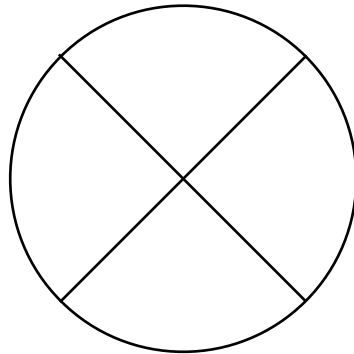



Fraction Frenzy $\frac{1}{4}$


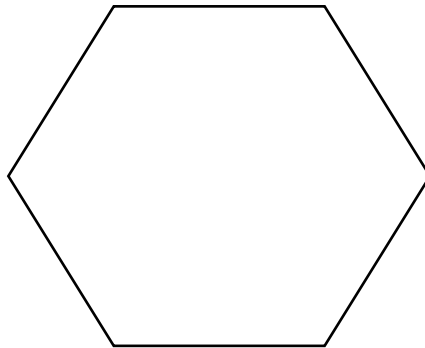

One fourth of a whole is one part of 4 equal parts.
Circle the pizza that is divided into fourths.



Color in one fourth of each shape.








Divide these shapes into fourths.



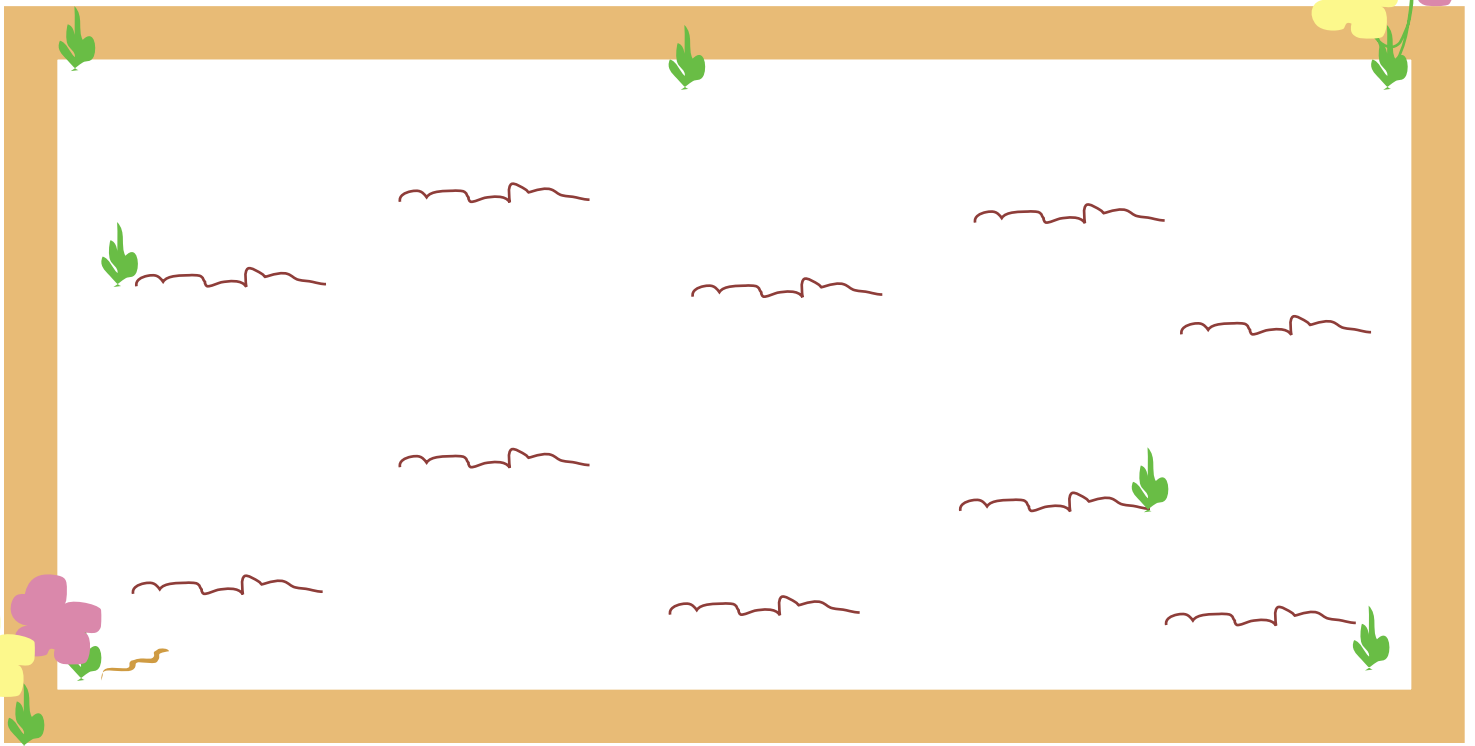
Find $\frac{1}{4}$

Circle $\frac{1}{4}$ of each group.



$\frac{1}{4}$ Gardening

A farmer needs help figuring out her garden.
Draw fruits and vegetables in quarters of the garden bed!




Draw STRAWBERRIES on $\frac{1}{4}$ of the garden.

Draw BEANS on $\frac{1}{4}$ of the garden.


Draw LETTUCE on $\frac{1}{4}$ of the garden.

Draw CORN on $\frac{1}{4}$ of the garden.


Draw worms coming out of $\frac{1}{4}$
of the apples from the farm!



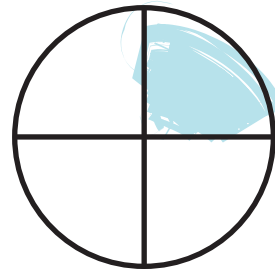
Color $\frac{1}{4}$ of the grapes from
the farmer's grapevine!



Halves and Fourths




$$\frac{1}{2} \quad \frac{1 \text{ part is shaded}}{2 \text{ parts in total}}$$




$$\frac{1}{4} \quad \frac{1 \text{ part is shaded}}{4 \text{ parts in total}}$$


Answer each question below with $\frac{1}{2}$ or $\frac{1}{4}$.




How much of the pizza is left?




How much of the pizza is left?




How much of the pizza is left?



How much of the watermelon is left?



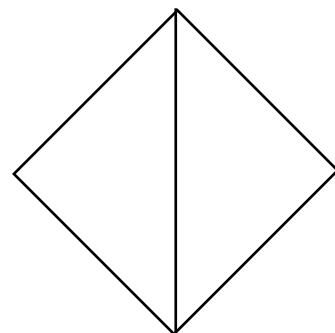



How much of the watermelon is left?




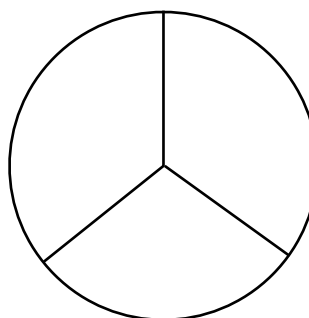

How much of the watermelon is eaten?

Fraction Coloring!

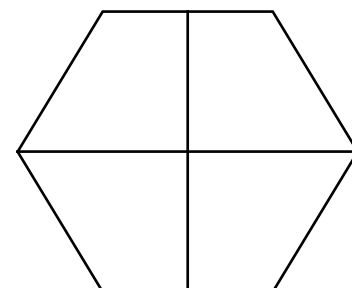
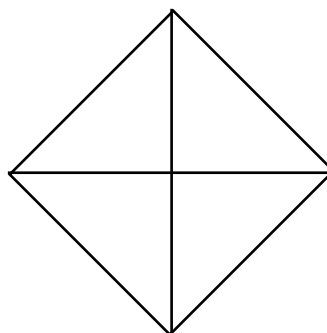

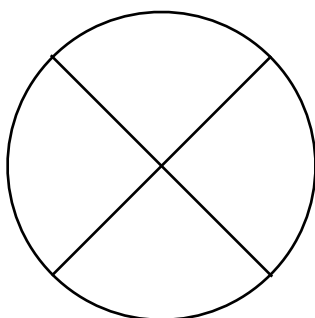
Color $\frac{1}{2}$ blue.



Color $\frac{1}{3}$ red.





Color $\frac{1}{4}$ green.





PIZZA FRACTIONS #1

Each pizza shows a fraction. Write the fraction below each pizza.



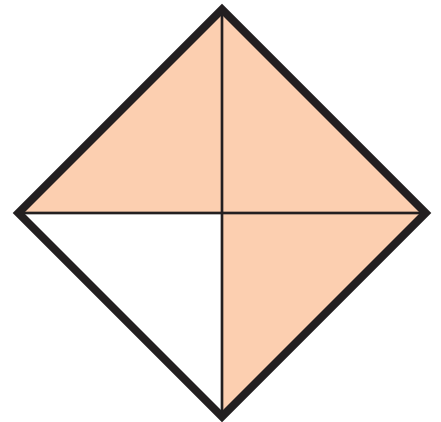

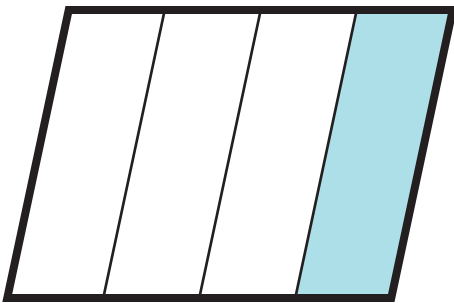
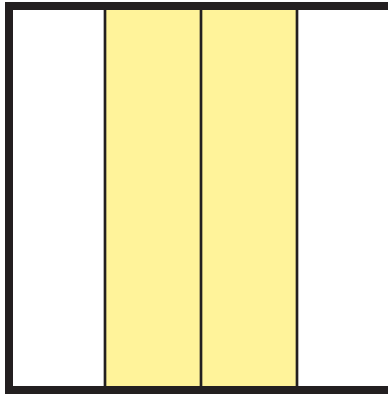
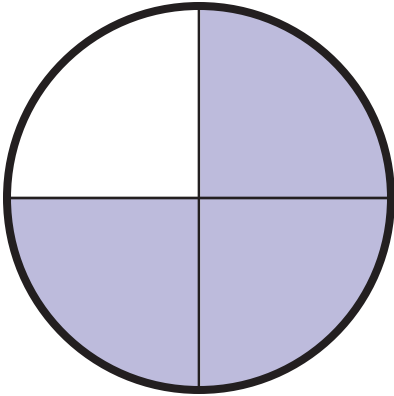









FRACTION ACTION!

Circle the shapes below that show $\frac{3}{4}$.



Color three parts of each shape below to make $\frac{3}{4}$.



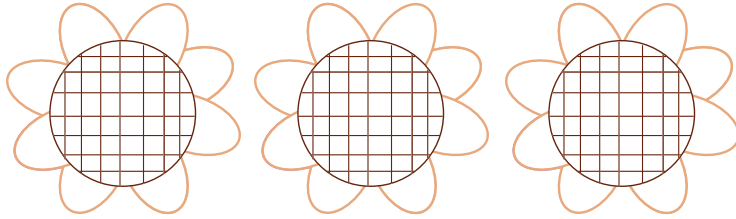
1st
Grade

Math
Fractions


Coloring Plants

Color the plants to match the fractions.


$\frac{1}{3}$




$\frac{2}{5}$



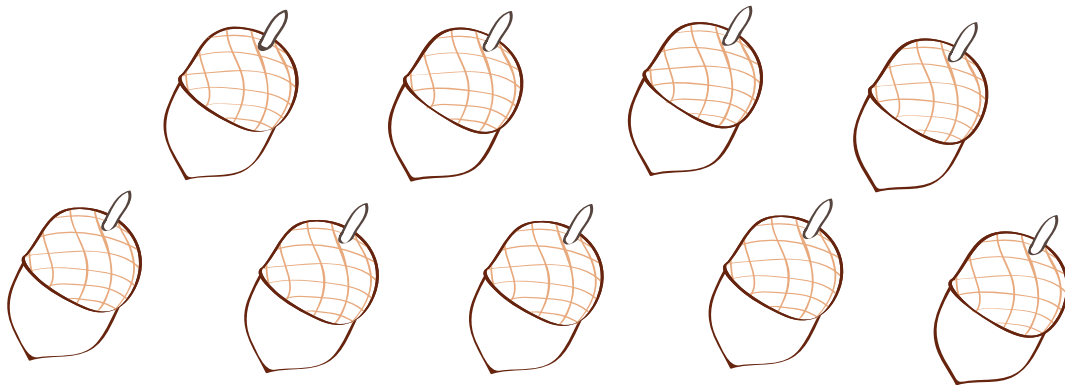
$\frac{3}{6}$



$\frac{4}{7}$



$\frac{6}{9}$




1st
Grade

Math
Fractions

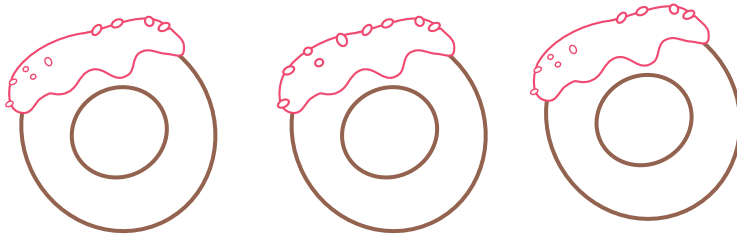
Coloring Sweets!

Color the sweets to match the fractions.


$\frac{1}{2}$



$\frac{2}{3}$




$\frac{3}{4}$



$\frac{3}{5}$




$\frac{4}{6}$




Coloring Fractions

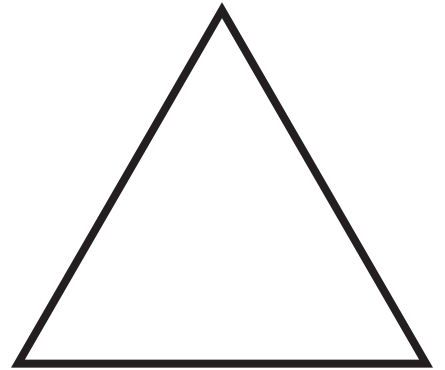
Color in the fraction of each shape written below it.




$\frac{1}{4}$




$\frac{1}{4}$




$\frac{1}{2}$



$\frac{1}{2}$



$\frac{1}{3}$



$\frac{1}{3}$

Great job!

is an Education.com math superstar

