

Geometry & Measurement

4th
Grade

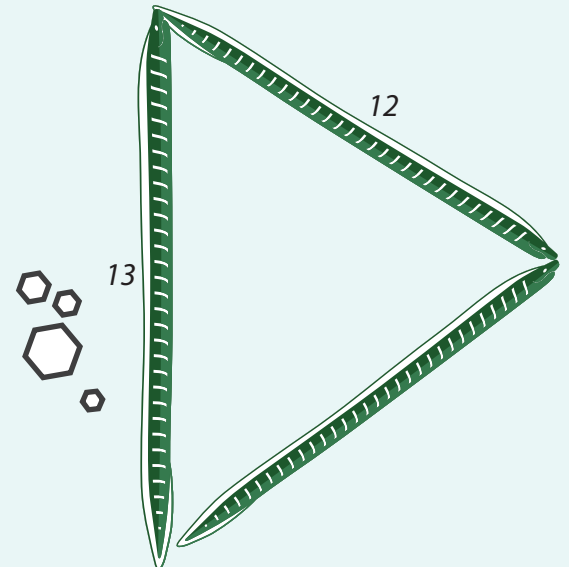
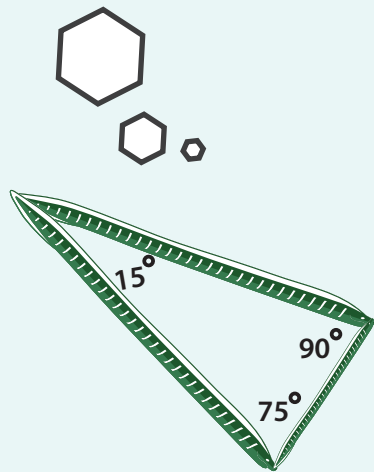


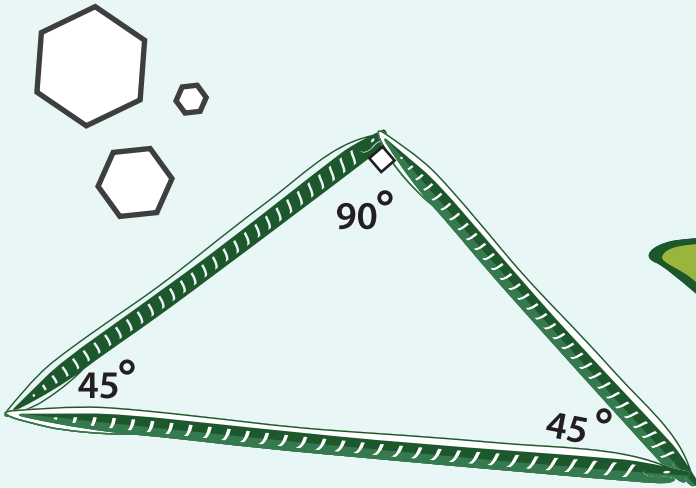


Table of Contents

Geometry and Measurement

- Acute Triangle: Practice Finding Area *
- Units of Measurement *
- Hours, Days, and Weeks *
- The Right Time *
- Traveling to the South Pole: Practice Coordinates and Perimeter *
- Perimeter Match #1 *
- Geometry Detective: Triangle #1 *
- Obtuse Triangle: Practice Finding Area *
- Identifying Triangles: Acute Triangles *
- Identifying Triangles: Right Triangles *
- Identifying Triangles: Obtuse Triangles *
- Geometry Detective: Triangle #2 *
- Perimeter Match #2 *
- Right Triangle: Practice Finding Area *
- Perimeter Match #3 *
- Finding Area: Medium *
- Farming Fun! Practice Finding Area
- Pentagon: Calculating Area *
- Perimeter Match #4 *
- Find a New Home *
- The Missing Angle: Quadrilaterals *
- Parallel and Perpendicular Lines *
- Angle Steering *

Certificate of Completion

Answer Sheets

** Has an Answer Sheet*

Want more workbooks? Join [Education.com Plus](http://www.education.com/education-plus/) to save time and money.
<http://www.education.com/education-plus/>

Acute Triangle: Practice Finding Area

Use the clues provided to find the area of each triangle. Show your work.

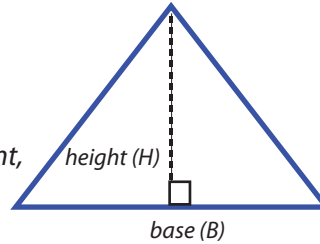
Review:

$$\text{Triangle Area} = \frac{1}{2} \times \text{base} \times \text{height}$$

The base of a triangle can be any one of its sides.

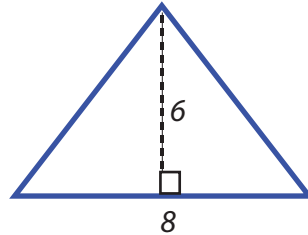
The height is the distance from a base to its opposite point, or vertex.

A base must be perpendicular to its height.



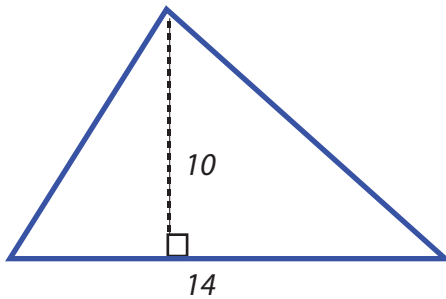
An acute triangle is a triangle that has three acute angles (angles that measure between 0 and 90 degrees).

Example:



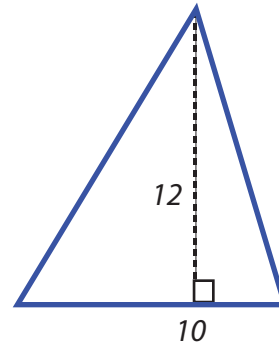
$$\begin{aligned} \text{Base} &= \underline{8} \text{ ft.} \\ \text{Height} &= \underline{6} \text{ ft.} \\ \text{Area} &= \frac{1}{2} \times 8 \times 6 \\ &= \underline{24} \text{ ft.} \end{aligned}$$

1



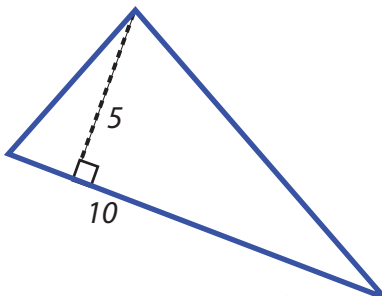
$$\begin{aligned} \text{Base} &= \underline{\hspace{2cm}} \text{ ft.} \\ \text{Height} &= \underline{\hspace{2cm}} \text{ ft.} \\ \text{Area} &= \\ &= \underline{\hspace{2cm}} \text{ sq.ft.} \end{aligned}$$

2



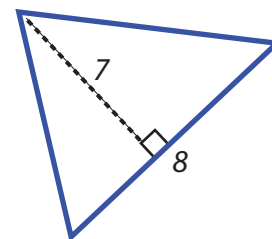
$$\begin{aligned} \text{Base} &= \underline{\hspace{2cm}} \text{ ft.} \\ \text{Height} &= \underline{\hspace{2cm}} \text{ ft.} \\ \text{Area} &= \\ &= \underline{\hspace{2cm}} \text{ sq.ft.} \end{aligned}$$

3



$$\begin{aligned} \text{Base} &= \underline{\hspace{2cm}} \text{ ft.} \\ \text{Height} &= \underline{\hspace{2cm}} \text{ ft.} \\ \text{Area} &= \\ &= \underline{\hspace{2cm}} \text{ sq.ft.} \end{aligned}$$

4



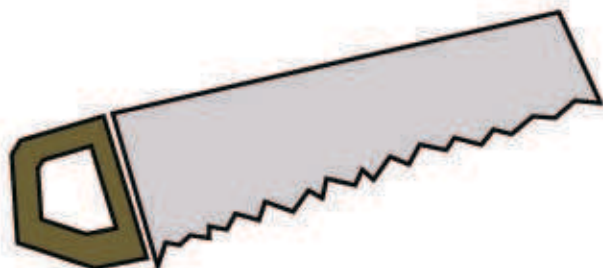
$$\begin{aligned} \text{Base} &= \underline{\hspace{2cm}} \text{ ft.} \\ \text{Height} &= \underline{\hspace{2cm}} \text{ ft.} \\ \text{Area} &= \\ &= \underline{\hspace{2cm}} \text{ sq.ft.} \end{aligned}$$

Units of Measurement

Help Franky decide what is the best unit of measurement to build areas of his house!

1. Length of the bedroom

- a. Inches
- b. Miles
- c. Millimeters
- d. Feet



2. Height of ceiling

- a. Feet
- b. Kilometers
- c. Miles
- d. Centimeters

3. Width of fence boards

- a. Miles
- b. Yards
- c. Inches
- d. Feet

4. Water for pool

- a. Cups
- b. Gallons
- c. Tablespoons
- d. Liters

5. Length of lawn

- a. Centimeters
- b. Kilometers
- c. Yards
- d. Inches

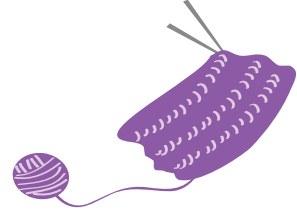


Hours, Days, and Weeks

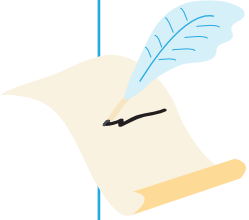
Answer the questions by converting the units of time.

Remember, 1 day equals 24 hours and 1 week equals 7 days.

Grandma knitted a scarf for me in 2 weeks. How many days did it take her?



Mr. Waterstone wrote a letter to Ms. Jacobs. It took 4 weeks to arrive. How many days did it take?



Tom rode a hot air balloon across the ocean. He was on the balloon for 3 days. How many hours was he on the balloon?



It took Mr. Carpenter a week and one day to fix the fence. How many hours did he spend fixing the fence?



Meg read a book in 3 weeks, 2 days, and 3 hours. How many hours did she spend reading the book?



The Right Time

Answer the questions by converting the units of time.

Remember, 1 hour equals 60 minutes and 1 minute equals 60 seconds.

Pete and Sam practice singing 2 hours everyday. How many minutes do they practice each day?



Jenny plays her trumpet for 1 hour and 45 minutes every evening. How many minutes does she practice each night?



Lynn gives a piano lesson after school everyday. Today she taught for 95 minutes. How many hours did she teach today?



Amy played flute during her recital. The song lasted for 303 seconds. How many minutes did she play?



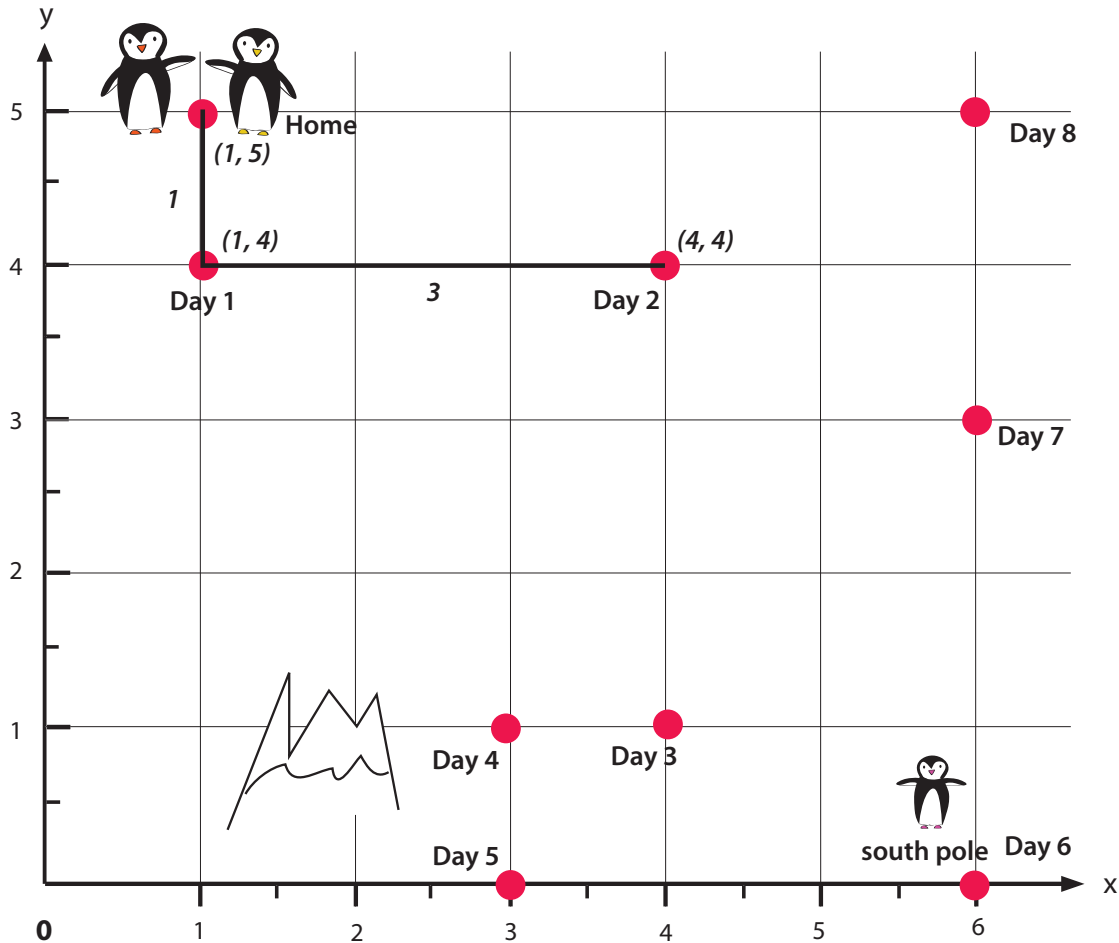
Denny danced to all the songs on his mp3 player. His mp3 player has 200 minutes and 180 seconds of music. How many hours did he dance?



Traveling to the South Pole: Practice Coordinates and Perimeter

The penguin parents are traveling to the South Pole to pick up their baby, stopping at each point on the grid along the way. Then together, the three of them will go back home in a different route. See how far their route is by finding the distance between the coordinates (see examples below).

Review: The first number refers to X coordinate. The second number refers to Y coordinate.



Example:

Day 1: Distance between home (1, 5) to Day 1 stop (1, 4). Subtract difference of Y-value of each location. Y value of home = 5, Y value of Day 1 stop = 4.

Therefore, the distance is $5 - 4 = 1$. Then draw a line from each point and write 1.

Day 2: Distance between Day 1 stop (1, 4) to Day 2 stop (4, 4). Subtract difference of X-value of each location. X value of Day 2 stop = 4, X value of Day 1 stop = 1.

Therefore, the distance is $4 - 1 = 3$. Then draw a line from each point and write 3.

PERIMETER MATCH



Find the **perimeter** of each rectangle, then draw at least 2 rectangles that have the same perimeter.

4 ft

6 ft

20 ft

5 ft

5 ft

5 ft

3 ft

—

—

12 ft

2 ft

—

—

Find area of each triangle using clues from the lengths provided. Show your work.

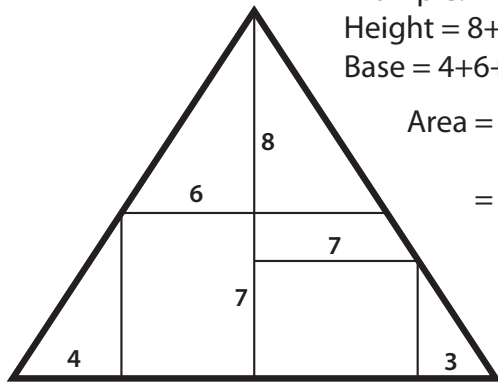
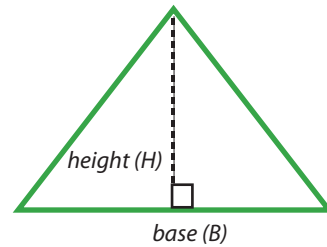
Review:

$$\text{Triangle Area} = \frac{1}{2} \times \text{base} \times \text{height}$$

The height of a triangle is the distance from the base to its opposite vertex, or angle.

The base of a triangle can be any of its sides.

The height line and base must be perpendicular to each other.

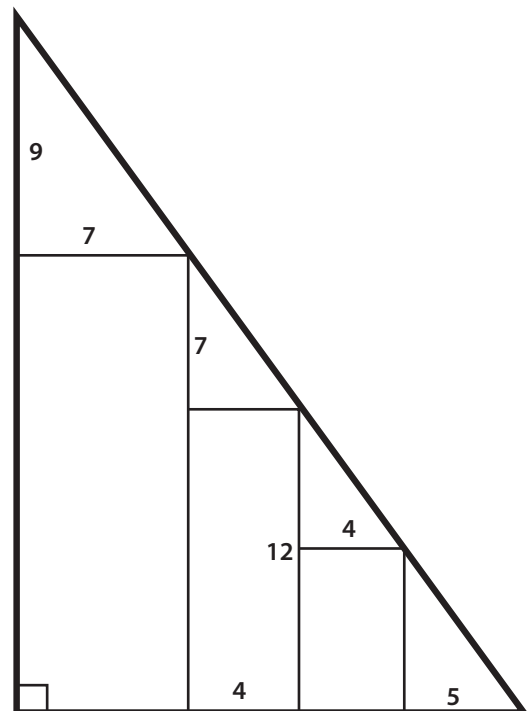
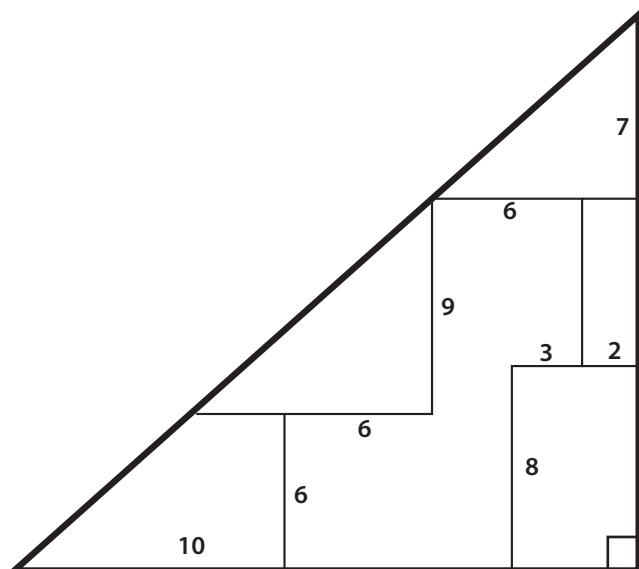
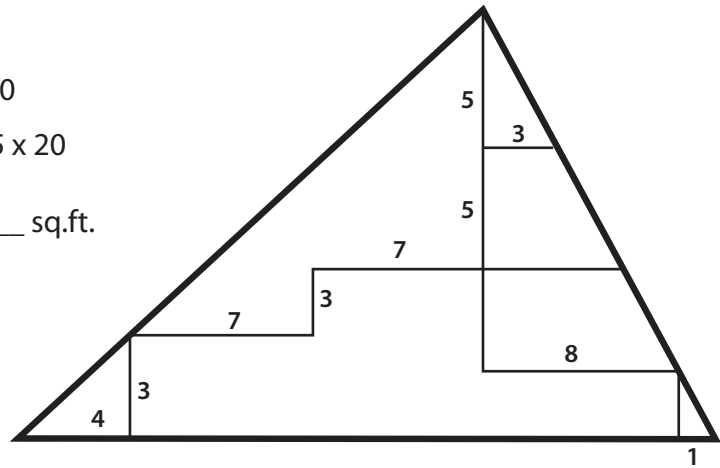


Example:

$$\text{Height} = 8 + 7 = 15$$

$$\text{Base} = 4 + 6 + 7 + 3 = 20$$

$$\begin{aligned} \text{Area} &= \frac{1}{2} \times 15 \times 20 \\ &= \underline{150} \text{ sq.ft.} \end{aligned}$$



Obtuse Triangle: Practice Finding Area

Use the clues provided to find the area of each triangle. Show your work.

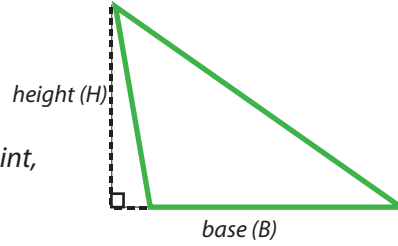
Review:

Triangle Area = $\frac{1}{2}$ x base x height

The base of a triangle can be any one of its sides.

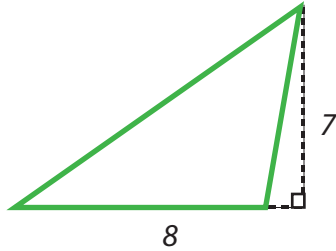
The height is the distance from a base to its opposite point, or vertex.

A base must be perpendicular to its height.

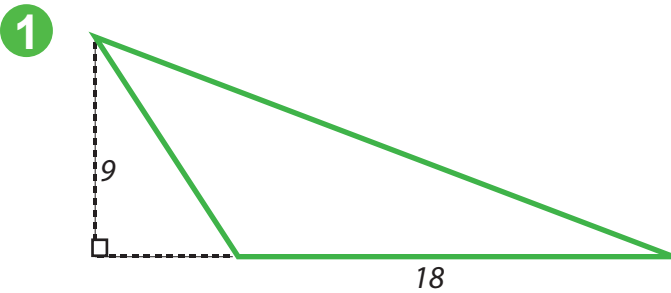


An obtuse triangle is a triangle that has one obtuse angle (an angle that is greater than 90 degrees).

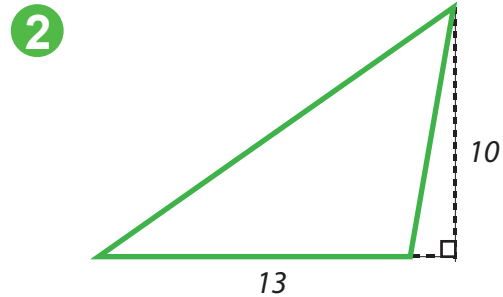
Example:



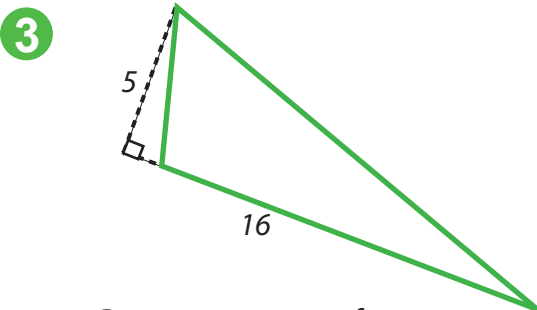
Base = 8 ft.
 Height = 7 ft.
 Area = $\frac{1}{2}$ x 8 x 7
 = 28 ft.



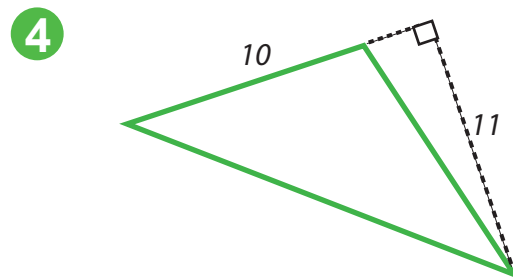
Base = _____ ft.
 Height = _____ ft.
 Area = _____
 = _____ sq.ft.



Base = _____ ft.
 Height = _____ ft.
 Area = _____
 = _____ sq.ft.



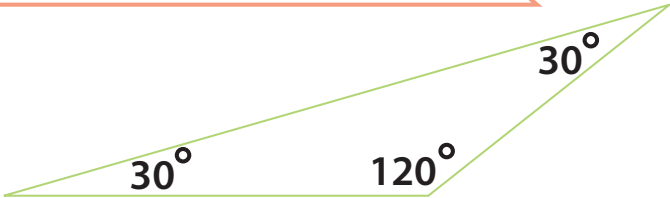
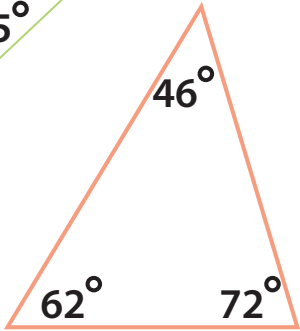
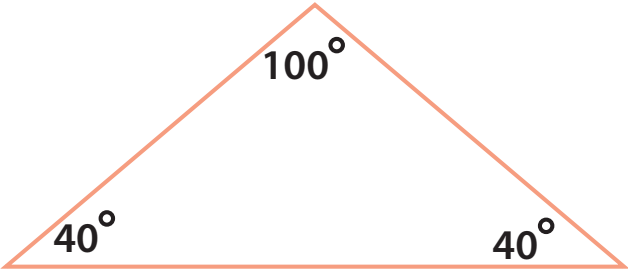
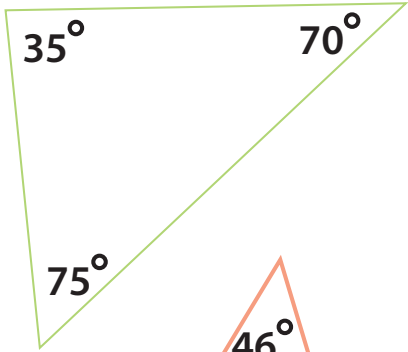
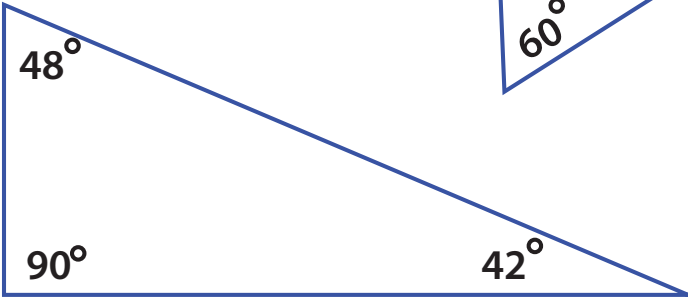
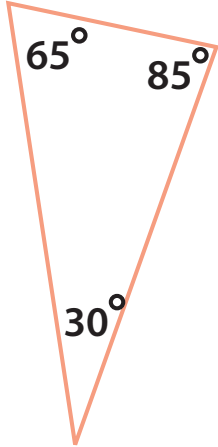
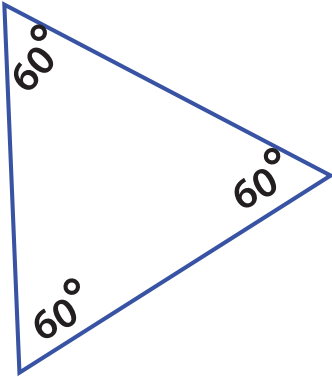
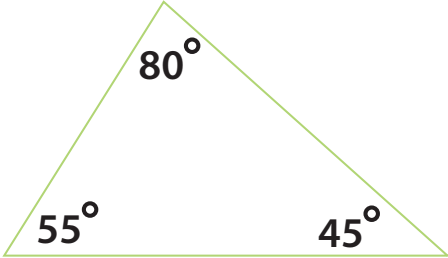
Base = _____ ft.
 Height = _____ ft.
 Area = _____
 = _____ sq.ft.



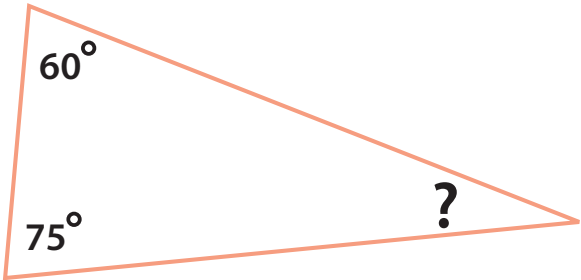
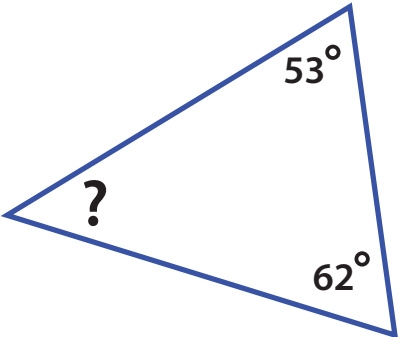
Base = _____ ft.
 Height = _____ ft.
 Area = _____
 = _____ sq.ft.

Identifying Triangles: Acute Triangles

An acute triangle is a triangle that has three acute angles (angles that each measure less than 90 degrees). Circle the acute triangles below.

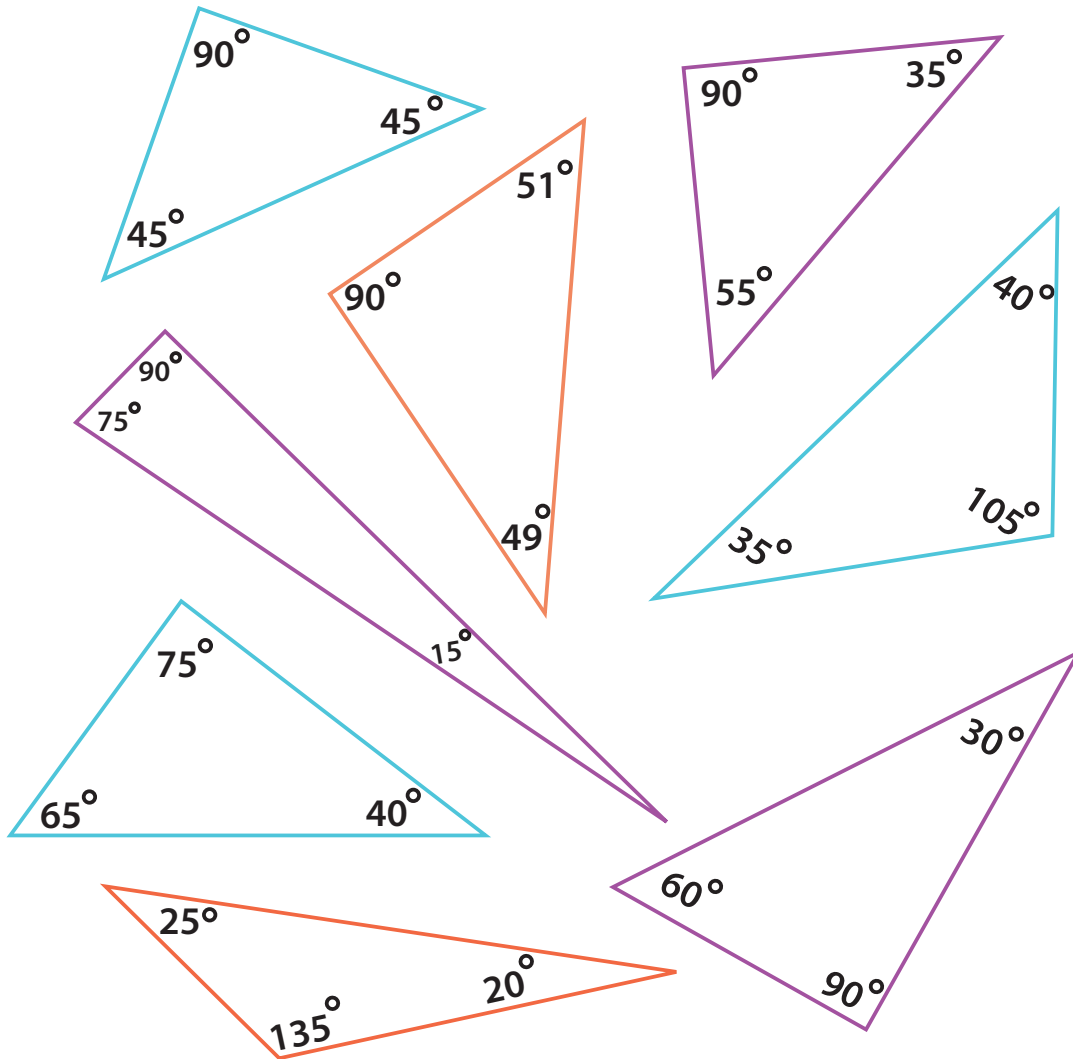


Find the value of the missing angles in these acute triangles. Remember, the three angles in a triangle must add up to 180 degrees.


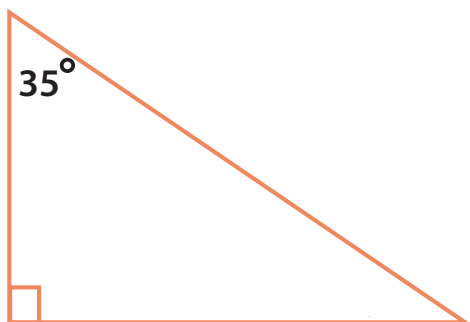


Identifying Triangles: Right Triangles

A right triangle is a triangle that has one right angle (90 degree angle).
Circle the triangles that is a right triangle.

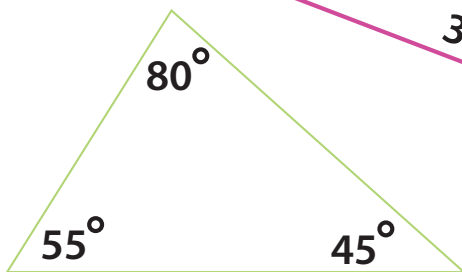
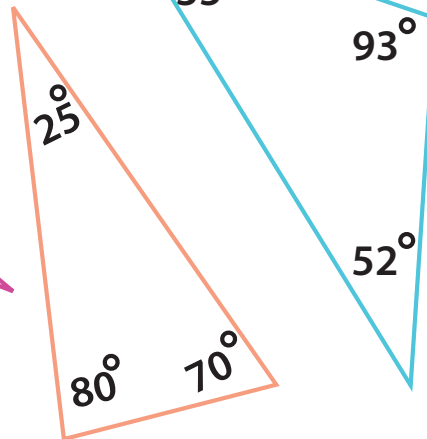
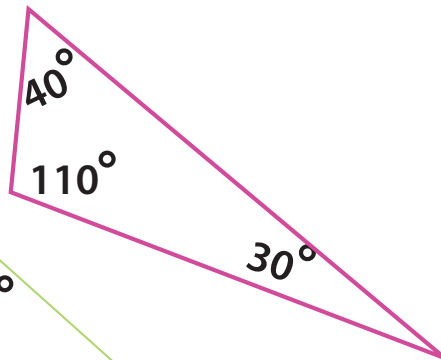
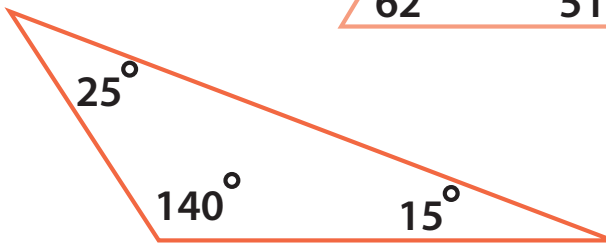
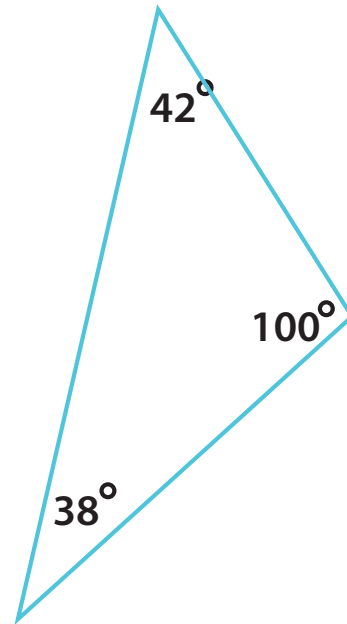
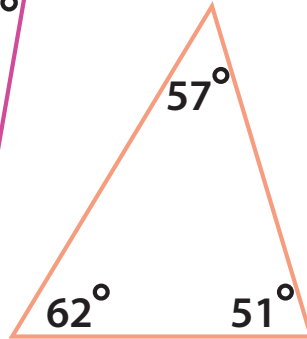
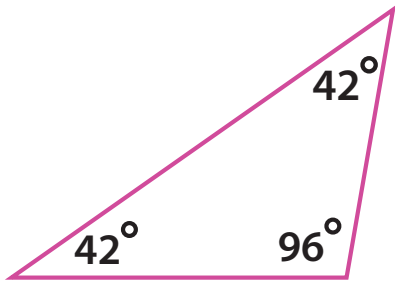


Find the value of the missing angles in these right triangles. Remember, three angles in every triangle always add up to 180 degree.

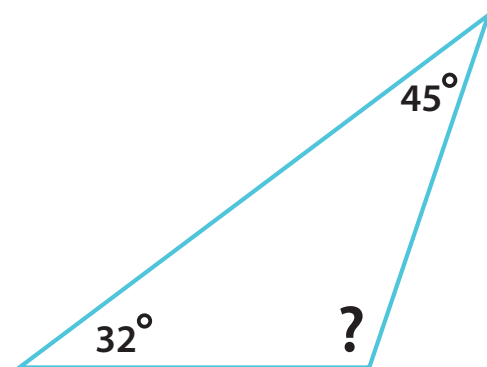



Identifying Triangles: Obtuse Triangles

An obtuse triangle is a triangle that has one obtuse angle (an angle that measures more than 90 degrees). Circle the obtuse triangles below.



Find the value of the missing angles in these obtuse triangles. Remember, the three angles in a triangle must add up to 180 degrees.



Find the area of each triangle using clues from the lengths provided. Show your work.

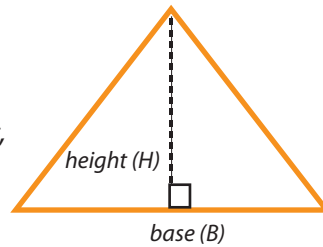
Review:

$$\text{Triangle Area} = \frac{1}{2} \times \text{base} \times \text{height}$$

The base of a triangle can be any one of its sides.

The height is the distance from a base to its opposite point, or vertex.

A base must be perpendicular to its height.

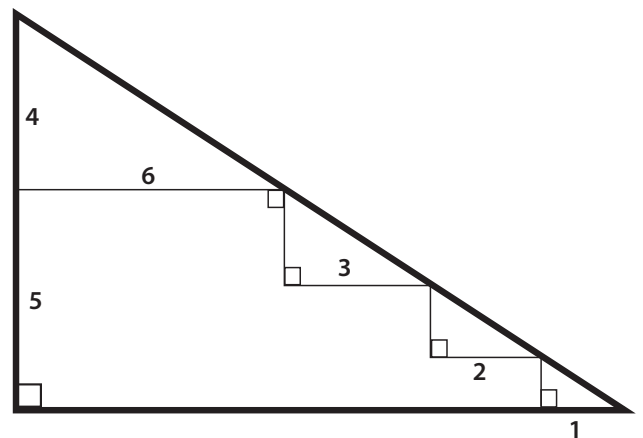
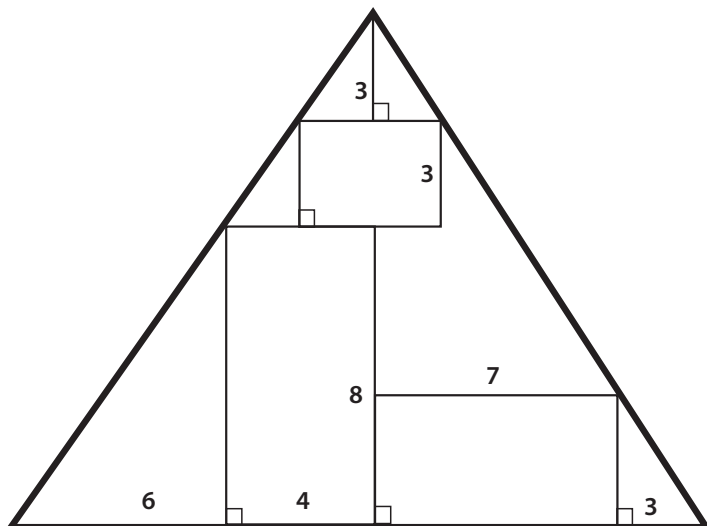
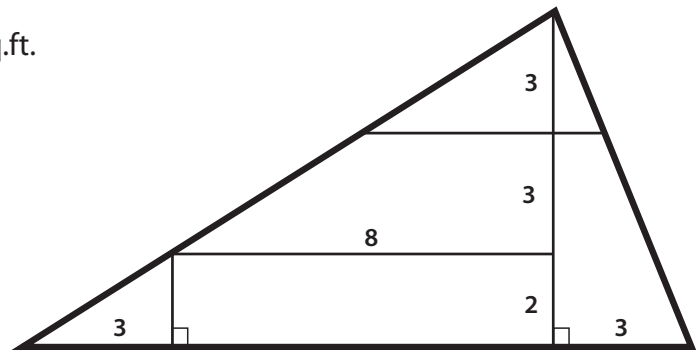
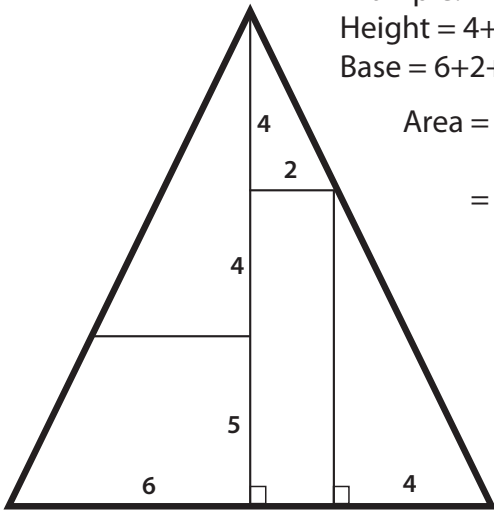


Example:

$$\text{Height} = 4 + 4 + 5 = 13$$

$$\text{Base} = 6 + 2 + 4 = 12$$

$$\begin{aligned} \text{Area} &= \frac{1}{2} \times 13 \times 12 \\ &= \underline{78} \text{ sq.ft.} \end{aligned}$$



PERIMETER MATCH



Find the **perimeter** of each rectangle, then draw at least 2 rectangles that have the same perimeter.

9 ft

4 ft

26 ft

7 ft

6 ft

4 ft

2 ft

—

Blank space for drawing rectangles with the same perimeter as the one in the previous box.

3 ft

6 ft

—

Blank space for drawing rectangles with the same perimeter as the one in the previous box.

Right Triangle: Practice Finding Area

Use the clues provided to find the area of each triangle. Show your work.

Review:

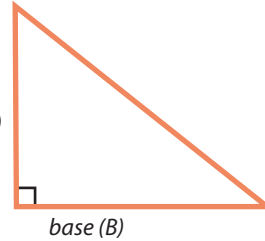
$$\text{Triangle Area} = \frac{1}{2} \times \text{base} \times \text{height}$$

The base of a triangle can be any one of its sides.

The height is the distance from a base to its opposite point, or vertex.

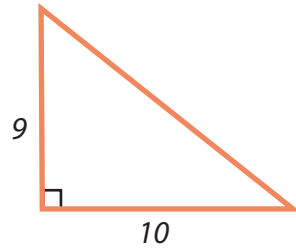
A base must be perpendicular to its height.

height (H)



A right triangle is a triangle that has one right angle (90 degree angle). So the height is the side of a triangle.

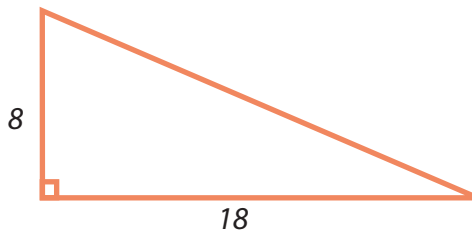
Example:



$$\begin{aligned} \text{Base} &= \underline{10} \text{ ft.} \\ \text{Height} &= \underline{9} \text{ ft.} \end{aligned}$$

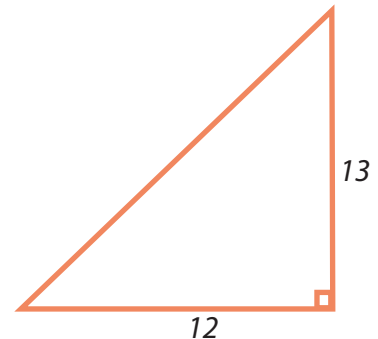
$$\begin{aligned} \text{Area} &= \frac{1}{2} \times 10 \times 9 \\ &= \underline{45} \text{ ft.} \end{aligned}$$

1



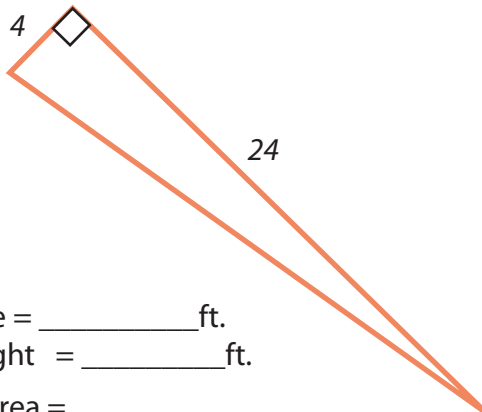
$$\begin{aligned} \text{Base} &= \underline{\hspace{2cm}} \text{ ft.} \\ \text{Height} &= \underline{\hspace{2cm}} \text{ ft.} \\ \text{Area} &= \\ &= \underline{\hspace{2cm}} \text{ sq.ft.} \end{aligned}$$

2



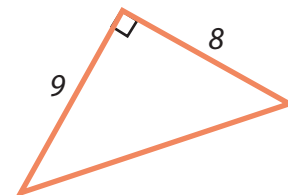
$$\begin{aligned} \text{Base} &= \underline{\hspace{2cm}} \text{ ft.} \\ \text{Height} &= \underline{\hspace{2cm}} \text{ ft.} \\ \text{Area} &= \\ &= \underline{\hspace{2cm}} \text{ sq.ft.} \end{aligned}$$

3



$$\begin{aligned} \text{Base} &= \underline{\hspace{2cm}} \text{ ft.} \\ \text{Height} &= \underline{\hspace{2cm}} \text{ ft.} \\ \text{Area} &= \\ &= \underline{\hspace{2cm}} \text{ sq.ft.} \end{aligned}$$

4



$$\begin{aligned} \text{Base} &= \underline{\hspace{2cm}} \text{ ft.} \\ \text{Height} &= \underline{\hspace{2cm}} \text{ ft.} \\ \text{Area} &= \\ &= \underline{\hspace{2cm}} \text{ sq.ft.} \end{aligned}$$

PERIMETER MATCH



Find the **perimeter** of each rectangle, then draw at least 2 rectangles that have the same perimeter.

8 ft

8 ft

32 ft

6 ft

10 ft

5 ft

6 ft


—

5 ft

2 ft

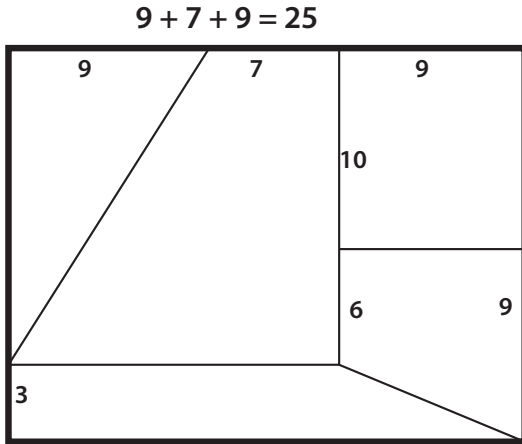
—

Finding Area: Medium



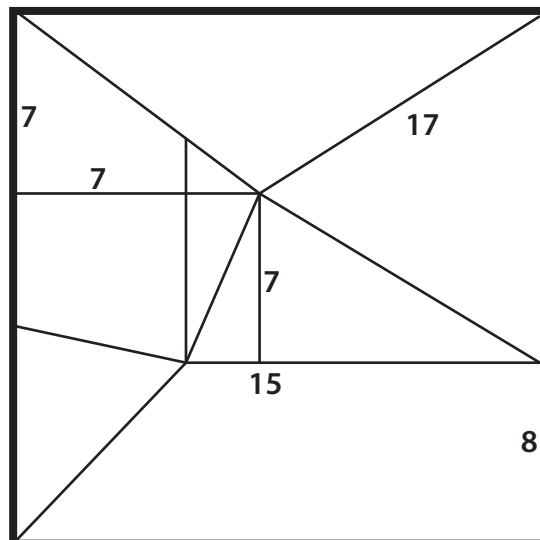
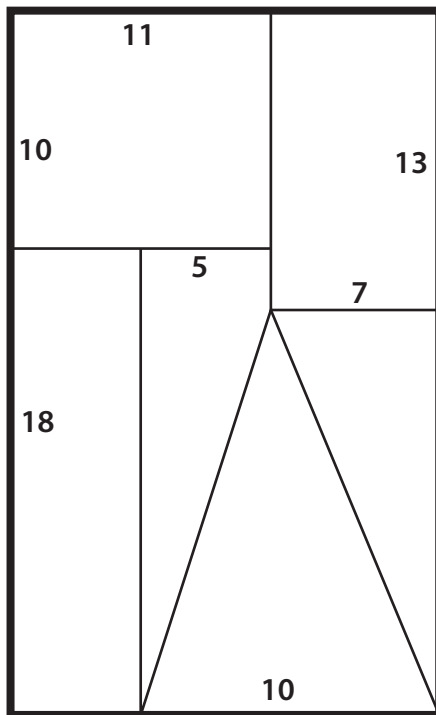
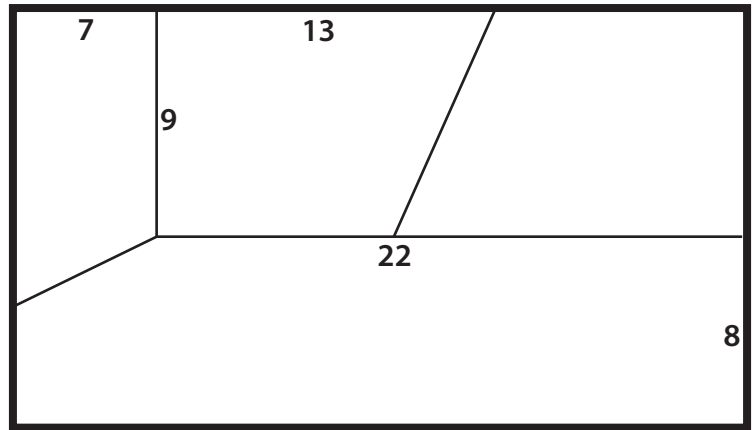
Help Piggy pick a room with the largest area.
 Add up the sides using the lengths of each tile,
 then find the area. Remember, Area = L x W.

Example:



$10 + 6 + 3 = 19$

Area = $25 \times 19 = 475$ sq.ft.



4th
Grade

Farming Fun!

Practice Finding Area

Divide the land into different sections to plant each type of vegetable.
Color and label it. Each square equals one square foot.



= 40 square feet



= 22 square feet



= 24 square feet




= 36 square feet




= 18 square feet



equals 1 square foot

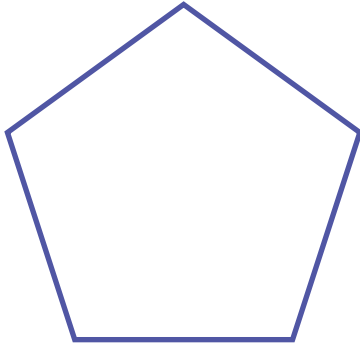


Pentagon: Calculating Area

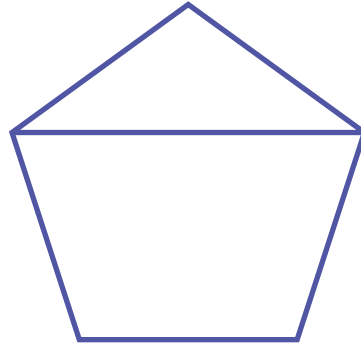


A pentagon contains many shapes that you probably already know. Use a ruler to divide the pentagon into regular shapes that you are familiar with. Then, name the shapes you created. This will help you practice finding the area of irregular shapes.

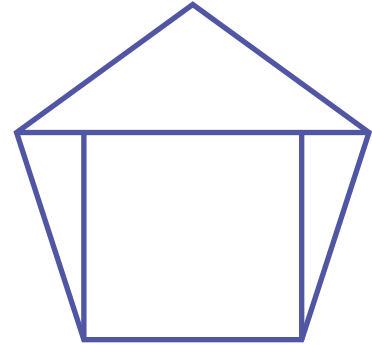
Example:



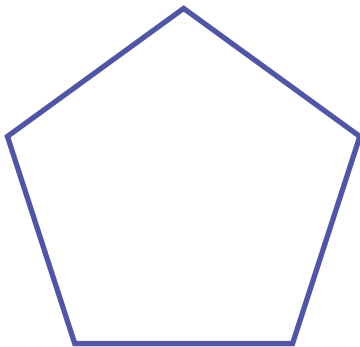
One pentagon

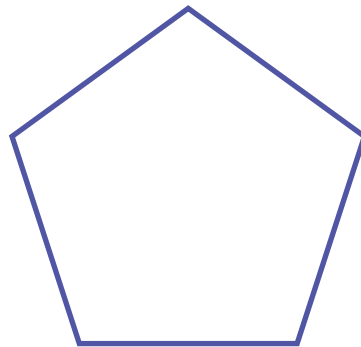


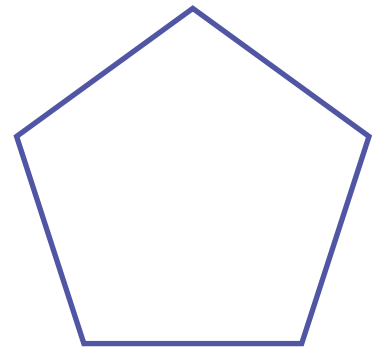
One triangle
One trapezoid

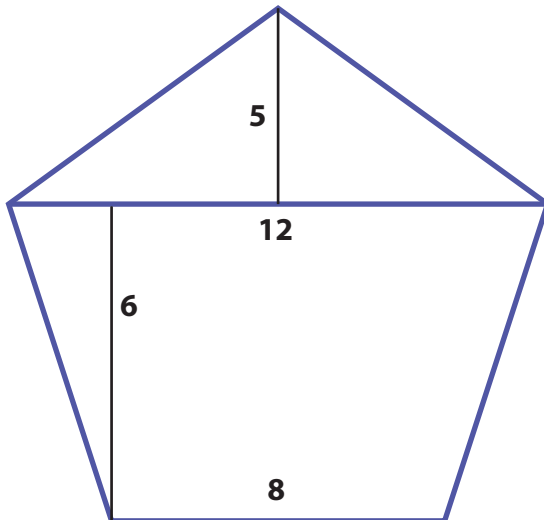


Three triangles
One rectangle









Challenge!

Calculate the area of this pentagon using the heights and lengths of the geometric shapes.

PERIMETER MATCH



Find the **perimeter** of each rectangle, then draw at least 2 rectangles that have the same perimeter.

15 ft

5 ft

40 ft

8 ft

12 ft

3 ft

9 ft

10 ft

7 ft

Find a New Home

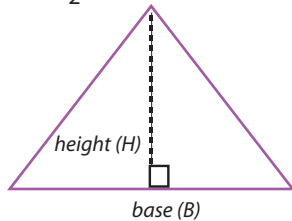


Help Mr. Rabbit find his new home. The total area of his place has to be at least **60** square feet. This includes the area of a roof (triangle) plus the area of the house (rectangle).

Review:

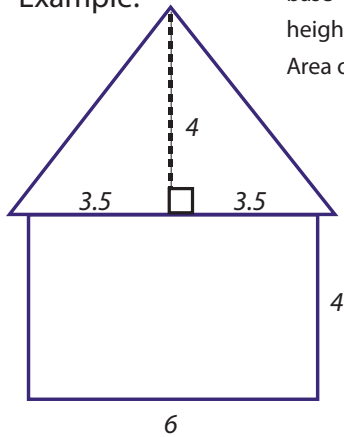
Rectangle Area = length x width

Triangle Area = $\frac{1}{2}$ x base x height



The base of a triangle can be any one of its sides.
The height is the distance from a base to its opposite point, or vertex.
A base must be perpendicular to its height.

Example:



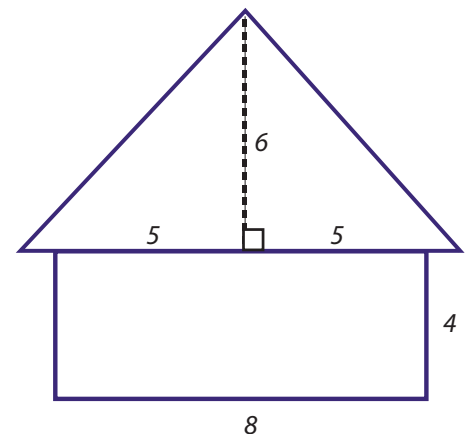
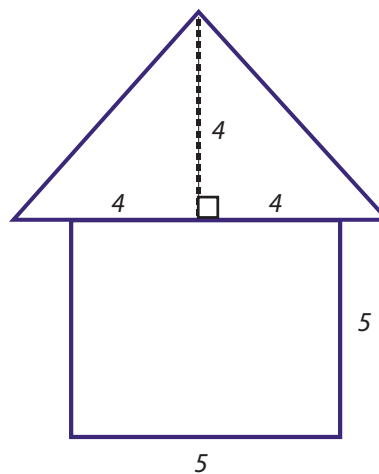
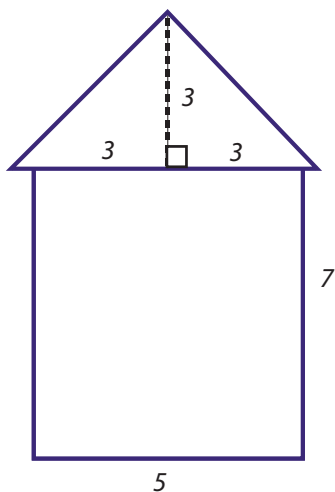
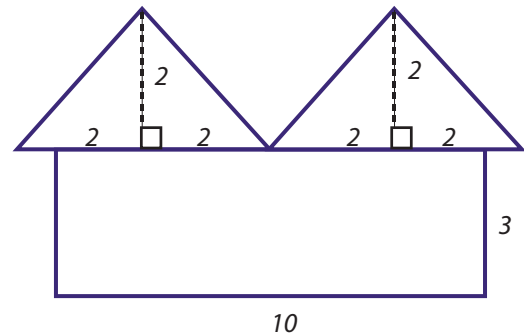
$$\text{base} = 3.5 + 3.5 = 7$$

$$\text{height} = 4$$

$$\begin{aligned} \text{Area of the roof} &= \frac{1}{2} \times \text{base} \times \text{height} \\ &= \frac{1}{2} \times 7 \times 4 = 14 \end{aligned}$$

$$\text{Area of the rectangle} = 6 \times 4 = 24$$

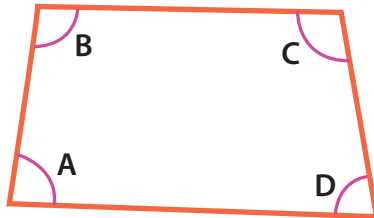
$$\text{Total area} = 14 + 24 = 38 \text{ square feet.}$$



Which home should Mr. Rabbit move into? Circle it.

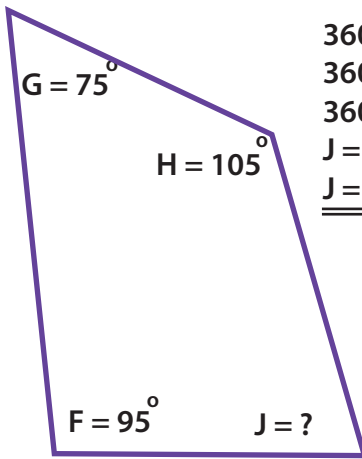
The Missing Angle: Quadrilaterals

In every quadrilateral, all four angles add up to 360° .

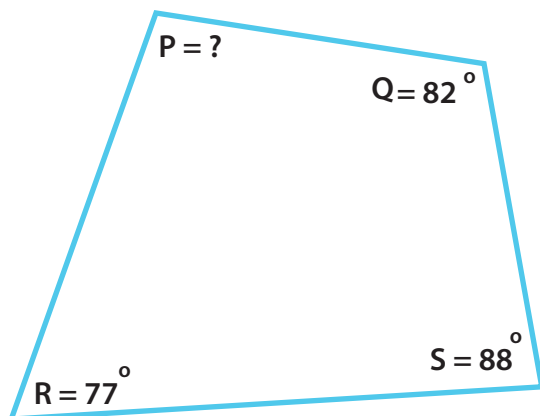
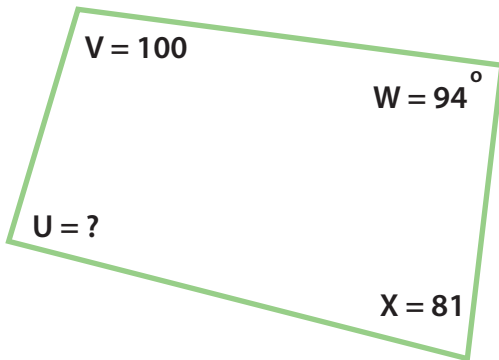
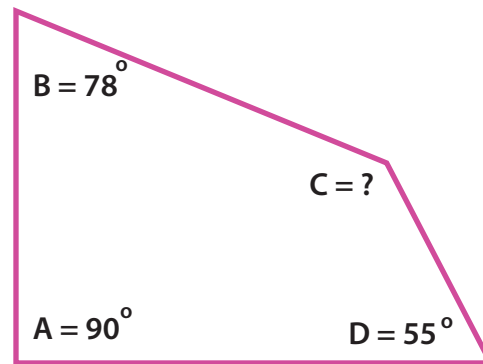


$$360 = A + B + C + D$$

Use this rule to find the missing angle in the quadrilaterals. See the example.




$$\begin{aligned} 360^\circ &= F + G + H + J \\ 360^\circ &= 95^\circ + 75^\circ + 105^\circ + J \\ 360^\circ &= 275^\circ + J \\ J &= 360^\circ - 275^\circ \\ J &= \underline{85^\circ} \end{aligned}$$





Parallel and Perpendicular lines

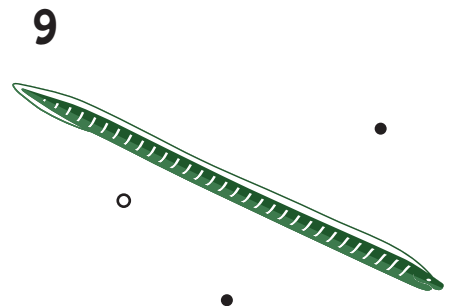
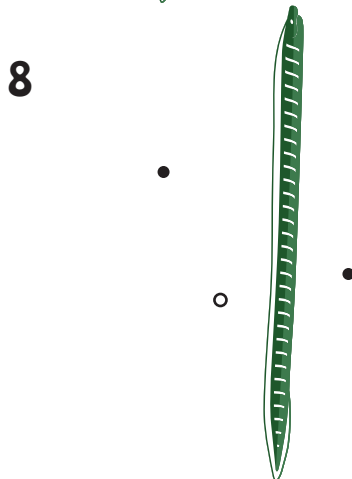
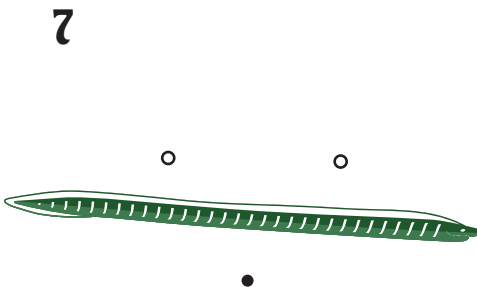
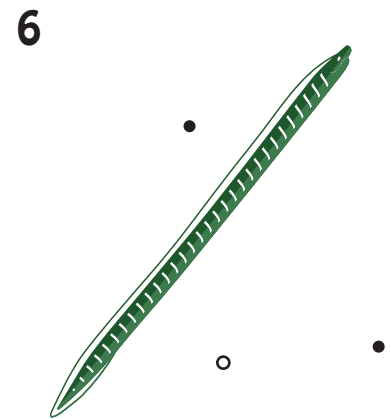
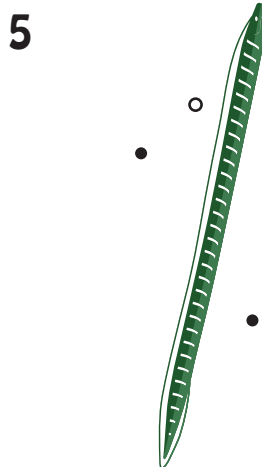
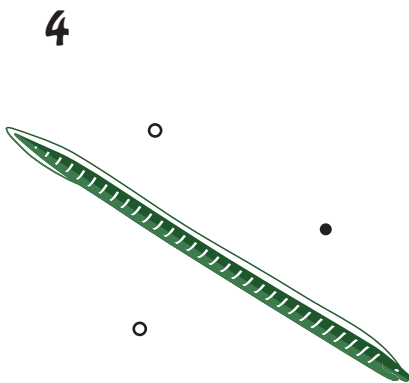
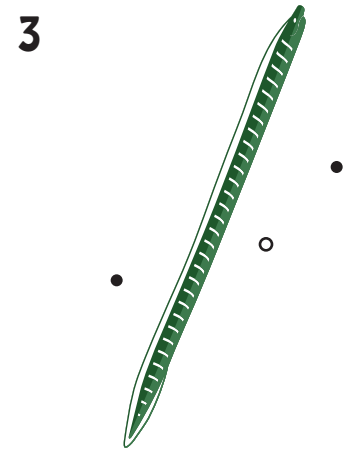
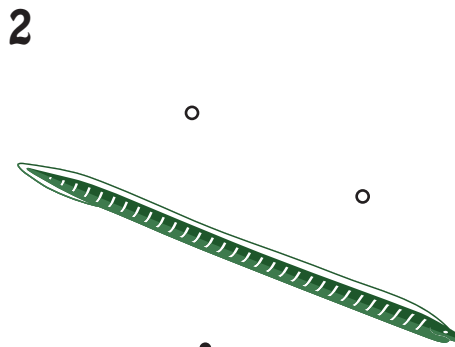
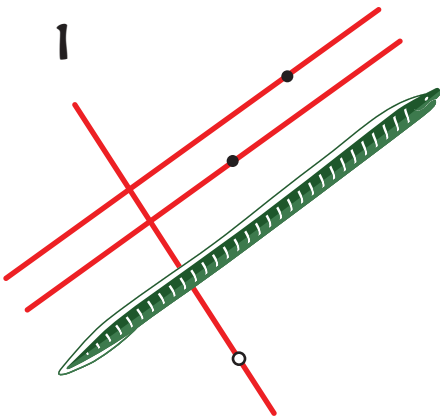
Elouisa the Eel



Elouisa the Eel needs help learning parallel and perpendicular lines. Draw parallel lines through the black dots and perpendicular lines through the white dots. Use a ruler to help you draw straight lines.

● Parallel

○ Perpendicular





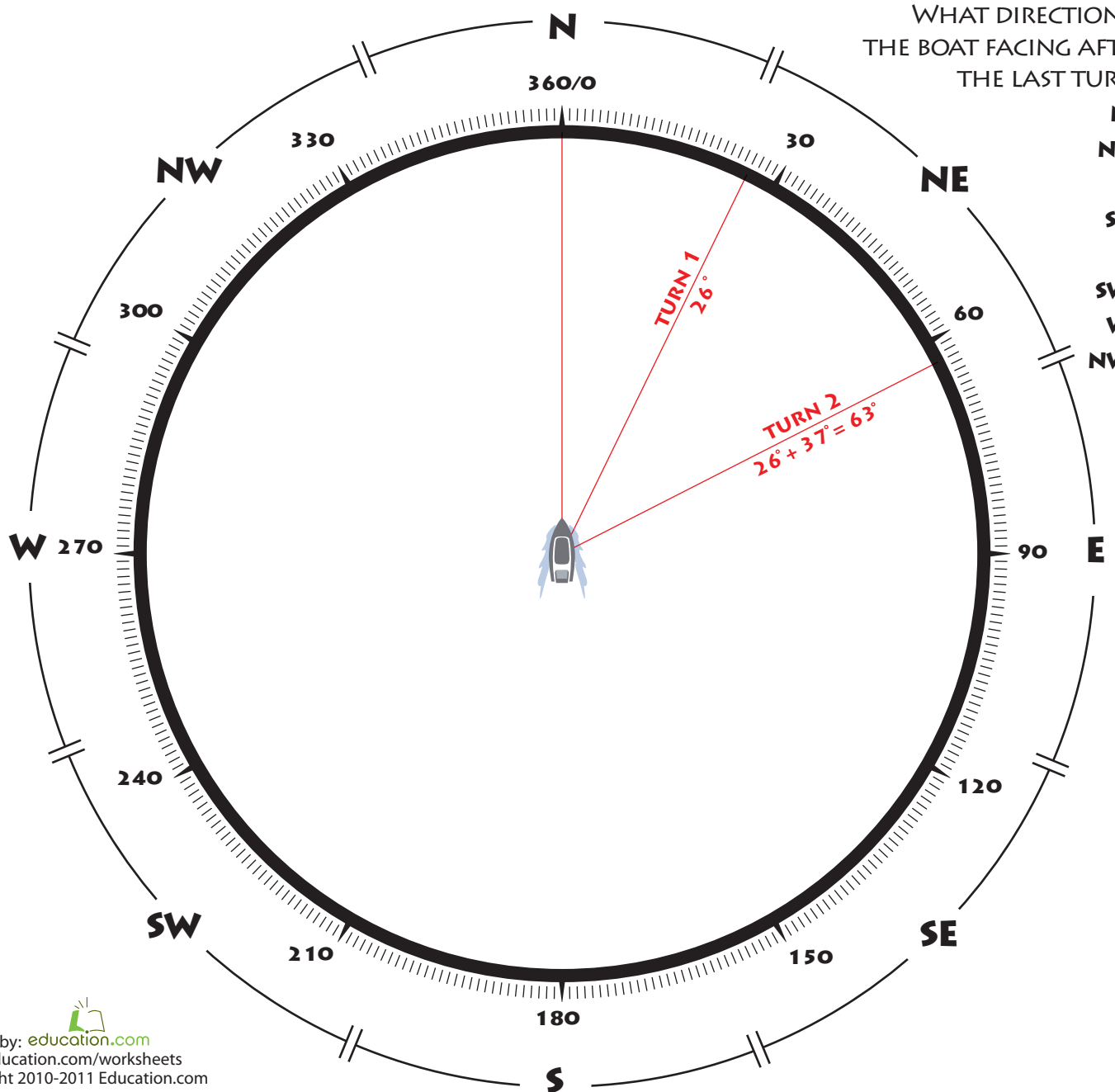
ANGLE STEERING



Steering a ship requires practice and precision. It also requires you to think about math and angles.

Turn the ship's wheel according to the angle measurements given. See the examples below. With each new turn, indicate the ship's new direction by drawing a line towards it. Turn clockwise if the angle is positive, counterclockwise if it is negative. Use a ruler to help you draw straight lines.

	1	2	3	4	5	6	7	8	9	10	11	12
Turn Degrees	+26°	+37°	-51°	+153°	-92°	-30°	-9°	+185°	-67°	+49°	+93°	-60°
New Direction	26°	63°										




WHAT DIRECTION IS THE BOAT FACING AFTER THE LAST TURN?

- N
- NE
- E
- SE
- S
- SW
- W
- NW

Great job!

is an Education.com math superstar



Answer Sheets

Geometry and Measurement

Acute Triangle: Practice Finding Area
Units of Measurement
Hours, Days, and Weeks
The Right Time
Traveling to the South Pole: Practice Coordinates and Perimeter
Perimeter Match #1
Geometry Detective: Triangle #1
Obtuse Triangle: Practice Finding Area
Identifying Triangles: Acute Triangles
Identifying Triangles: Right Triangles
Identifying Triangles: Obtuse Triangles
Geometry Detective: Triangle #2
Perimeter Match #2
Right Triangle: Practice Finding Area
Perimeter Match #3
Finding Area: Medium
Pentagon: Calculating Area
Perimeter Match #4
Find a New Home
The Missing Angle: Quadrilaterals
Parallel and Perpendicular Lines
Angle Steering

Want more workbooks? Join Education.com Plus to save time and money.
<http://www.education.com/education-plus/>

Answer Sheet

4th
Grade

Answer Sheet

Acute Triangle: Practice Finding Area

Use the clues provided to find the area of each triangle. Show your work.

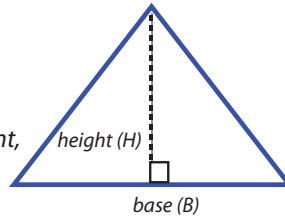
Review:

$$\text{Triangle Area} = \frac{1}{2} \times \text{base} \times \text{height}$$

The base of a triangle can be any one of its sides.

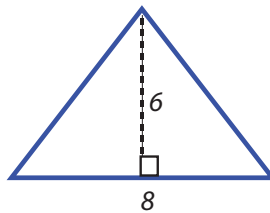
The height is the distance from a base to its opposite point, or vertex.

A base must be perpendicular to its height.



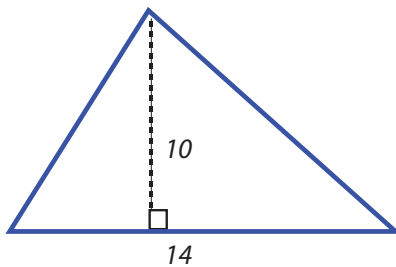
An acute triangle is a triangle that has three acute angles (angles that measure between 0 and 90 degrees).

Example:



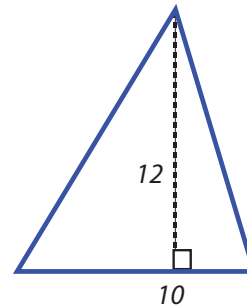
$$\begin{aligned} \text{Base} &= \underline{8} \text{ ft.} \\ \text{Height} &= \underline{6} \text{ ft.} \\ \text{Area} &= \frac{1}{2} \times 8 \times 6 \\ &= \underline{24} \text{ ft.} \end{aligned}$$

1



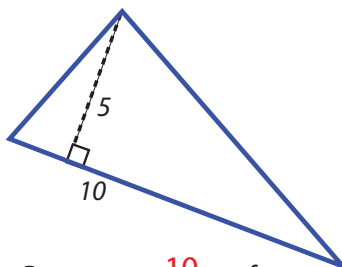
$$\begin{aligned} \text{Base} &= \underline{14} \text{ ft.} \\ \text{Height} &= \underline{10} \text{ ft.} \\ \text{Area} &= \frac{1}{2} \times 14 \times 10 \\ &= \underline{70} \text{ sq.ft.} \end{aligned}$$

2



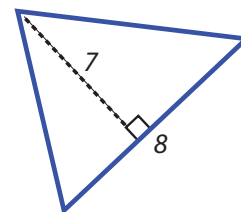
$$\begin{aligned} \text{Base} &= \underline{10} \text{ ft.} \\ \text{Height} &= \underline{12} \text{ ft.} \\ \text{Area} &= \frac{1}{2} \times 10 \times 12 \\ &= \underline{60} \text{ sq.ft.} \end{aligned}$$

3



$$\begin{aligned} \text{Base} &= \underline{10} \text{ ft.} \\ \text{Height} &= \underline{5} \text{ ft.} \\ \text{Area} &= \frac{1}{2} \times 10 \times 5 \\ &= \underline{25} \text{ sq.ft.} \end{aligned}$$

4



$$\begin{aligned} \text{Base} &= \underline{8} \text{ ft.} \\ \text{Height} &= \underline{7} \text{ ft.} \\ \text{Area} &= \frac{1}{2} \times 8 \times 7 \\ &= \underline{28} \text{ sq.ft.} \end{aligned}$$

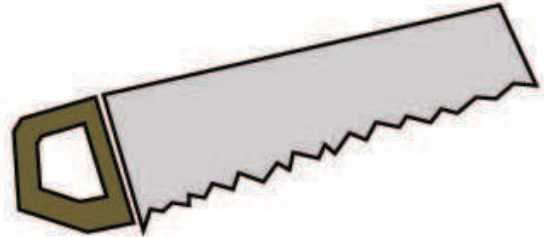
Answer Sheet

Units of Measurement

Help Franky decide what is the best unit of measurement to bulid areas of his house!

1. Length of the bedroom

- a. Inches b. Miles
c. Millimeters **d. Feet**



2. Height of ceiling

- a. Feet** b. Kilometers
c. Miles d. Centimeters

3. Width of fence boards

- a. Miles b. Yards
c. Inches d. Feet

4. Water for pool

- a. Cups **b. Gallons**
c. Tablespoons d. Liters

5. Length of lawn

- a. Centimeters b. Kilometers
c. Yards d. Inches



Answer Sheet

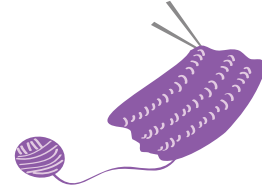
Math
Time

Hours, Days, and Weeks

Answer the questions by converting the units of time.
Remember, 1 day equals 24 hours and 1 week equals 7 days.

Grandma knitted a scarf for me in 2 weeks. How many days did it take her?

$$(2 \text{ weeks}) \times (7 \text{ days}) = 14 \text{ days}$$



Mr. Waterstone wrote a letter to Ms. Jacobs. It took 4 weeks to arrive. How many days did it take?

$$(4 \text{ weeks}) \times (7 \text{ days}) = 28 \text{ days}$$



Tom rode a hot air balloon across the ocean. He was on the balloon for 3 days. How many hours was he on the balloon?

$$(3 \text{ days}) \times (24 \text{ hours}) = 72 \text{ hours}$$



It took Mr. Carpenter a week and one day to fix the fence. How many hours did he spend fixing the fence?

$$(1 \text{ week}) + (1 \text{ day}) = 8 \text{ days}$$
$$(8 \text{ days}) \times (24 \text{ hours}) = 192 \text{ hours}$$



Meg read a book in 3 weeks, 2 days, and 3 hours. How many hours did she spend reading the book?

$$(3 \text{ weeks}) + (2 \text{ days}) = 23 \text{ days}$$
$$(23 \text{ days}) \times (24 \text{ hours}) = 552 \text{ hours}$$
$$(552 \text{ hours}) + (3 \text{ hours}) = 555 \text{ hours}$$



Answer Sheet

Math
Time

Answer Sheet

The Right Time

Answer the questions by converting the units of time.
Remember, 1 hour equals 60 minutes and 1 minute equals 60 seconds.

Pete and Sam practice singing 2 hours everyday. How many minutes do they practice each day?



$$2 \text{ hours} \times 60 \text{ minutes} = 120 \text{ minutes}$$

Jenny plays her trumpet for 1 hour and 45 minutes every evening. How many minutes does she practice each night?



$$60 + 45 = 105 \text{ minutes}$$

Lynn gives a piano lesson after school everyday. Today she taught for 95 minutes. How many hours did she teach today?

$$\frac{95}{60} = 1 \text{ hour } 35 \text{ minutes}$$



Amy played flute during her recital. The song lasted for 303 seconds. How many minutes did she play?

$$\frac{303}{60} = 5 \text{ minutes } 3 \text{ seconds}$$



Denny danced to all the songs on his mp3 player. His mp3 player has 200 minutes and 180 seconds of music. How many hours did he dance?

$$\frac{180}{60} = 3 \text{ minutes} \quad \frac{200}{60} = 3 \text{ hours } 20 \text{ minutes}$$

$$3 \text{ hours } 23 \text{ minutes}$$



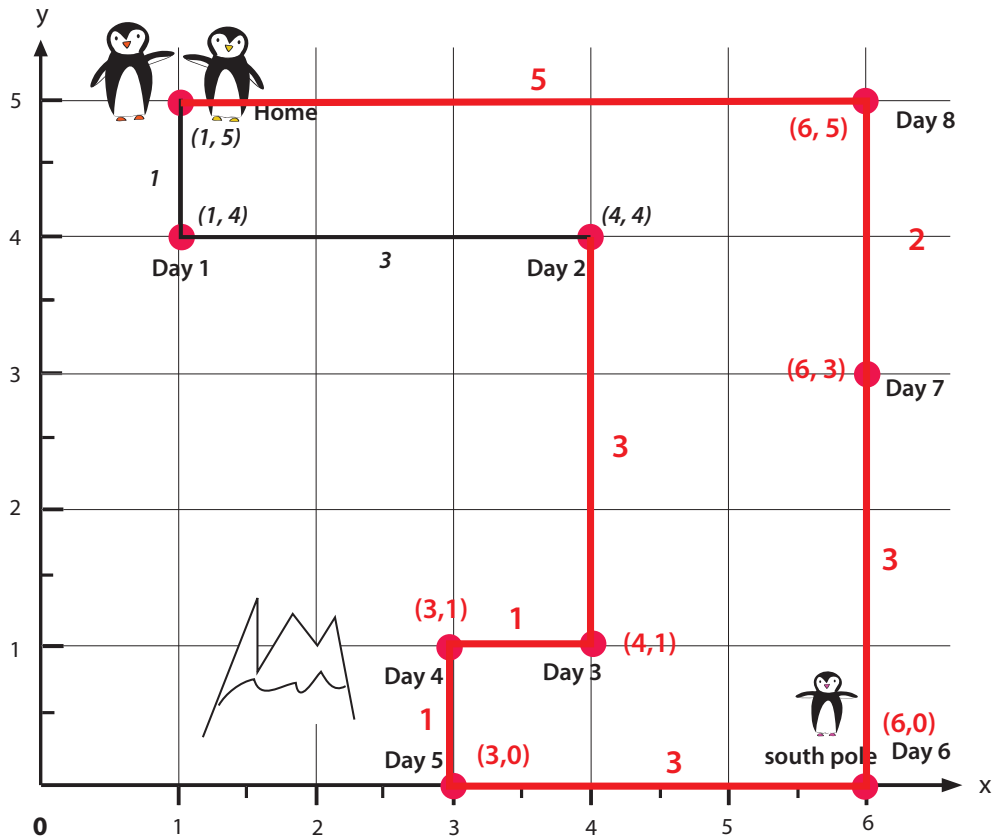
Answer Sheet

Answer Sheet

Traveling to the South Pole: Practice Coordinates and Perimeter

The penguin parents are traveling to the South Pole to pick up their baby, stopping at each point on the grid along the way. Then together, the three of them will go back home in a different route. See how far their route is by finding the distance between the coordinates (see examples below).

Review: The first number refers to X coordinate. The second number refers to Y coordinate.



Example:

Day 1: Distance between home (1, 5) to Day 1 stop (1, 4). Subtract difference of Y-value of each location. Y value of home = 5, Y value of Day 1 stop = 4.

Therefore, the distance is $5 - 4 = 1$. Then draw a line from each point and write 1.

Day 2: Distance between Day 1 stop (1, 4) to Day 2 stop (4, 4). Subtract difference of X-value of each location. X value of Day 2 stop = 4, X value of Day 1 stop = 1.

Therefore, the distance is $4 - 1 = 3$. Then draw a line from each point and write 3.

Day 3: (4,1)

$$4 - 1 = 3$$

Day 4: (3,1)

$$4 - 3 = 1$$

Day 5: (3,0)

$$1 - 0 = 1$$

Day 6: (6,0)

$$6 - 3 = 3$$

Day 7: (6,3)

$$3 - 0 = 3$$

Day 8: (6,5)

$$5 - 3 = 2$$

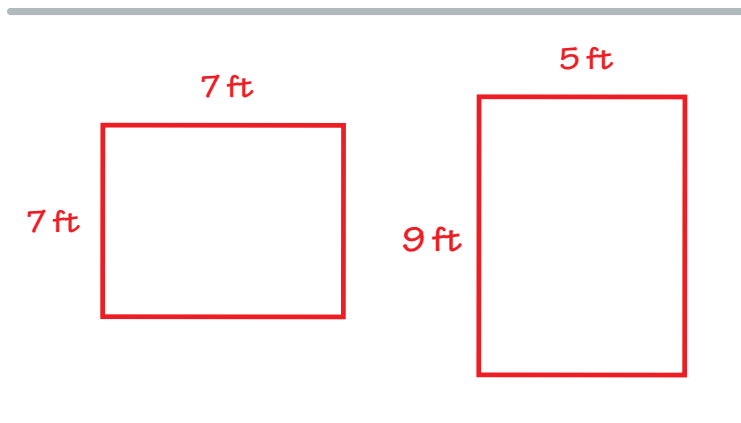
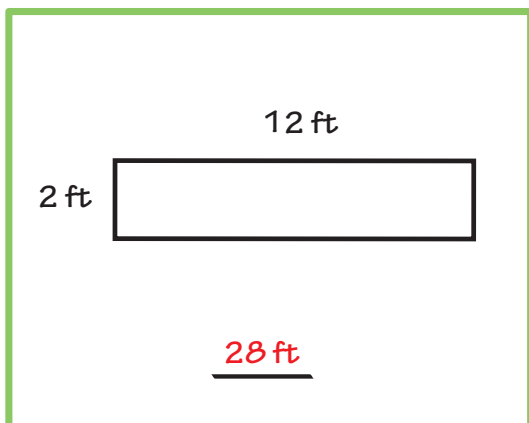
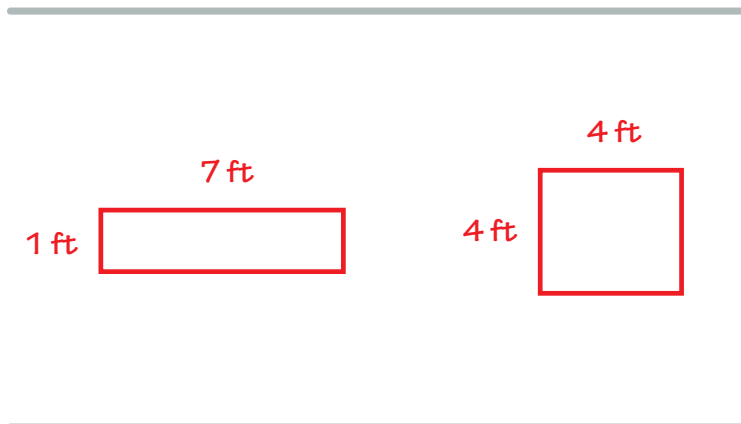
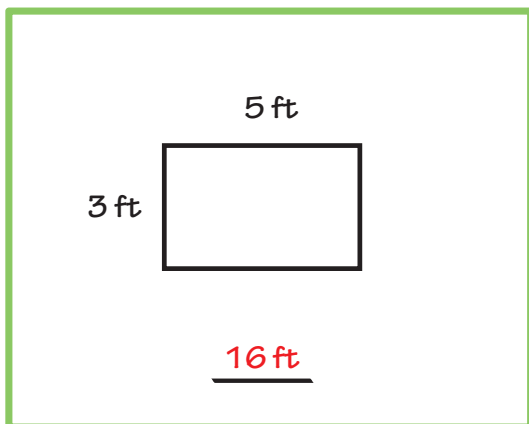
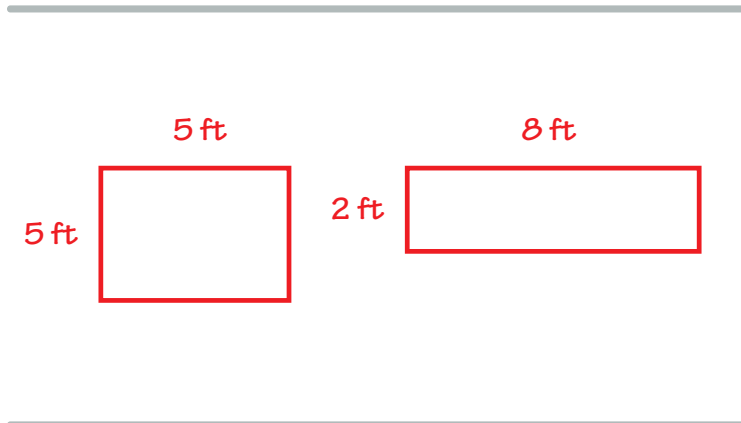
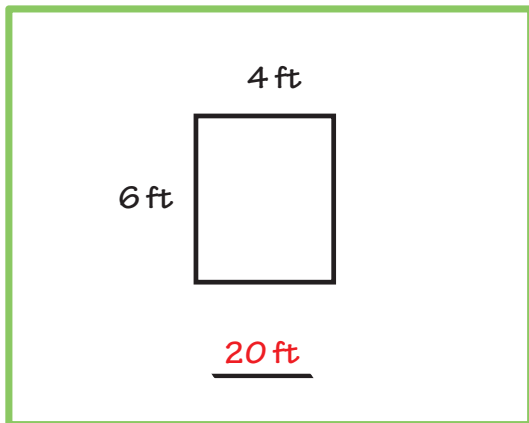
Day 8 to Home:

$$6 - 1 = 5$$

Answer Sheet

PERIMETER MATCH

Find the **perimeter** of each rectangle, then draw at least 2 rectangles that have the same perimeter.



Answer Sheet

4th Grade

Geometry Detective: Triangle Answer Sheet

#2

Find area of each triangle using clues from the lengths provided. Show your work.

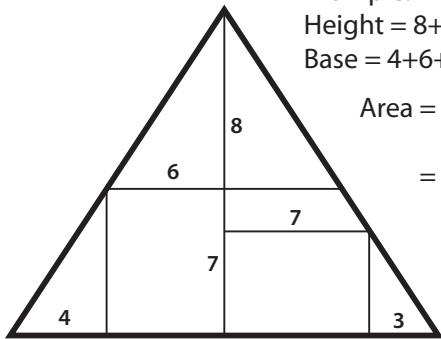
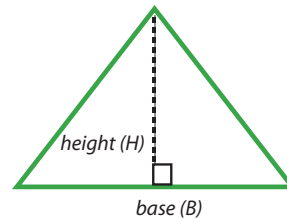
Review:

$$\text{Triangle Area} = \frac{1}{2} \times \text{base} \times \text{height}$$

The height of a triangle is the distance from the base to its opposite vertex, or angle.

The base of a triangle can be any of its sides.

The height line and base must be perpendicular to each other.



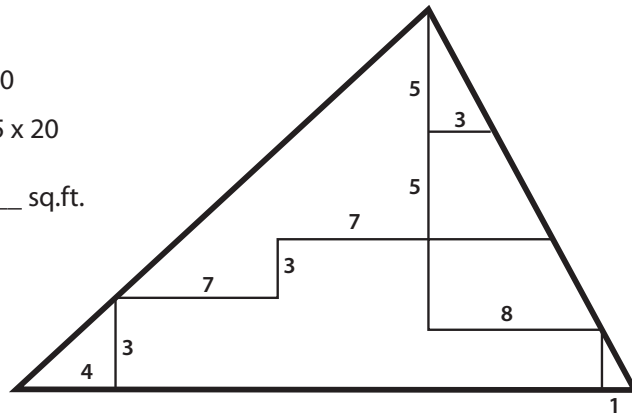
Example:

$$\text{Height} = 8 + 7 = 15$$

$$\text{Base} = 4 + 6 + 7 + 3 = 20$$

$$\text{Area} = \frac{1}{2} \times 15 \times 20$$

$$= \underline{150} \text{ sq.ft.}$$

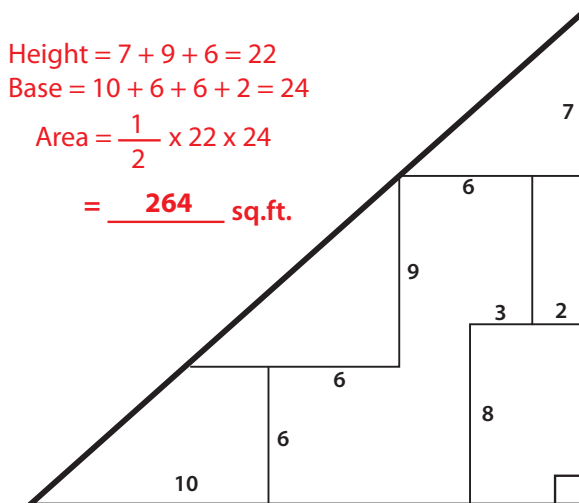


$$\text{Height} = 5 + 5 + 3 + 3 = 16$$

$$\text{Base} = 4 + 7 + 7 + 8 + 1 = 27$$

$$\text{Area} = \frac{1}{2} \times 16 \times 27$$

$$= \underline{216} \text{ sq.ft.}$$

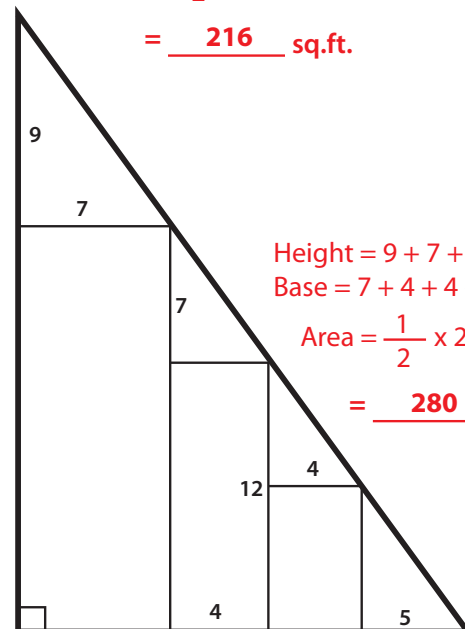


$$\text{Height} = 7 + 9 + 6 = 22$$

$$\text{Base} = 10 + 6 + 6 + 2 = 24$$

$$\text{Area} = \frac{1}{2} \times 22 \times 24$$

$$= \underline{264} \text{ sq.ft.}$$



$$\text{Height} = 9 + 7 + 12 = 28$$

$$\text{Base} = 7 + 4 + 4 + 5 = 20$$

$$\text{Area} = \frac{1}{2} \times 28 \times 20$$

$$= \underline{280} \text{ sq.ft.}$$

Answer Sheet



Answer Sheet

Obtuse Triangle: Practice Finding Area

Use the clues provided to find the area of each triangle. Show your work.

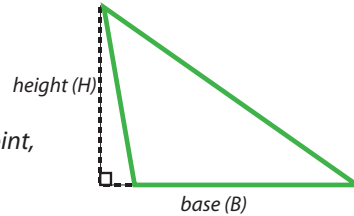
Review:

$$\text{Triangle Area} = \frac{1}{2} \times \text{base} \times \text{height}$$

The base of a triangle can be any one of its sides.

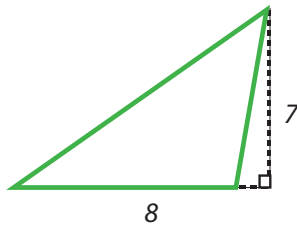
The height is the distance from a base to its opposite point, or vertex.

A base must be perpendicular to its height.



An obtuse triangle is a triangle that has one obtuse angle (an angle that is greater than 90 degrees).

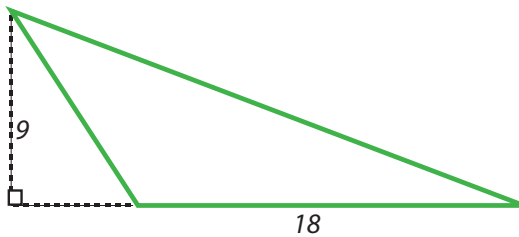
Example:



$$\begin{aligned} \text{Base} &= \underline{8} \text{ ft.} \\ \text{Height} &= \underline{7} \text{ ft.} \end{aligned}$$

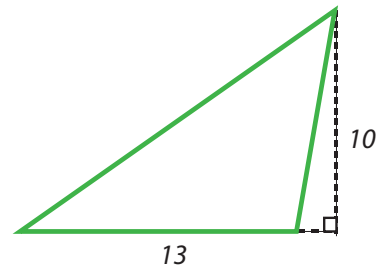
$$\begin{aligned} \text{Area} &= \frac{1}{2} \times 8 \times 7 \\ &= \underline{28} \text{ ft.} \end{aligned}$$

1



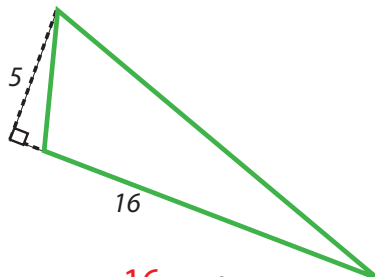
$$\begin{aligned} \text{Base} &= \underline{18} \text{ ft.} \\ \text{Height} &= \underline{9} \text{ ft.} \\ \text{Area} &= \frac{1}{2} \times 18 \times 9 \\ &= \underline{81} \text{ sq.ft.} \end{aligned}$$

2



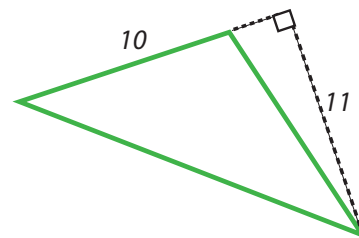
$$\begin{aligned} \text{Base} &= \underline{13} \text{ ft.} \\ \text{Height} &= \underline{10} \text{ ft.} \\ \text{Area} &= \frac{1}{2} \times 13 \times 10 \\ &= \underline{65} \text{ sq.ft.} \end{aligned}$$

3



$$\begin{aligned} \text{Base} &= \underline{16} \text{ ft.} \\ \text{Height} &= \underline{5} \text{ ft.} \\ \text{Area} &= \frac{1}{2} \times 16 \times 5 \\ &= \underline{40} \text{ sq.ft.} \end{aligned}$$

4



$$\begin{aligned} \text{Base} &= \underline{10} \text{ ft.} \\ \text{Height} &= \underline{11} \text{ ft.} \\ \text{Area} &= \frac{1}{2} \times 10 \times 11 \\ &= \underline{55} \text{ sq.ft.} \end{aligned}$$



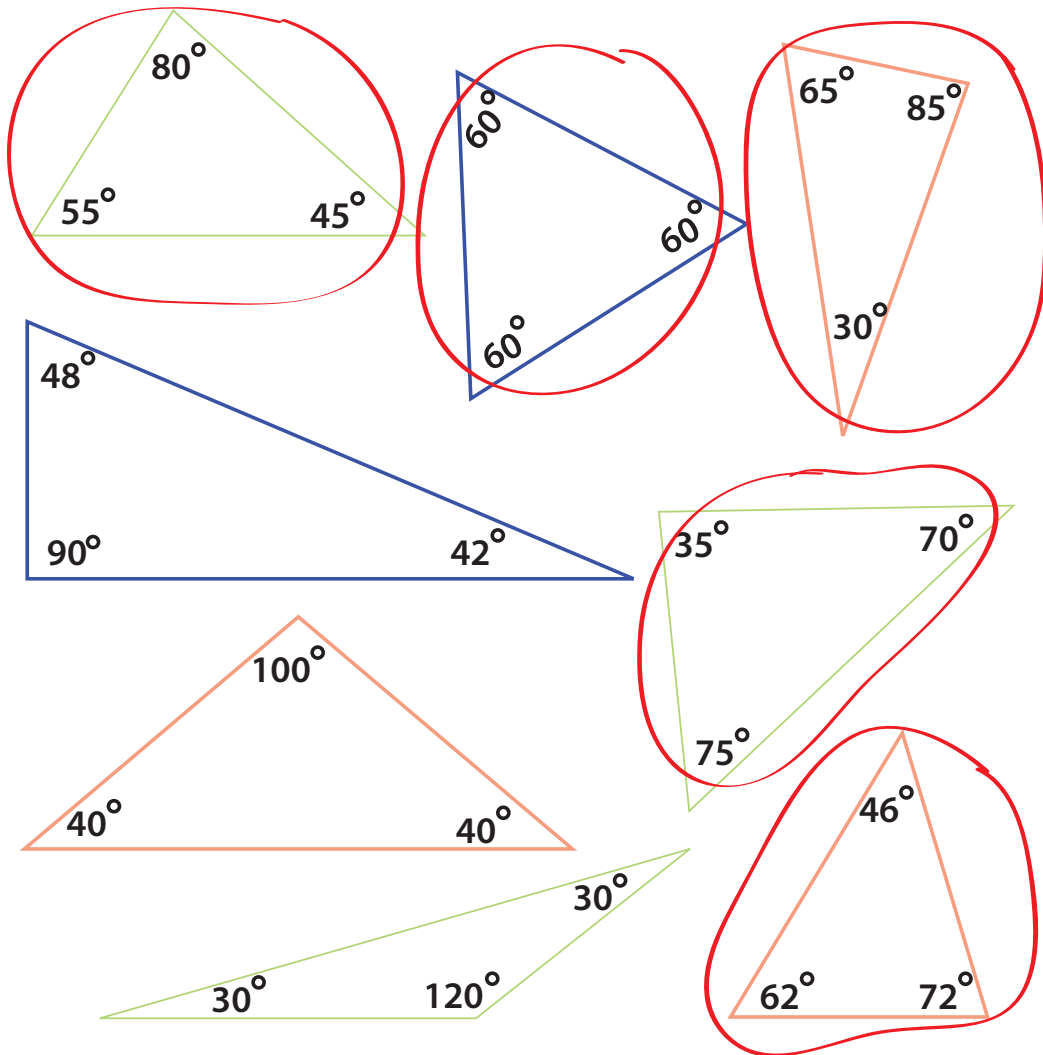
Answer Sheet

Math
Geometry

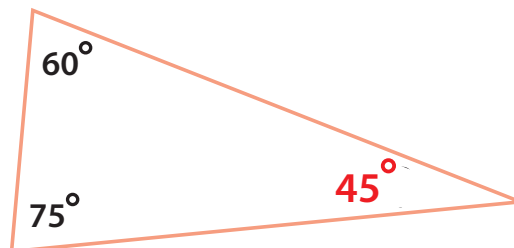
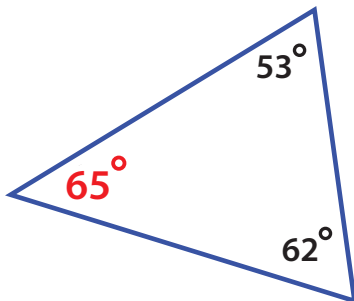
Answer Sheet

Identifying Triangles: Acute Triangles

An acute triangle is a triangle that has three acute angles (angles that each measure less than 90 degrees). Circle the acute triangles below.



Find the value of the missing angles in these acute triangles. Remember, the three angles in a triangle must add up to 180 degrees.



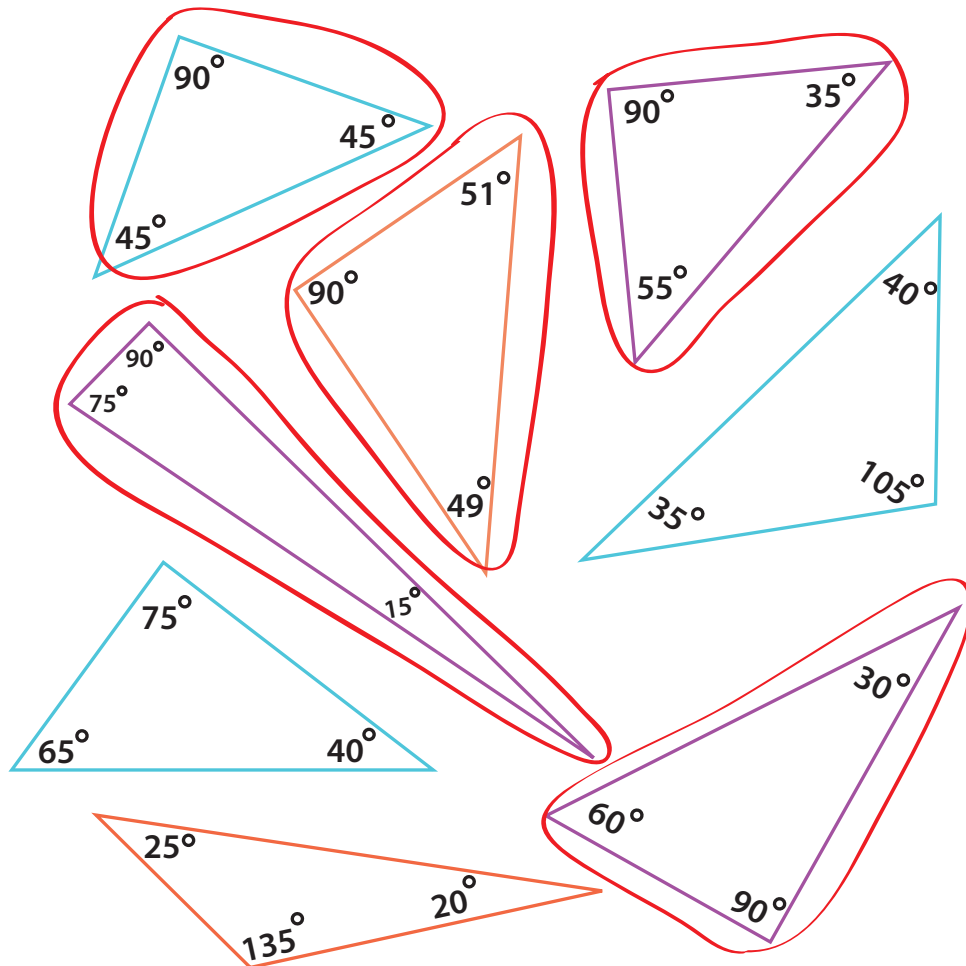
Answer Sheet

Math
Geometry

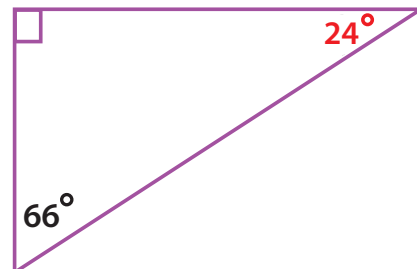
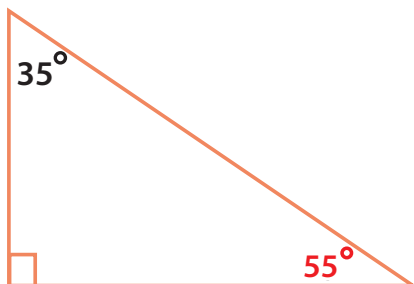
Answer Sheet

Identifying Triangles: Right Triangles

A right triangle is a triangle that has one right angle (90 degree angle).
Circle the triangles that is a right triangle.



Find the value of the missing angles in these right triangles. Remember, three angles in every triangle always add up to 180 degree.

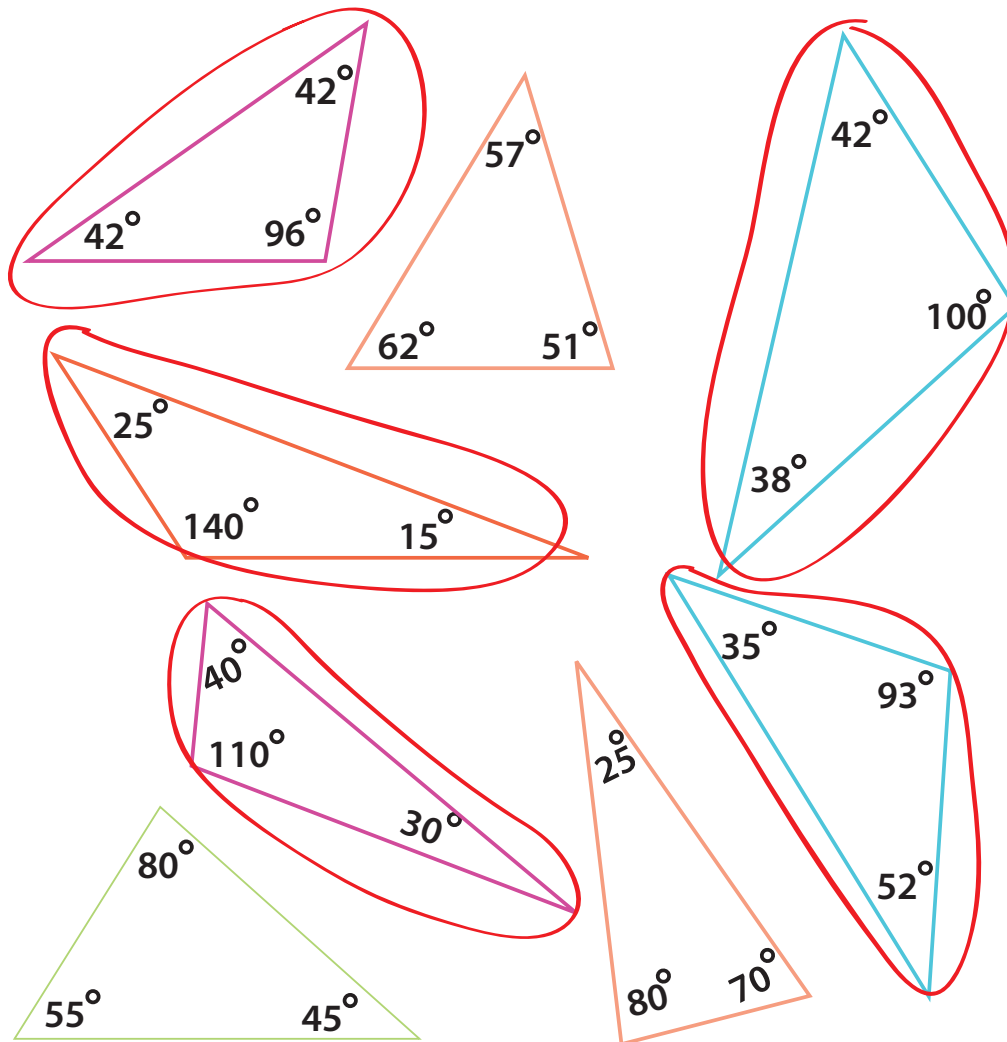


Answer Sheet

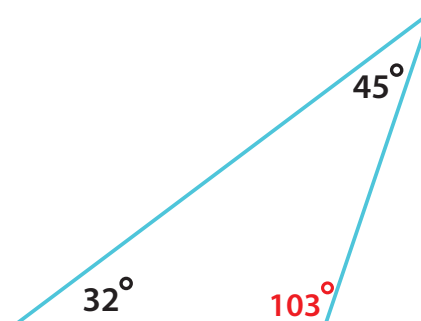
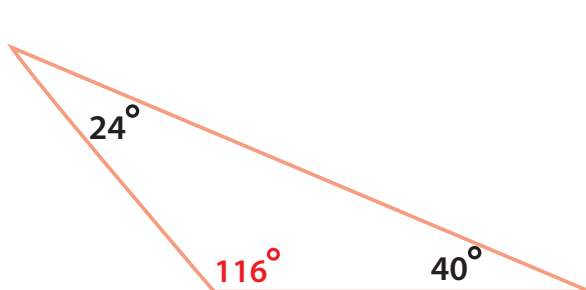
Math
Geometry

Answer Sheet Identifying Triangles: Obtuse Triangles

An obtuse triangle is a triangle that has one obtuse angle (an angle that measures more than 90 degrees). Circle the obtuse triangles below.



Find the value of the missing angles in these obtuse triangles. Remember, the three angles in a triangle must add up to 180 degrees.



Answer Sheet

4th Grade

Geometry Detective: Triangle Answer Sheet

#3

Find the area of each triangle using clues from the lengths provided. Show your work.

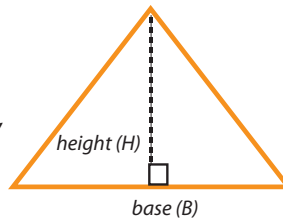
Review:

Triangle Area = $\frac{1}{2} \times \text{base} \times \text{height}$

The base of a triangle can be any one of its sides.

The height is the distance from a base to its opposite point, or vertex.

A base must be perpendicular to its height.

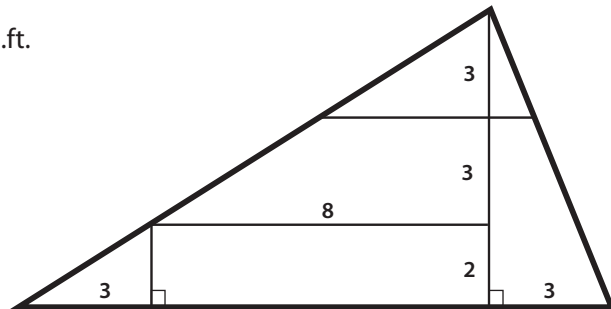
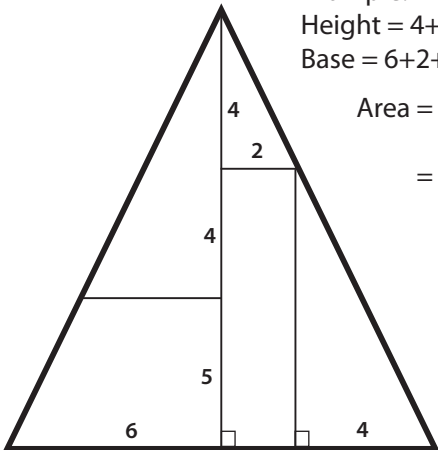


Example:

Height = $4+4+5 = 13$

Base = $6+2+4 = 12$

Area = $\frac{1}{2} \times 13 \times 12$
= 78 sq.ft.



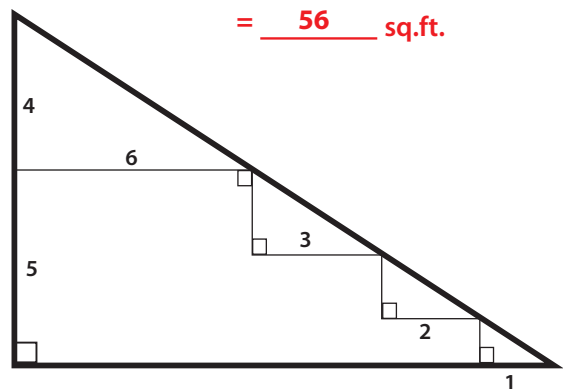
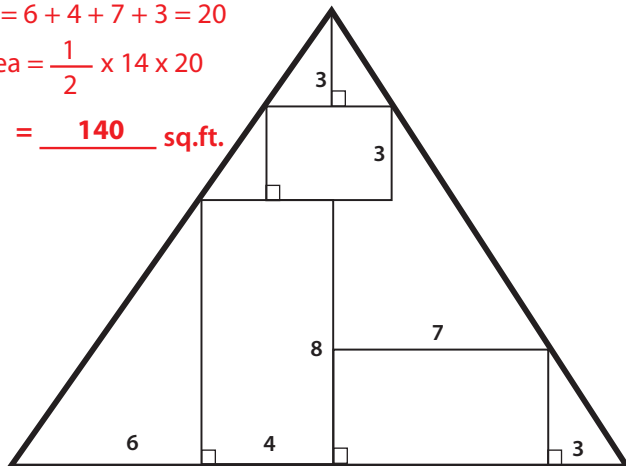
Height = $2 + 3 + 3 = 8$

Base = $3 + 8 + 3 = 14$

Area = $\frac{1}{2} \times 8 \times 14$
= 56 sq.ft.

Height = $8 + 3 + 3 = 14$
Base = $6 + 4 + 7 + 3 = 20$

Area = $\frac{1}{2} \times 14 \times 20$
= 140 sq.ft.



Height = $4 + 5 = 9$

Base = $6 + 3 + 2 + 1 = 12$


Area = $\frac{1}{2} \times 9 \times 12$
= 54 sq.ft.

Answer Sheet

PERIMETER MATCH

Find the **perimeter** of each rectangle, then draw at least 2 rectangles that have the same perimeter.

9 ft




4 ft

$$4 \text{ ft} + 4 \text{ ft} + 9 \text{ ft} + 9 \text{ ft} =$$


26 ft

7 ft




6 ft

5 ft



8 ft


4 ft



2 ft


12 ft

5 ft




1 ft

3 ft



3 ft


3 ft



6 ft


18 ft

5 ft



4 ft

2 ft



7 ft

Answer Sheet

4th
Grade

Answer Sheet Right Triangle: Practice Finding Area

Use the clues provided to find the area of each triangle. Show your work.

Review:

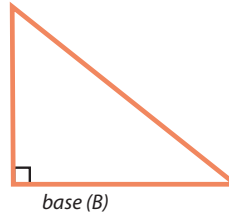
$$\text{Triangle Area} = \frac{1}{2} \times \text{base} \times \text{height}$$

The base of a triangle can be any one of its sides.

The height is the distance from a base to its opposite point, or vertex.

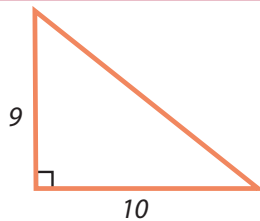
A base must be perpendicular to its height.

height (H)



A right triangle is a triangle that has one right angle (90 degree angle). So the height is the side of a triangle.

Example:

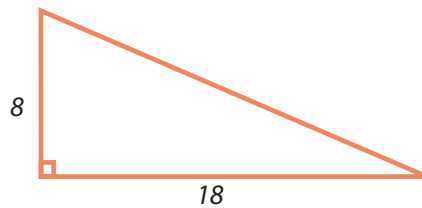


$$\text{Base} = \underline{10} \text{ ft.}$$

$$\text{Height} = \underline{9} \text{ ft.}$$

$$\begin{aligned} \text{Area} &= \frac{1}{2} \times 10 \times 9 \\ &= \underline{45} \text{ sq.ft.} \end{aligned}$$

1

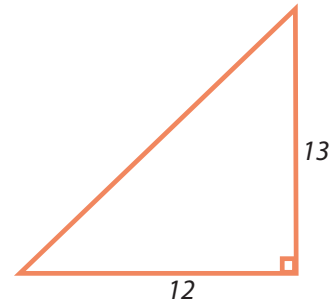


$$\text{Base} = \underline{18} \text{ ft.}$$

$$\text{Height} = \underline{8} \text{ ft.}$$

$$\begin{aligned} \text{Area} &= \frac{1}{2} \times 18 \times 8 = 72 \\ &= \underline{72} \text{ sq.ft.} \end{aligned}$$

2

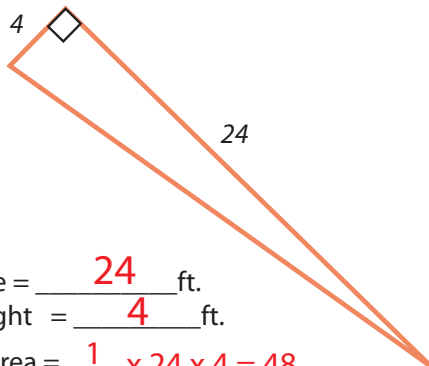


$$\text{Base} = \underline{12} \text{ ft.}$$

$$\text{Height} = \underline{13} \text{ ft.}$$

$$\begin{aligned} \text{Area} &= \frac{1}{2} \times 12 \times 13 = 78 \\ &= \underline{78} \text{ sq.ft.} \end{aligned}$$

3

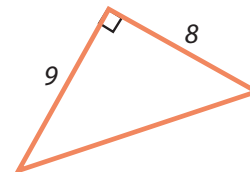


$$\text{Base} = \underline{24} \text{ ft.}$$

$$\text{Height} = \underline{4} \text{ ft.}$$

$$\begin{aligned} \text{Area} &= \frac{1}{2} \times 24 \times 4 = 48 \\ &= \underline{48} \text{ sq.ft.} \end{aligned}$$

4



$$\text{Base} = \underline{8} \text{ ft.}$$

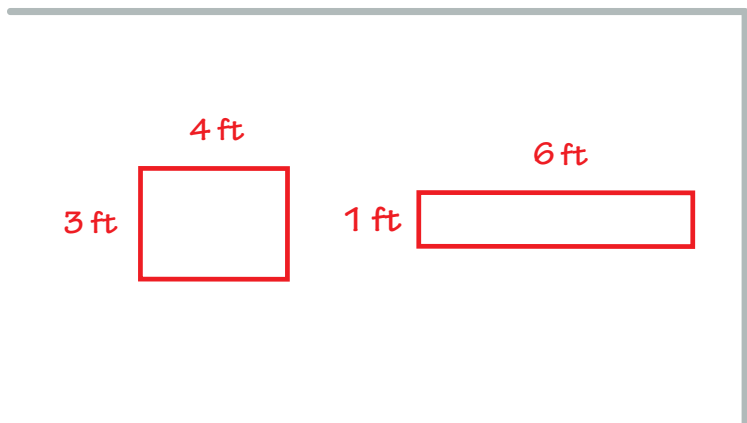
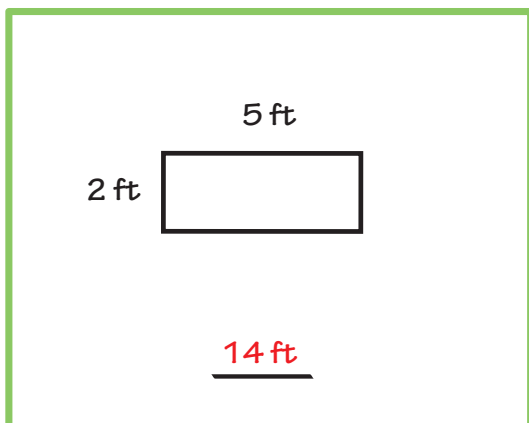
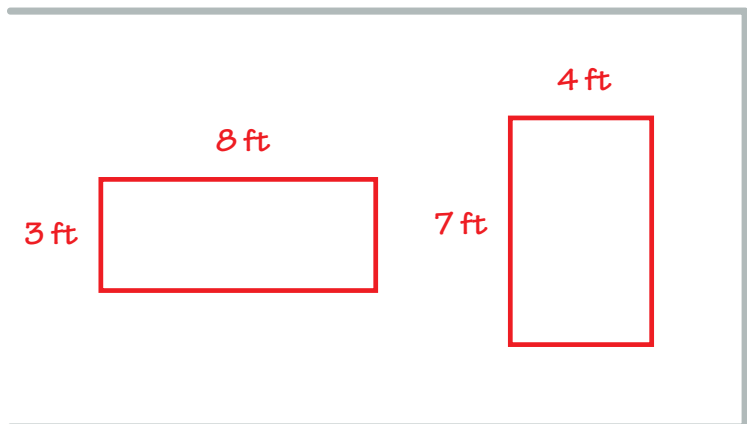
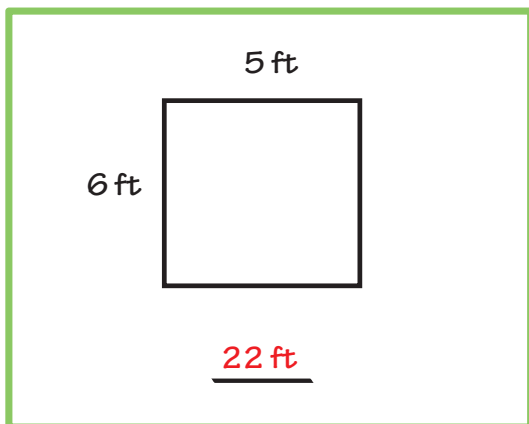
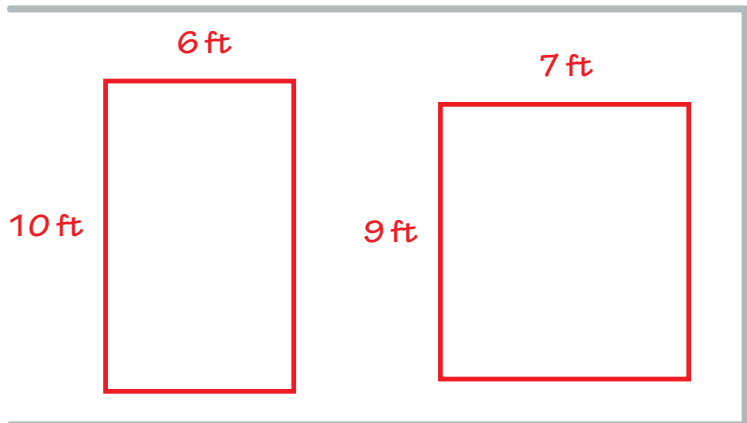
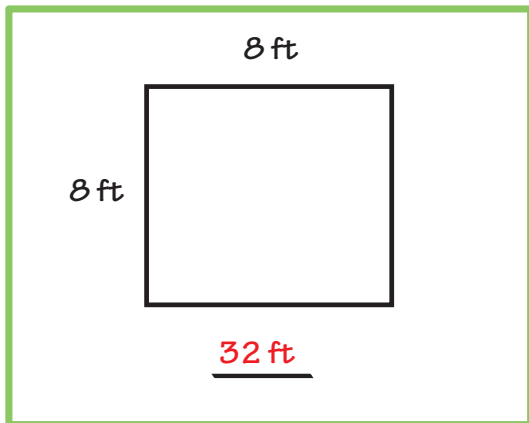
$$\text{Height} = \underline{9} \text{ ft.}$$

$$\begin{aligned} \text{Area} &= \frac{1}{2} \times 8 \times 9 = 36 \\ &= \underline{36} \text{ sq.ft.} \end{aligned}$$

Answer Sheet

PERIMETER MATCH

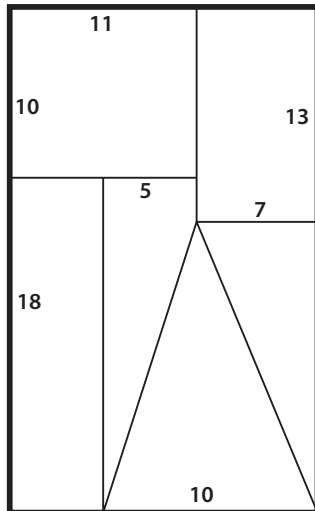
Find the **perimeter** of each rectangle, then draw at least 2 rectangles that have the same perimeter.



Answer Sheet

Finding Area: Medium Answer sheet

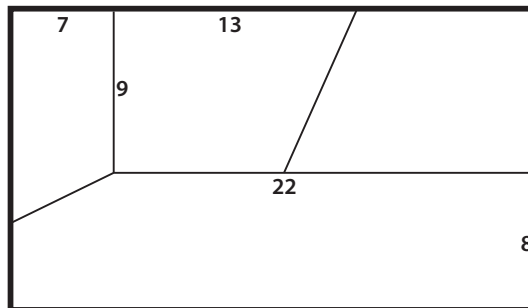
$$11 + 7 = 18$$



$$10 + 18 = 28$$

$$\text{Area} = 18 \times 28 = 504 \text{ sq.ft.}$$

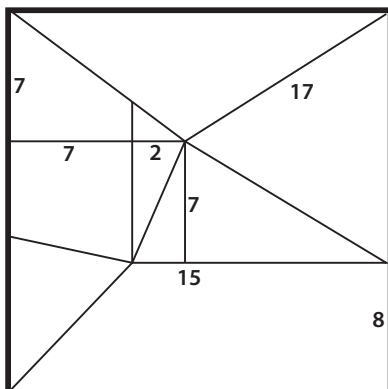
$$7 + 22 = 29$$



$$9 + 8 = 17$$

$$\text{Area} = 29 \times 17 = 493 \text{ sq.ft.}$$

$$7 + 15 = 22$$



$$7 + 7 + 8 = 22$$

$$\text{Area} = 22 \times 22 = 484 \text{ sq.ft.}$$

Answer Sheet

Answer Sheet

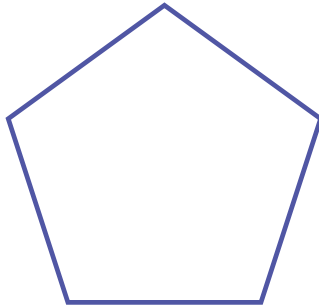


Pentagon: Calculating Area

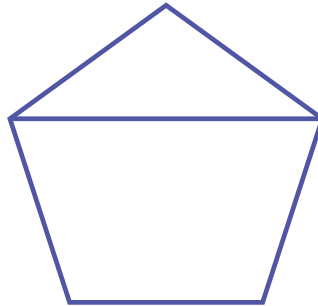
Various answers can apply.
Here are a few examples.

A pentagon contains many shapes that you probably already know. Use a ruler to divide the pentagon into regular shapes that you are familiar with. Then, name the shapes you created. This will help you practice finding the area of irregular shapes.

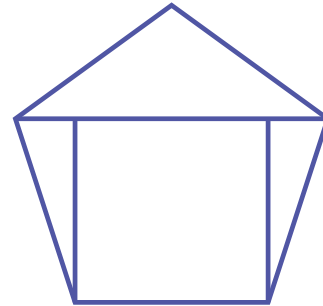
Example:



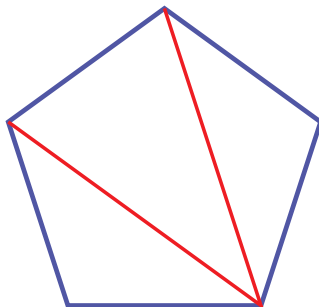
One pentagon



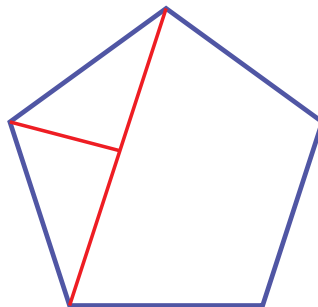
One triangle
One trapezoid



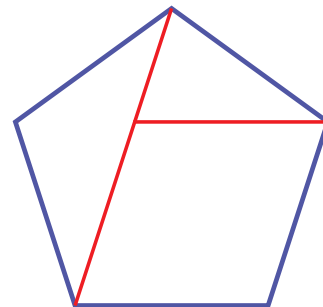
Three triangles
One rectangle



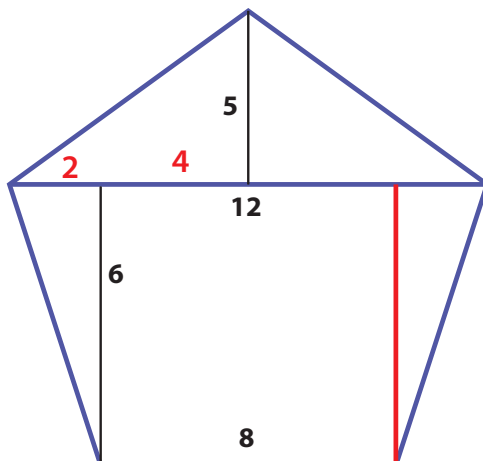
Three triangles



Two triangles
One trapezoid



One trapezoid
Two triangles



Challenge!

Calculate the area of this pentagon using the heights and lengths of the geometric shapes.

$$\text{triangle area} = \frac{1}{2} \text{ base} \times \text{height}$$

$$\frac{1}{2} \times 2 \times 6 = 6$$

$$6 \times 2 \text{ triangles} = 12$$

$$\text{rectangle area} = \text{length} \times \text{width}$$

$$8 \times 6 = 48$$

$$48 \times 1 \text{ rectangle} = 48$$

$$\frac{1}{2} \times 6 \times 5 = 15$$

$$15 \times 2 \text{ triangles} = 30$$

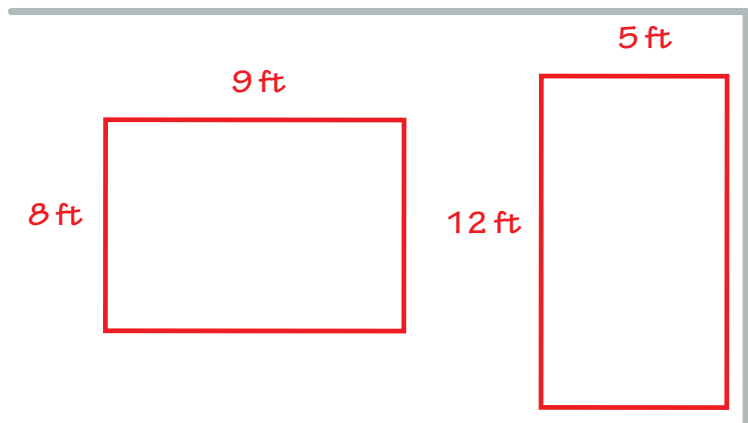
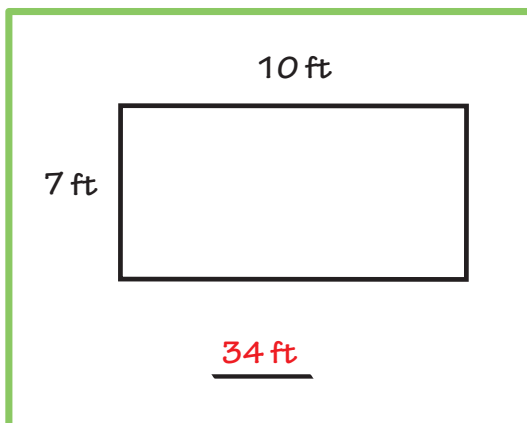
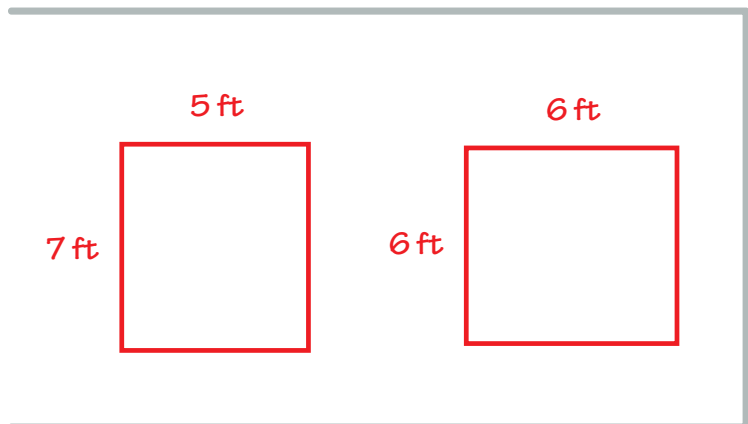
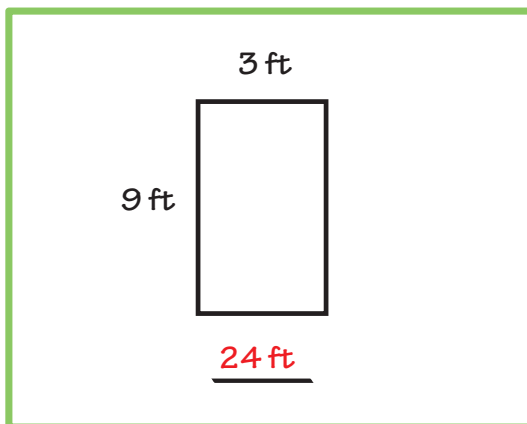
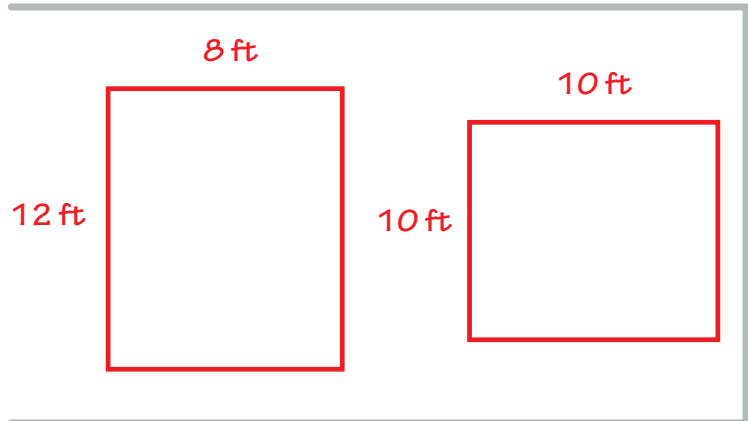
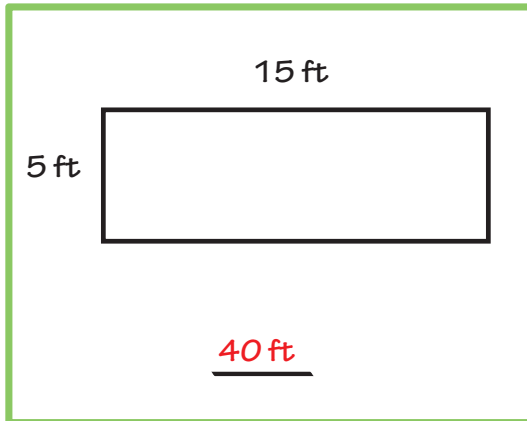
$$12 + 30 + 48 =$$

90

Answer Sheet

PERIMETER MATCH

Find the **perimeter** of each rectangle, then draw at least 2 rectangles that have the same perimeter.



Answer Sheet

4th Grade

Find a New Home Answer Sheet

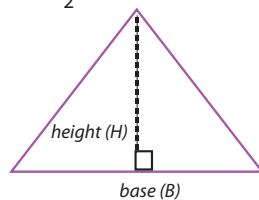


Help Mr. Rabbit find his new home. The total area of his place has to be at least **60** square feet. This includes the area of a roof (triangle) plus the area of the house (rectangle).

Review:

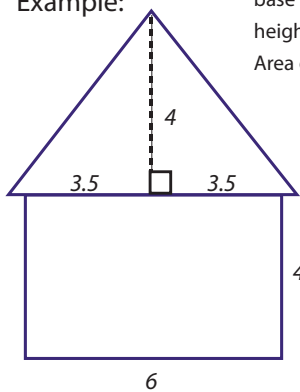
Rectangle Area = length x width

Triangle Area = $\frac{1}{2}$ x base x height



The base of a triangle can be any one of its sides.
The height is the distance from a base to its opposite point, or vertex.
A base must be perpendicular to its height.

Example:



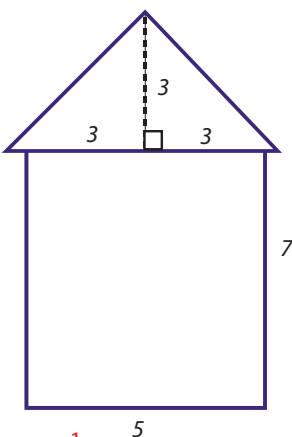
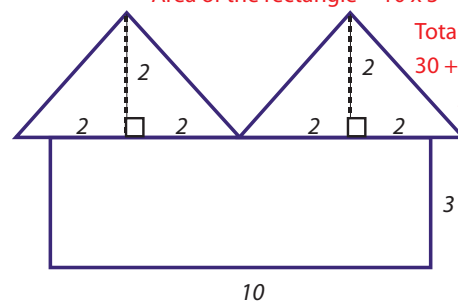
base = $3.5 + 3.5 = 7$
height = 4
Area of the roof = $\frac{1}{2}$ x base x height
= $\frac{1}{2}$ x $7 \times 4 = 14$
Area of the rectangle = $6 \times 4 = 24$
Total area = $14 + 24 = 38$ square feet.

base = 4
height = 2

Area of the roof = $\frac{1}{2} \times 4 \times 2 = 4$ $4 \times 2 = 8$

Area of the rectangle = $10 \times 3 = 30$

Total Area = $30 + 8 = 38$ square feet

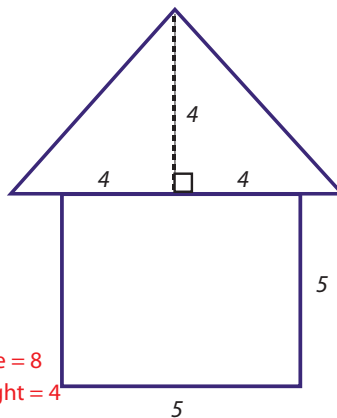


base = 6
height = 3

Area of the roof = $\frac{1}{2} \times 6 \times 3 = 9$

Area of the rectangle = $7 \times 5 = 35$

Total Area = $9 + 35 = 44$ square feet

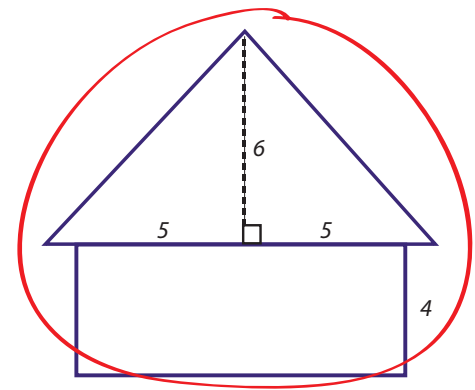


base = 8
height = 4

Area of the roof = $\frac{1}{2} \times 8 \times 4 = 16$

Area of the rectangle = $5 \times 5 = 25$

Total Area = $16 + 25 = 41$ square feet



base = 10
height = 6

Area of the roof = $\frac{1}{2} \times 10 \times 6 = 30$

Area of the rectangle = $4 \times 8 = 32$

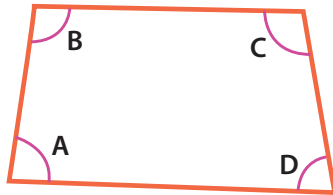
Total Area = $30 + 32 = 62$ square feet

Answer Sheet

Math
Geometry

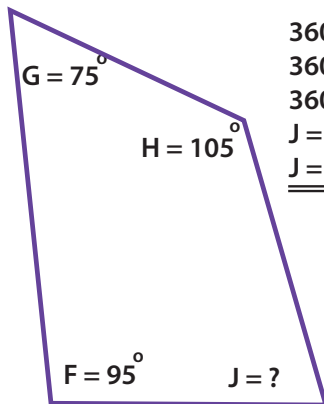
Answer Sheet The Missing Angle: Quadrilaterals

In every quadrilateral, all four angles add up to 360° .

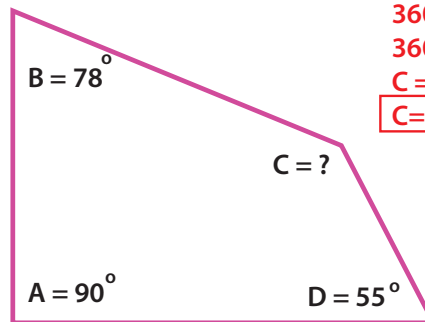


$$360 = A + B + C + D$$

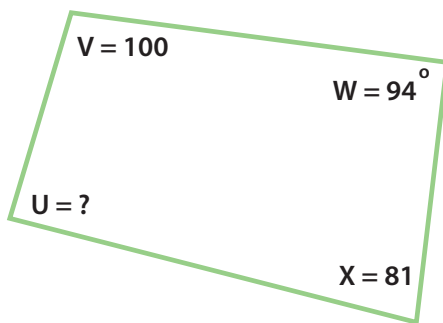
Use this rule to find the missing angle in the quadrilaterals. See the example.



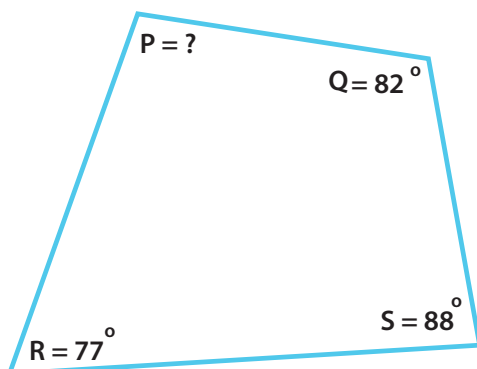
$$\begin{aligned} 360^\circ &= F + G + H + J \\ 360^\circ &= 95^\circ + 75^\circ + 105^\circ + J \\ 360^\circ &= 275^\circ + J \\ J &= 360^\circ - 275^\circ \\ J &= \underline{85^\circ} \end{aligned}$$



$$\begin{aligned} 360^\circ &= A + B + C + D \\ 360^\circ &= 90^\circ + 78^\circ + C + 55^\circ \\ 360^\circ &= 223^\circ + C \\ C &= 360^\circ - 223^\circ \\ C &= \underline{137^\circ} \end{aligned}$$



$$\begin{aligned} 360^\circ &= U + V + W + X \\ 360^\circ &= U + 100^\circ + 94^\circ + 81^\circ \\ 360^\circ &= 275^\circ + U \\ U &= 360^\circ - 275^\circ \\ U &= \underline{85^\circ} \end{aligned}$$



$$\begin{aligned} 360^\circ &= P + Q + R + S \\ 360^\circ &= P + 82^\circ + 77^\circ + 88^\circ \\ 360^\circ &= 247^\circ + P \\ P &= 360^\circ - 247^\circ \\ P &= \underline{113^\circ} \end{aligned}$$

Answer Sheet


M A T H
G E O M E T R Y



Answer Sheet

Parallel and Perpendicular lines

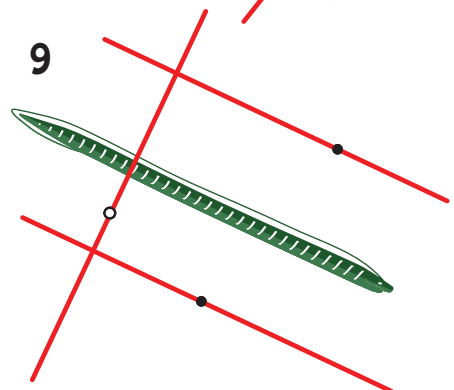
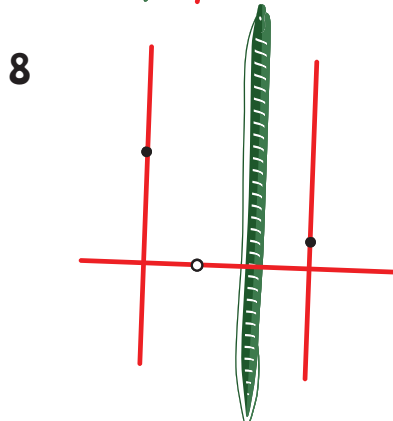
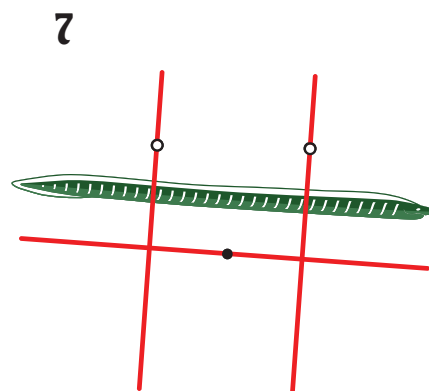
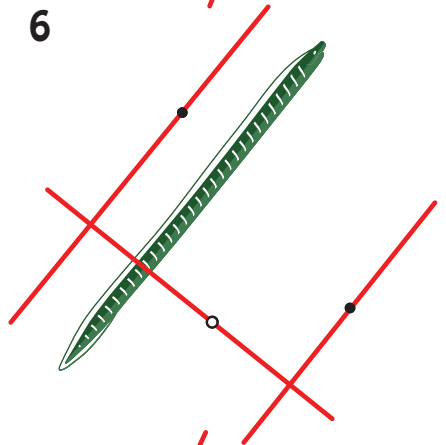
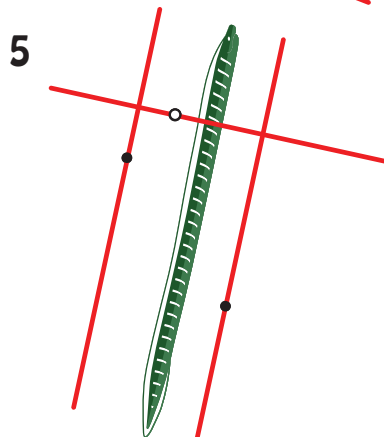
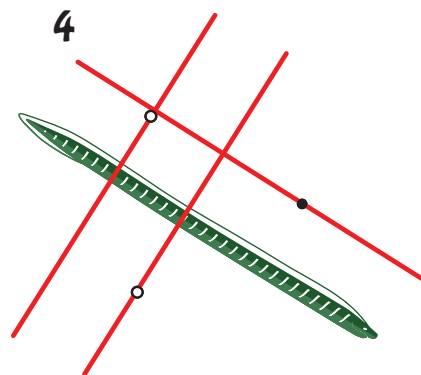
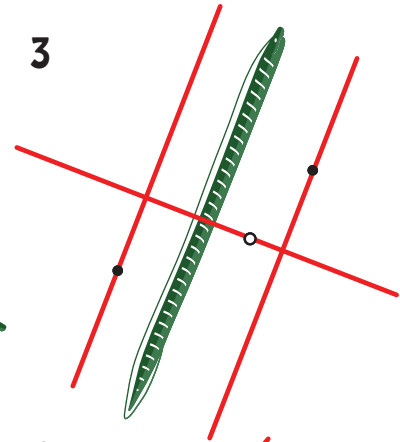
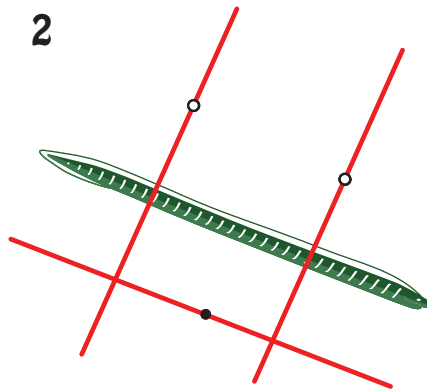
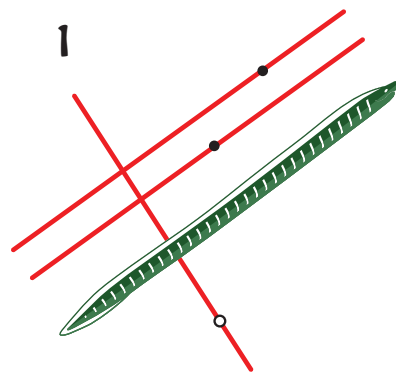
Elouisa the Eel



Elouisa the Eel needs help learning parallel and perpendicular lines. Draw parallel lines through the black dots and perpendicular lines through the white dots. Use a ruler to help you draw straight lines.

● Parallel

○ Perpendicular



Answer Sheet

M A T H
G E O M E T R Y

Answer Sheet

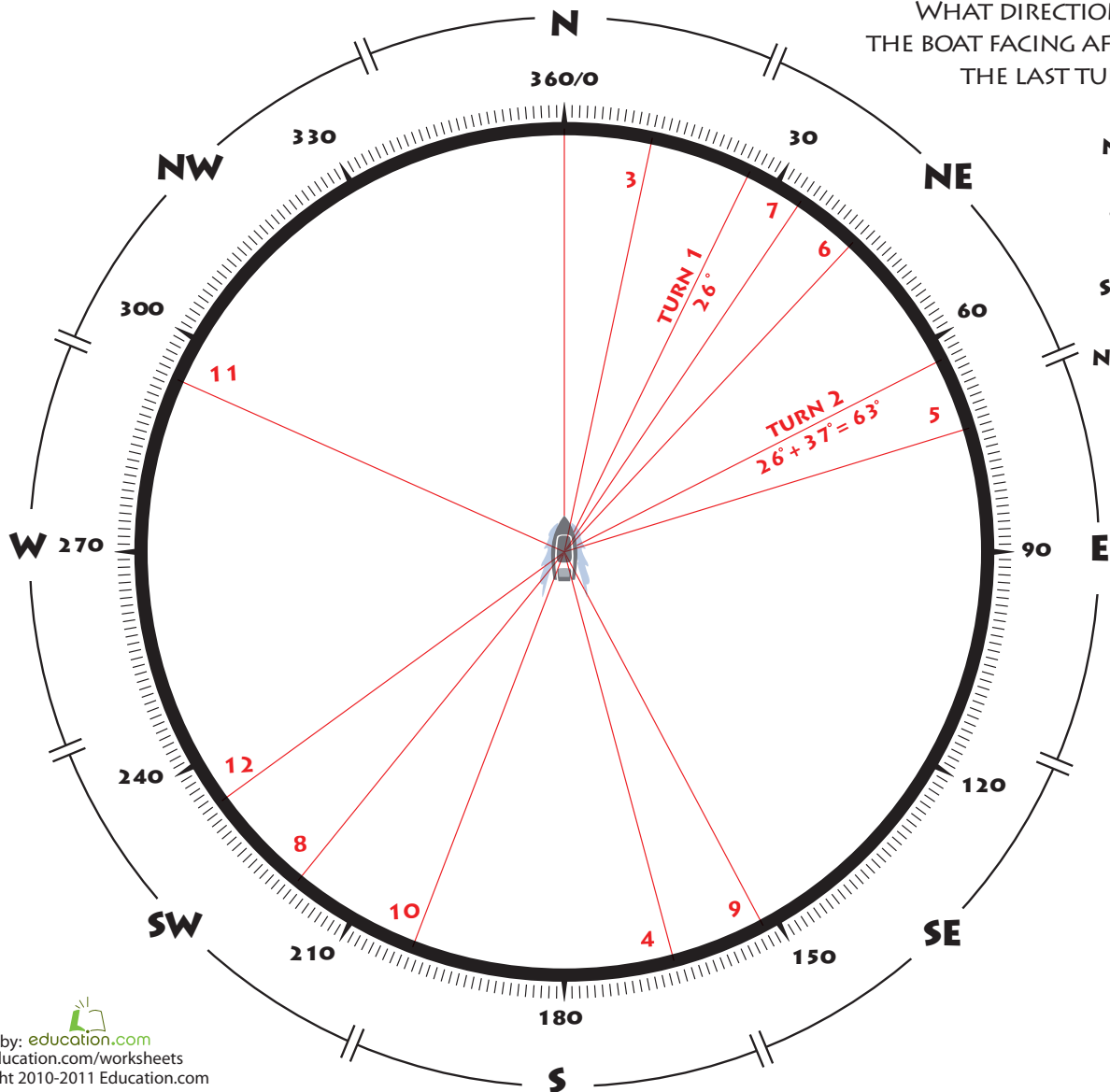
ANGLE STEERING



Steering a ship requires practice and precision. It also requires you to think about math and angles.

Turn the ship's wheel according to the angle measurements given. See the examples below. With each new turn, indicate the ship's new direction by drawing a line towards it. Turn clockwise if the angle is positive, counterclockwise if it is negative. Use a ruler to help you draw straight lines.

	1	2	3	4	5	6	7	8	9	10	11	12
Turn Degrees	+26°	+37°	-51°	+153°	-92°	-30°	-9°	+185°	-67°	+49°	+93°	-60°
New Direction	26°	63°	12°	165°	73°	43°	34°	219°	152°	201°	294°	234°



WHAT DIRECTION IS THE BOAT FACING AFTER THE LAST TURN?

- N
- NE
- E
- SE
- S
- SW
- W
- NW