


WORKING WORDS

K

Kindergarten


DOWN




ON




THROUGH



UNDER



UP



HE



SHE



IT



THEY



Table of Contents

Working Words

More Than One
Say It Another Way
Subject Pronouns: Picture Connecting
Pronoun Sentences
Changing Nouns Into Pronouns
Conjunctions
Which Conjunction Is It? #1
Which Conjunction Is It? #2
What is a Preposition?
Drawing Prepositions #1
Drawing Prepositions #2
Drawing Prepositions #3
Drawing Prepositions #4
Drawing Prepositions #5
Drawing Prepositions #6
Which One Is It? Practicing with Prepositions
Prepositions Crossword #1
Prepositions Crossword #2

Certificate of Completion



Want more workbooks? Join [Education.com Plus](http://www.education.com/education-plus/) to save time and money.
<http://www.education.com/education-plus/>

MORE THAN ONE

A noun is a word that is a person, place or thing. Nouns that describe only ONE thing are called **singular** nouns. Nouns that describe MORE THAN ONE are called **plural** nouns.

DIRECTIONS: Look at each picture below. Then add either an **s** or **es** to the end of each word to make the singular noun plural. Here is an example:


flowers




box




dress




bird



tomato



pig




rabbit




glass



fox



turtle



volcano



lion



bench



SAY IT ANOTHER WAY

A pronoun is a word that replaces a noun. Instead of saying *The girl picks flowers*, you can say *She picks flowers*. **The girl** is replaced by **she**.

DIRECTIONS: Draw a line to match the noun or group of nouns with the pronoun. The first one has been done for you.



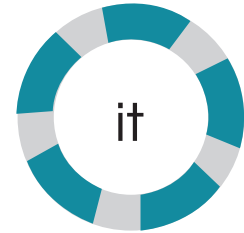
Sam and I



Jane



Mom and
Dad



Bob



the small
frog



SUBJECT PRONOUNS

PICTURE CONNECTING



DIRECTIONS: Draw lines connecting the pronoun to the correct picture.

HE



SHE



THEY




SHE



THEY



HE



THEY



IT



HE




SHE



IT



SHE



HE



THEY





PRONOUN SENTENCES



DIRECTIONS: Replace the words in parentheses with correct pronouns from the pronoun list.

* **PRONOUN LIST:** he, she, her, they, him

1. _____ (The boy) kicked the ball.
2. _____ (A girl) brushed her hair.
3. I read a book to _____ (my sister Kim).
4. _____ (The students) ate lunch in the classroom.
5. I asked _____ (Tom) to come over and play.
6. I helped _____ (Beth) wash the car.

* **NOW TRY TO WRITE A FEW PRONOUN SENTENCES OF YOUR OWN!**

1. ours - - - - -

- - - - -

2. you - - - - -

- - - - -

3. me - - - - -

CHANGING NOUNS INTO PRONOUNS

DIRECTIONS: Read each sentence below. Replace the underlined noun or nouns with a pronoun and then re-write the whole sentence on the blank line.

EXAMPLE:

David played the drums

CHANGES TO

He played the drums

1. Tim played checkers with Kay.

2. The store was filled with lots of toys.

3. Dad took my brother and me to the park.

4. Do you want to go to the movies with Jim and Pete?

5. Gus and Lisa walked to school together.

CONJUNCTIONS

Conjunctions are words that **link** sentences **together**. Read the list of conjunctions in the word bank. Then choose one conjunction to join together each set of sentences below. The first one has been done for you.

Example: She was going out to play **but** it rained.

because
since

so
and

then
while

if
but



He went to the toy store _____ bought a stuffed animal.



We went to the movies _____ out to dinner.



I baked cookies _____ they burned in the oven.



Ted stayed home from school _____ he was sick.



We flew our kite _____ the wind blew.



I will eat my vegetables _____ I can have a cookie for dessert.



I can go out to play _____ I finished all of my homework.



Will brought a pail and shovel to the beach _____ he could build a sandcastle.

Read both conjunctions next to each sentence. Decide which one fits best to make the sentence complete. Circle the correct conjunction and then write that word in the blank space.

◆ CHOICES ◆

1 The movie isn't in color. It's in black _____ white.

◀ and or ▶

2 He was tired _____ he went to bed.

◀ but so ▶

3 I think she's in fourth _____ fifth grade.

◀ and or ▶

4 We ran fast _____ missed the bus.

◀ but if ▶

5 I like vanilla _____ chocolate ice cream.

◀ and so ▶

6 Are we having pizza _____ tacos for lunch?

◀ or so ▶

7 The puppy is happy _____ he is playing in the park.

◀ because nor ▶

8 Breakfast is _____ lunch.

◀ before during ▶

Read both conjunctions next to each sentence. Decide which one fits best to make the sentence complete. Circle the correct conjunction and then write that word in the blank space.

◆ CHOICES ◆

- 1** He whispered _____ that only I could hear him. << if so >>
- 2** Do you like milk _____ juice? << but or >>
- 3** I could go on the ride _____ I was taller. << if so >>
- 4** I cannot fall asleep _____ it's quiet. << or unless >>
- 5** Ravens _____ owls are both birds. << after and >>
- 6** Fish can swim _____ not walk. << but unless >>
- 7** We slept _____ our mom woke us up. << because until >>
- 8** She jumped in the water _____ she knew how to swim. << because unless >>



WHAT IS A PREPOSITION?



A **preposition** is a word that links a noun or pronoun to another word in the same sentence. Here is an example: The bird is **in** the nest. The word **in** is a preposition. Prepositions are words that help answer questions like Where? When? and How?

READ THE SENTENCES BELOW. FIND AND CIRCLE THE PREPOSITION IN EACH SENTENCE.

1. The boy sleeps in his bed.
2. She opened presents during the party.
3. The library closes at 6:00 p.m.
4. The puppy chased after the ball
5. The kids go to school everyday.
6. We jog along the path.
7. I am going to the beach this summer.
8. The bunny hopped through the meadow.
9. We start school in September.
10. The frog jumped off the lily pad.
11. We bought food at the grocery store.
12. Will you help me with my homework?
13. I walked by the toy store.
14. We sang songs around the campfire
15. I found all the prepositions hiding in these sentences!

DRAWING PREPOSITIONS...

ABOVE

ON

BELOW

NEXT TO


 Follow the directions below to add to the picture:

Draw the sun *above* the clouds.

Draw some red apples *on* the tree.

Draw a blue bird flying *below* the clouds.

Draw a squirrel *next* to the tree.



DRAWING PREPOSITIONS...

BESIDE

INSIDE

OVER

UNDER


✿ Follow the directions below to add to the picture:

Draw some balloons *beside* the magician.

Draw a white rabbit *inside* the hat.

Draw yellow stars *over* the magician.

Draw a magic wand *under* the table.



DRAWING PREPOSITIONS...

AROUND

BELOW

THROUGH

WITH




Follow the directions below to add to the picture:

Draw a fence *around* the garden.

Draw some dirt *below* the grass.

Draw flowers growing *through* the dirt.

Draw green stems *with* leaves.



DRAWING PREPOSITIONS...

ON

IN

UNDER

AROUND




Follow the directions below to add to the picture:

Draw some ornaments *on* the Christmas tree.

Draw a toy *in* the gift box.

Draw a red gift *under* the Christmas tree.

Draw blue snowflakes *around* the window.



DRAWING PREPOSITIONS...

ON

BESIDE

UNDER

NEAR


 Follow the directions below to add to the picture:

Draw vegetables *on* the plate.

Draw a purple fork *beside* the knife.

Draw an orange placemat *under* the plate.

Draw a potato *near* the steak.



DRAWING PREPOSITIONS...

ON

BESIDE

UNDER

NEAR


✿ Follow the directions below to add to the picture:

Draw green fishes *inside* the fish bowl.

Draw pillows *on* the couch.

Draw a picture frame *between* the windows.

Draw a dog *above* the floor mat.



WHICH ONE IS IT ?

PRACTICING WITH PREPOSITIONS

A preposition is a word that links a noun or pronoun to another word in the same sentence.

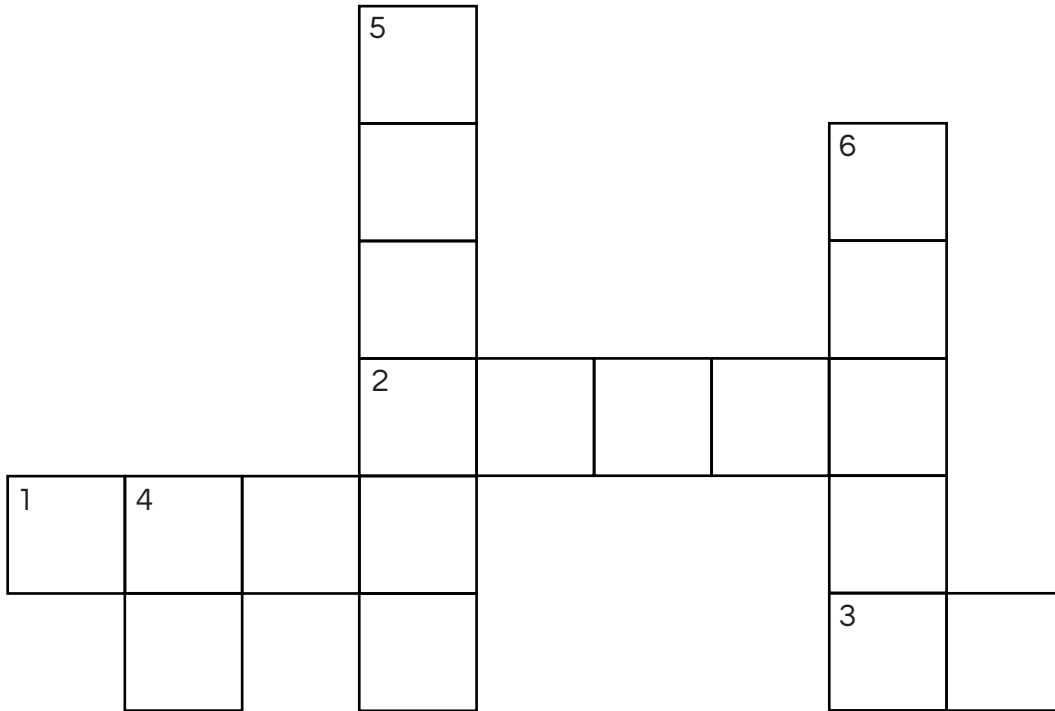


CIRCLE THE PREPOSITION WHICH BEST COMPLETES EACH SENTENCE THEN WRITE IT ON THE LINE.

1. Are you coming to the picnic _____ on in at
Saturday?
2. The picnic is _____ Carlee's birthday. in for at
3. The picnic is _____ the park. for on at
4. There will be cake _____ rainbow in on with
frosting.
5. I will bring a gift _____ Carlee. at for around
6. You will know most _____ the for of on
people there.
7. You can sit _____ me. at of with
8. There will be games _____ with in for
everyone to play.
9. I hope it is warm _____ Saturday. of on with
10. The picnic will be fun _____ everyone. at for in



PREPOSITIONS CROSSWORD

Use the word bank and matching picture clues to help you fill in the crossword puzzle. Remember to write across and down when making your words.



- THROUGH
- UNDER
- ON
- DOWN
- AROUND
- UP

ACROSS




DOWN



PREPOSITIONS CROSSWORD




Use the word bank and matching picture clues to help you fill in the crossword puzzle. Remember to write across and down when making your words.



- FAR
- BETWEEN
- OVER
- ACROSS
- BESIDE
- IN

ACROSS

DOWN



Great job!

is an Education.com writing superstar

