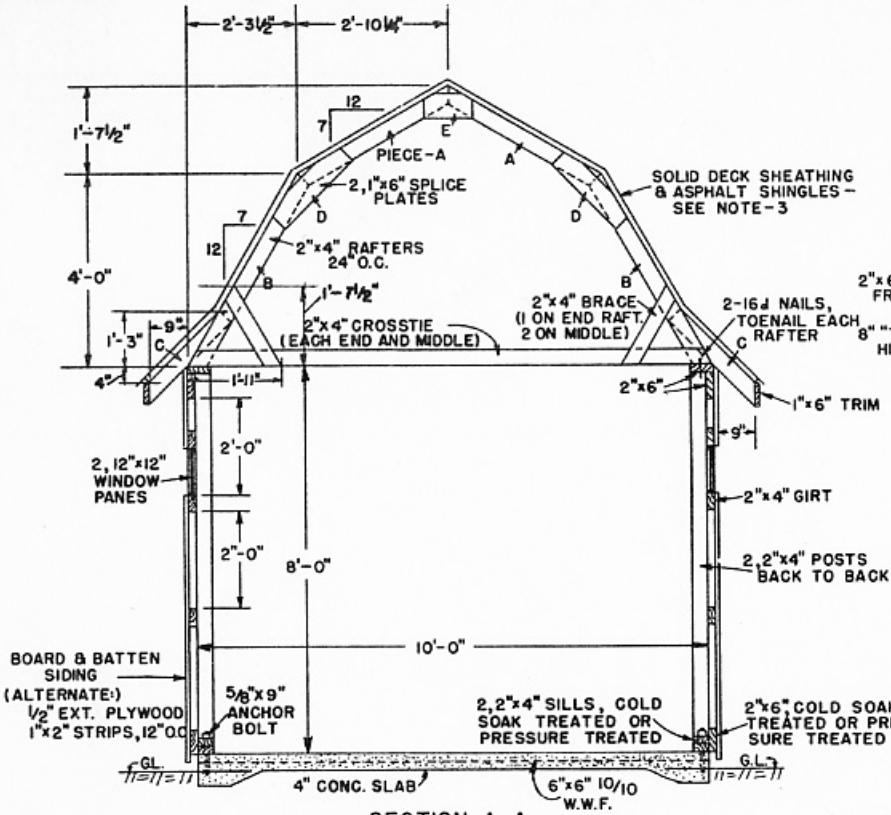

SECTION A-A

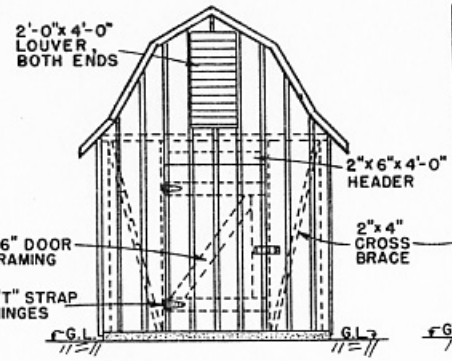

END ELEVATION

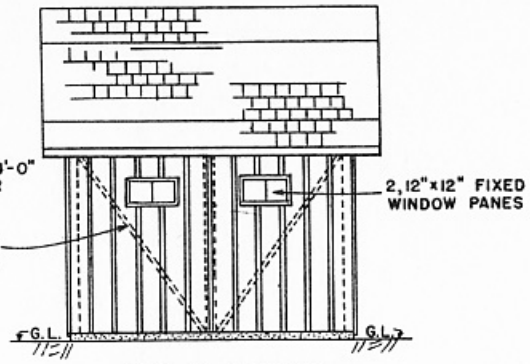

SIDE ELEVATION

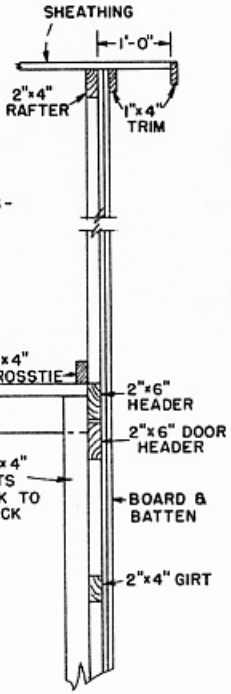

SECTION B-B

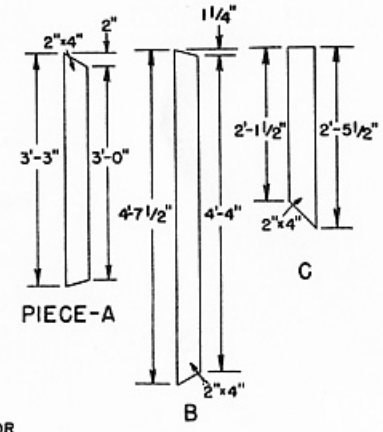

CUTTING DIAGRAM RAFTERS

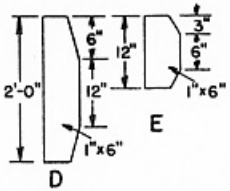

CUTTING DIAGRAM SPLICE PLATES

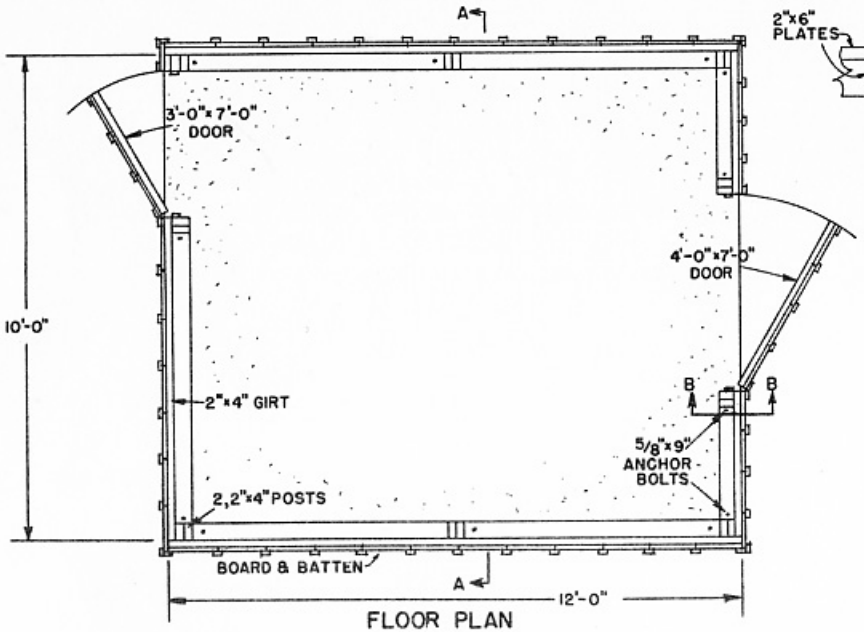

FLOOR PLAN

BILL OF MATERIALS

4 - 2" x 4" x 8' Treated
4 - 2" x 4" x 12' Treated
2 - 2" x 6" x 10' Treated
2 - 2" x 6" x 12' Treated
19 - 2" x 4" x 8'
30 - 2" x 4" x 10'
10 - 2" x 4" x 12'
5 - 2" x 6" x 10'
5 - 2" x 6" x 12'
6 - 1" x 6" x 10'
8 - 1" x 4" x 10'
2 - 1" x 6" x 14'
24 - 1" x 12" x 8'
4 - 1" x 12" x 10'
8 - 1" x 12" x 12'
8 - 1" x 12" x 14'
500 lin. ft. 1" x 8" Battens
2½yds. 5 bag mix concrete
500 bd. ft. 1" sheathing
3 squares asphalt building paper
3 squares 265# asphalt shingles
8 - 12" x 12" window panes
64 lin. ft. quarter-round
2 sets 2 ea. 8" "T" strap hinges with screws
2 lock hasps with screws
12- 5/8" x 9" anchor bolts
120 sq. ft. 6" x 6" 10/10 W.W.F.
3½# 20d nails
16# 8d nails

NOTES:

1. 1"x6" SPLICE PLATE ON ONE SIDE ONLY ON END RAFTERS.
2. 2"x4" CROSSTIE ON EACH END AND ON CENTER RAFTER.
3. SOLID DECK SHEATHING, 1" BOARDS 14'-0" LONG, 12" OVERHANG. 265# ASPHALT SHINGLES OVER ASPHALT BUILDING PAPER. ALT.: 5/8" PLYWOOD SHEATHING.

V. P. I. PLAN N-1.06

COOPERATIVE EXTENSION WORK IN AGRICULTURE AND HOME ECONOMICS
STATE OF TENNESSEE
UNIVERSITY OF TENNESSEE AND UNITED STATES DEPARTMENT OF AGRICULTURE COOPERATING

STORAGE BUILDING FOR GARDEN TOOLS

VA. '70	6093	SHEET 1 OF 1