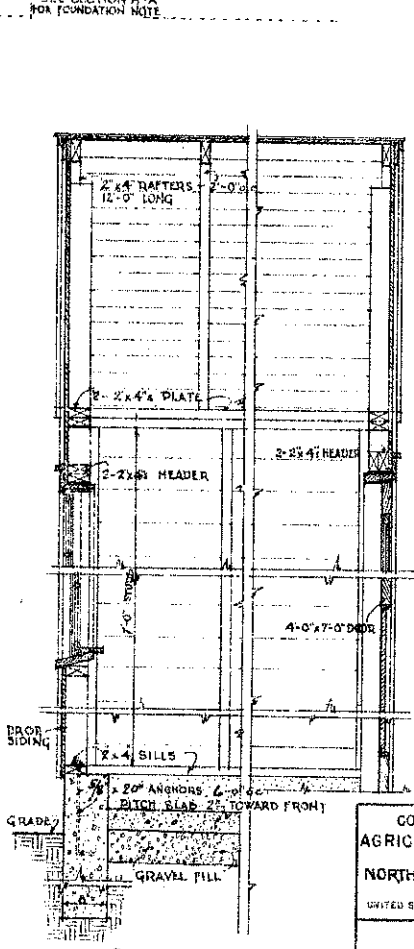


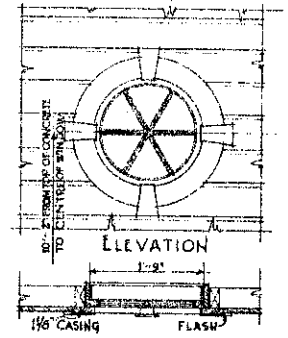
SECTION A-A

SCALES - PLAN, ELEVATIONS, & TRANSVERSE SECTION, - 1/4" = 1'-0"

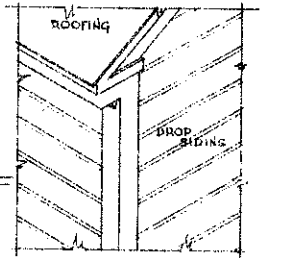


SECTION B-B

DETAILS - 3/4" = 1'-0"



SECTION DETAIL OF ROUND WINDOW



ISOMETRIC PROJECTION OF CORNICE

COOPERATIVE EXTENSION WORK IN AGRICULTURE AND HOME ECONOMICS		
STATE OF NORTH DAKOTA		
NORTH DAKOTA AGRICULTURAL COLLEGE		
AND		
UNITED STATES DEPARTMENT OF AGRICULTURE COOPERATING		
<b>TWO CAR GARAGE</b>		
MASS.	EX. 3149	SHEET 1 OF 1

REVISED 1949