

Word Building

P

Preschool



BUG

UG

RU

UN



DUMP

CK





Table of Contents

Word Building

ABC Letter Cards
Build a Word! #1
Building Words #1
Rhyming Words #1
Construction Dot to Dot
Build a Word! #2
Building Words #2
Rhyming Words #2
Construction Word Search
Build a Word! #3
Scavenger Hunt
Word Ladders #1
Word Ladders #2
Word Ladders #3
Building Words #3
Rhyming Words #3
Spell the Word: Challenge #1
Spell the Word: Challenge #2

Certificate of Completion

Want more workbooks? Join [Education.com Plus](http://www.education.com/education-plus/) to save time and money.
<http://www.education.com/education-plus/>



The first step in learning to read is building *phonological awareness*. That means learning what sound each letter of the alphabet makes. Use these printable alphabet cards to practice saying letter sounds out loud. Have your child say each sound aloud as you cut them out. We recommend printing both pages of letter cards on thicker paper to make a longer-lasting set.

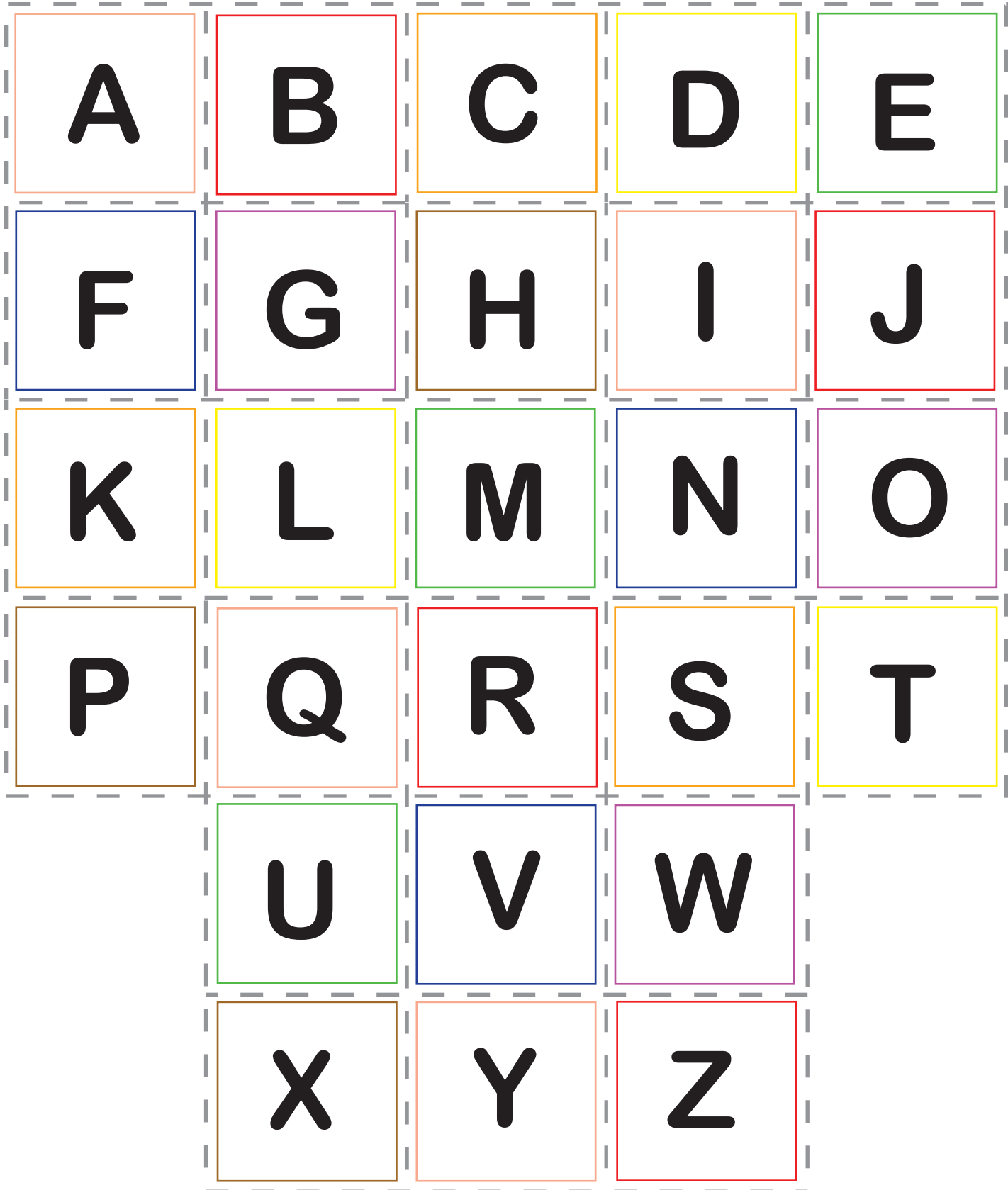
Page 2 of the letter cards includes the most commonly used blends and digraphs. Use them in the word building worksheets found on Education.com, or practice creating sight words of your own at home.

Long Sounds

It is important to make sure your child understands how to say letters with long sounds. F, L, M, N, R, S, V and Z all have long sounds. The same goes for many of the digraphs (ch, sh, th). When they are shortened, they tend to have an “uh” sound attached to the end. This is incorrect pronunciation. For example, an “F” should be pronounced “ffff”, not “fuh”.

✂ Letter Cards ✂

Cut out the letter cards below on the dotted line. We recommend printing these on thicker paper to make a longer-lasting set.



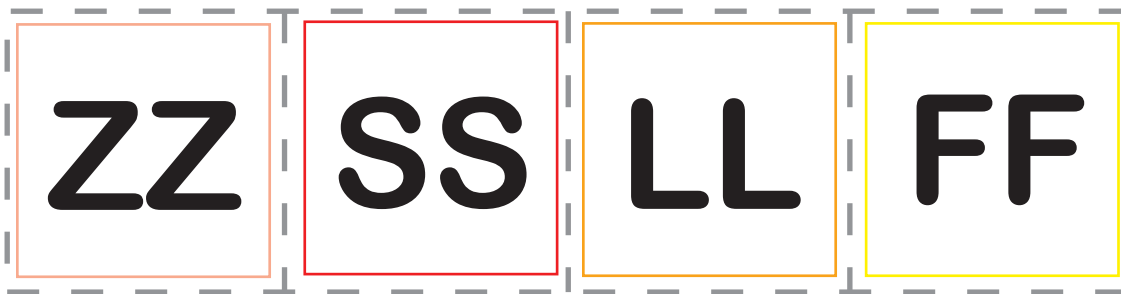
✂ Letter Cards ✂

Cut out the letter cards below on the dotted line. We recommend printing these on thicker paper to make a longer-lasting set.

Doublets

A doublet uses two of the same letter to spell one consonant phoneme. A phoneme is the smallest unit of sound in speech.

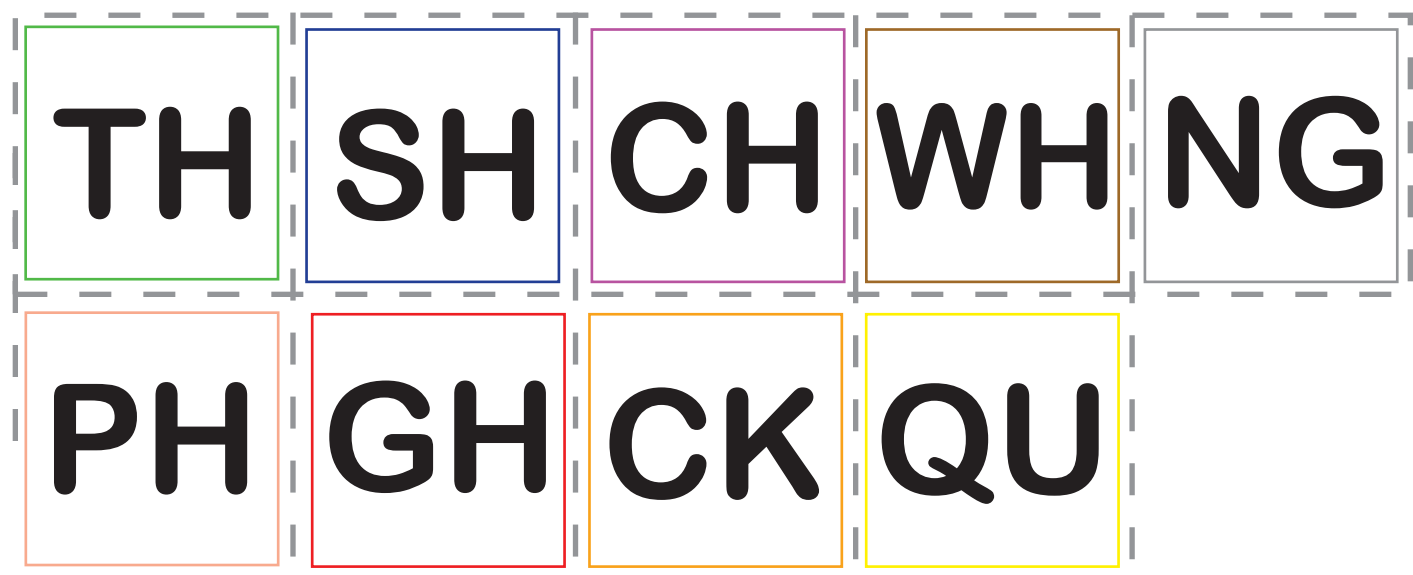
Examples: pizza, class, tall, off



Digraphs

A digraph is a two- (di-) letter combination that stands for one phoneme; neither letter acts alone to represent the sound.

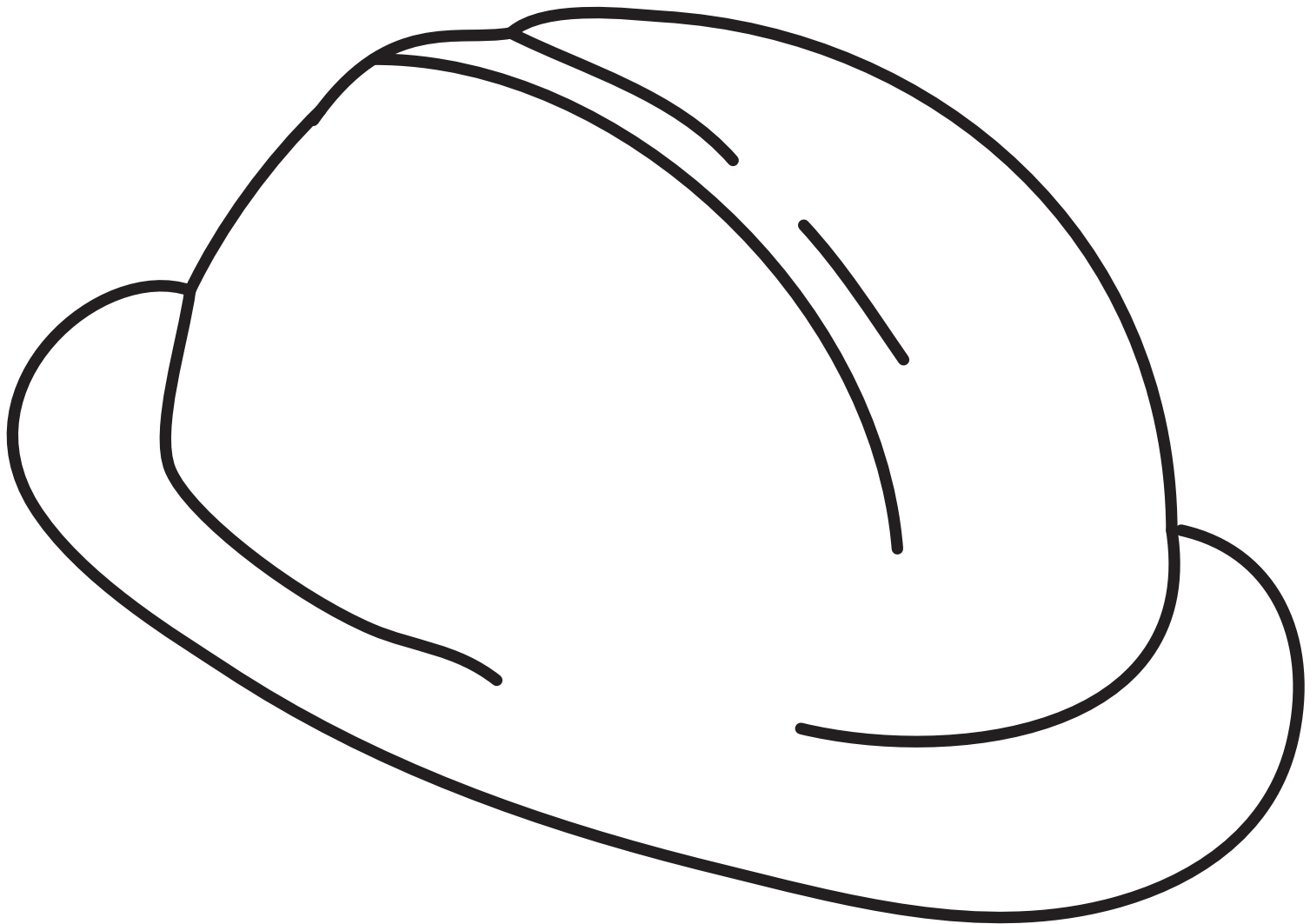
Examples: the, check, sing, quack



Build a Word!

Use your letter cards to complete the word. Then color in the image.

Find letter cards at: www.education.com/worksheet/article/letter-cards/



HARD




Building Words

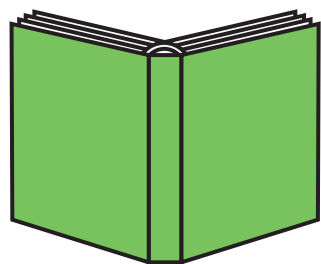


Some letters have gone missing from this construction site! Can you help put them back in place? Use your letter cards and the letters in the word bank to help you finish each word. Say each word aloud as you go.

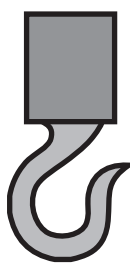
HINT: the vowel blend “oo” makes many different sounds.
Can you say each sound that “oo” makes?




oo



oo



oo



oo

Letter bank: T, L, M, N, B, K, H




Rhyming Words




Learning to rhyme words is an important step in building phonemic awareness. How many words can you think of that rhyme with "nail"? Use the picture clues for help, and then use your alphabet cards to come up with some rhyming words of your own!



NAIL



AIL



AIL



AIL




★ Challenge Word! ★

AIL

What other words rhyme with "nail"?

Construction Dot to Dot

Say the alphabet to connect the dots, then color in the image.



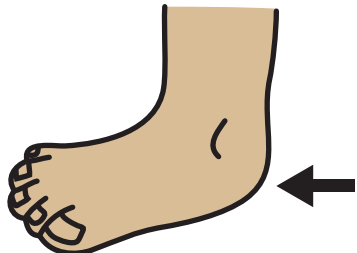
Trace the letters to find out what construction vehicle this is!

tow truck


Building Words



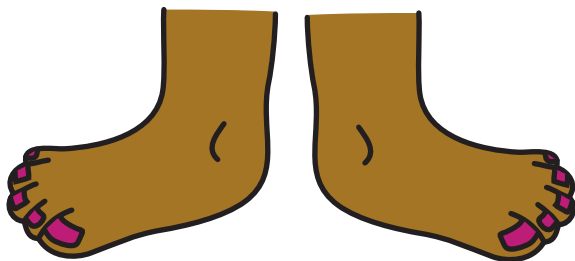
Some letters have gone missing from this construction site! Can you help put them back in place? Use your letter cards and the letters in the word bank to help you finish each word. Say each word aloud as you go.




EE



EE



EE



EE

Letter bank: D, R, H, L, F, T, B




Rhyming Words




Learning to rhyme words is an important step in building phonemic awareness. How many words can you think of that rhyme with “rake”? Use the picture clues for help, and then use your alphabet cards to come up with some rhyming words of your own!




RAKE



AKE




AKE




AKE

★ Challenge Word! ★



AKE

What other words rhyme with “rake”?



Construction Word Search

Find the hidden words below.


P	G	D	F	B
I	F	R	N	U
P	R	I	A	I
E	N	L	I	L
W	A	L	L	D

Build Pipe Nail Wall Drill

Build a Word!

Use your letter cards to complete the word. Then color in the image.

Find letter cards at: www.education.com/worksheet/article/letter-cards/

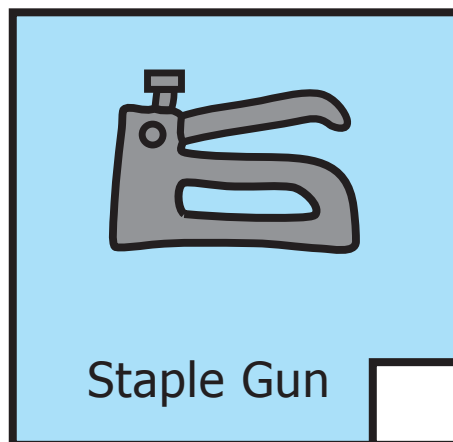
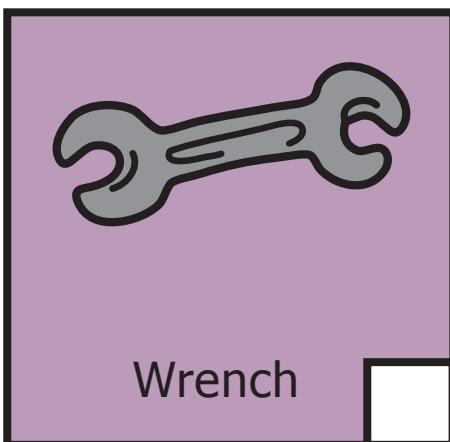
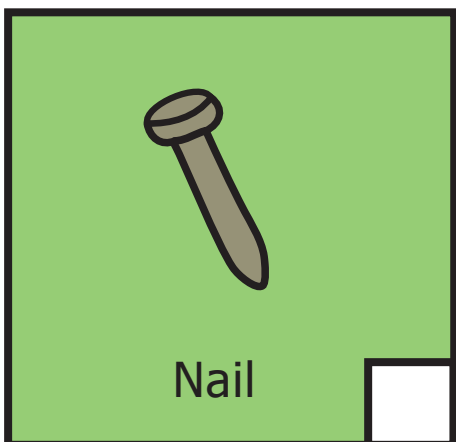

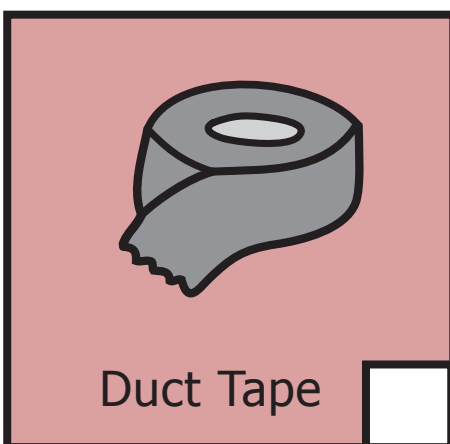




MM




Scavenger Hunt

Hunt for the construction tools pictured below.
After you find them, mark an X in the box!



Word Ladders

Use your letter cards to turn a cup into a bat!




Word Ladders

Use your letter cards to turn a dog into a pot!



Word Ladders

Use your letter cards to turn a bug into the sun!




Building Words

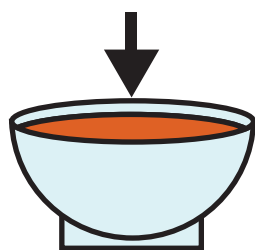


Some letters have gone missing from this construction site! Can you help put them back in place? Use your letter cards and the letters in the word bank to help you finish each word. Say each word aloud as you go.

HINT: the vowel blend “ou” makes many different sounds.
Can you say each sound that “ou” makes?




ou



ou

4

ou



ou

Letter bank: S, P, F, R, L, D



Rhyming Words



Learning to rhyme words is an important step in building phonemic awareness. How many words can you think of that rhyme with “well”? Use the picture clues for help, and then use your alphabet cards to come up with some rhyming words of your own!




WELL



ELL





ELL



ELL

★ **Challenge Word!** ★
Hint: A digraph is used.

ELL


What other words rhyme with “well”?

Spell the Word

☆☆☆ Challenge ☆☆☆

First, say the word out loud.
Then finish the spelling using your letter cards!


Find letter cards at: www.education.com/worksheet/article/letter-cards/




_____ ITT _____ N



C _____ PCA _____ E



_____ _____ NOSAUR




C _____ MP _____ TER

Spell the Word

☆☆☆ Challenge ☆☆☆


First, say the word out loud.
Then finish the spelling using your letter cards!

Find letter cards at: www.education.com/worksheet/article/letter-cards/



FL


ER



CR

Y

N



B

TT

N



H

ST

Great job!

is an Education.com reading superstar

