
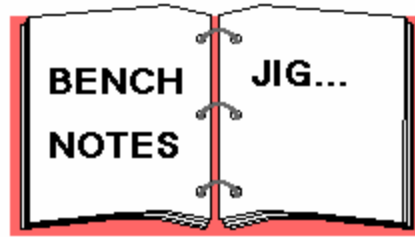
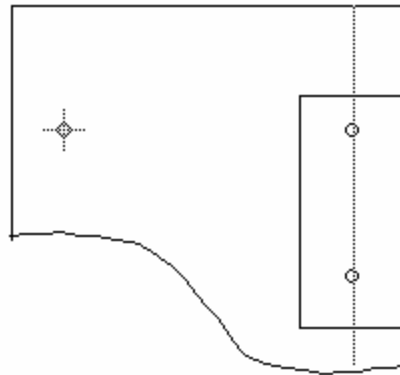


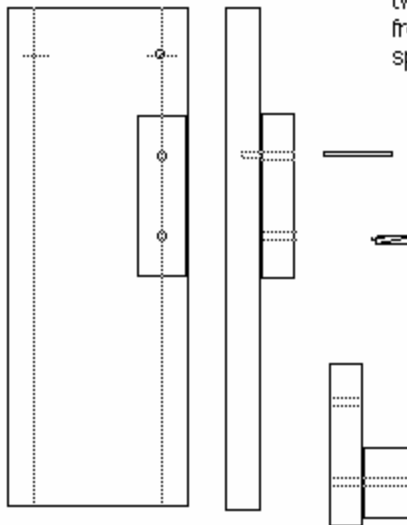
SHELF DRILLING JIG



This jig allows for evenly spaced shelf holes, if they have to be drilled with a hand drill in a pre-assembled unit. Only the position of the top holes on each side have to be marked, once they are drilled a pin goes into those holes through the top hole in the stepping block and the next hole is drilled.



To make the stepping block cut a peice of 3/4" stock twice as wide as the distance the holes are to be from the edge, long enough to drill two holes spaced the distance the shelf holes are to be apart.



DRILL BIT STOPS

A neoprene faucet washer turned onto the bit will work, however it may eventually work its way back, if many holes need to be drilled a second block of the appropriate thickness fastened to the stepping block is a safer method.