

NURSERY RHYME PHONICS

K
Kindergarten

BETTY BOTTER



PETER PIPER



HUMPTY DUMPTY



Table of Contents

Nursery Rhyme Phonics

Rhythm and Rhyme with Mother Goose

I Spy Super Sounding Words

Super Yummy Sound Stew

Magical Mother Goose

More Magical Mother Goose

Tongue Twister Time

Pesky Peter Piper

How Many Words Do You Use?

Silly Humpty Dumpty

Porridge, Please!

Georgie Porgie

Give Me A Rhyme

Alliteration Is All Around

Finger Play Fun

Certificate of Completion

Want more workbooks? Join [Education.com Plus](http://www.education.com/education-plus/) to save time and money.
<http://www.education.com/education-plus/>

RHYTHM & RHYME

WITH MOTHER GOOSE

Rhythm and rhyme are a big part of learning how to read. This series focuses on some favorite Mother Goose rhymes to help kids lay the base for reading readiness.

While there are a limited number of pages in this book, many of the activities can be replicated with other nursery rhymes and poems.

KEY ACTIVITIES TO REPLICATE



- * **FIND THE ALLITERATION**
- * **FIND A RHYMING WORD**
- * **SWAP THE LETTERS FOR A NEW LETTER SOUND**
- * **SWAP THE WORDS FOR A NEW RHYME**
- * **I SPY SUPER SOUNDING WORDS**
- * **HOW MANY WORDS DO YOU USE**

Some of the pages in the book are a little more open-ended and can be reused. We recommend laminating them and using a dry erase marker.

LAMINATE AND REUSE

- * **ALLITERATION IS ALL AROUND, PAGE 2**
- * **PESKY PETER PIPER, PAGE 2**
- * **SUPER YUMMY SOUND STEW**



I SUPER SOUNDING WORDS

Games and riddles are always fun! Pick an object around you and think about what sound it begins with. Tell your partner, and they will try to guess what object you've picked. After they figure it out, it's your turn to try. Try using several different letter sounds.

EXAMPLE:




"I SPY WITH MY LITTLE EYES SOMETHING THAT BEGINS WITH THE /T/ SOUND."



"IS IT A TABLE?"

SEE WHO CAN
GUESS THE MOST!



SUPER YUMMY SOUND STEW

Choose a letter and write it on the line. Now it's time to make yummy sound stew. Pick three items that start with the same sound as your letter. Draw pictures of those items in the pot to create a super sound stew!



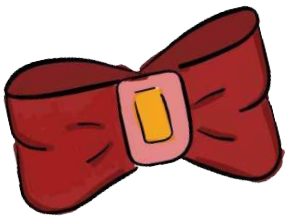
SPECIAL INGREDIENT SOUND _____





MAGICAL MOTHER GOOSE




Mother Goose loves words and the way they sound. Look at the pictures. Say their names and circle the ones that begin like “mother.”





MORE MAGICAL MOTHER GOOSE

Many words have similar sounds. Look at the pictures. Say their names and circle the ones that begin like "goose."




TONGUE TWISTER time

DIRECTIONS:

Listen carefully to the poem read aloud by your grown-up. What sound do you hear at the beginning of most of the words?

Write the letter that makes the sound.

Use your yellow crayon to color all the words that start with that sound.



I HEAR THE _____ SOUND THE MOST.

BETTY BOTTER BOUGHT SOME BUTTER



Betty Botter bought some butter.

“But,” she said, “the butter’s bitter;

if I put it in my batter

it will make my batter bitter,

but a bit of better butter

will make my batter better.”

So she bought a bit of butter

better than her bitter butter,

and she put it in her batter

and the batter was not bitter.

So ‘twas better Betty Botter

bought a bit of better butter.

Pesky

PETER PIPER

Listen carefully to the poem as its read aloud. What sound do you hear at the beginning of most of the words? Use your yellow crayon to color words that start with that sound.



**Peter Piper picked a peck of pickled peppers.
A peck of pickled peppers Peter piper picked.
If Peter Piper picked a peck of pickled peppers,
Where's the peck of pickled peppers
Peter Piper picked?**

**I HEAR THE _____
SOUND THE MOST.**



NOW LET'S TRY A DIFFERENT SOUND!

Parents: As a silly phonics exercise replace all of the P's with another consonant, like T, and go through the poem with your child again reading the new nonsense tongue twister to them. Encourage them to repeat the new sounds with you.

MY NEW SOUND IS THE _____ SOUND.

__eter __iper __icked a __eck of __ickled __eppers.

A __eck of __ickled __eppers __eter __iper __icked.

If __eter __iper __icked a __eck of __ickled __eppers,

Where s'the __eck of __ickled __eppers

__eter __iper __icked?

MY NEXT NEW SOUND IS THE _____ SOUND.

__eter __iper __icked a __eck of __ickled __eppers.

A __eck of __ickled __eppers __eter __iper __icked.

If __eter __iper __icked a __eck of __ickled __eppers,

Where's the __eck of __ickled __eppers


__eter __iper __icked?

HOW MANY WORDS DO YOU USE?

Have an older helper read the sentences with you. As you read, count the words in each sentence. Write the number of words in the space provided.

JACK AND JILL FELL DOWN THE HILL.

There are _____ words in the sentence.



THE ITSY BITSY SPIDER WENT UP THE WATER SPOUT.

There are _____ words in the sentence.

THERE WAS AN OLD WOMAN WHO LIVED IN A SHOE.

There are _____ words in the sentence.



**HICKORY, DICKORY,
DOCK, THE MOUSE RAN
UP THE CLOCK.**

There are _____ words in the sentence.

**LITTLE BO-PEEP HAS LOST HER SHEEP,
AND CAN'T TELL WHERE TO FIND THEM.**

There are _____ words in the sentence.



SILLY HUMPTY DUMPTY

Rhyming words have endings that sound the same, like “man” and “pan.” Read the poem and color the words that rhyme. Think about two words that rhyme with “fall.” Write them on the blank lines and read your new silly poem.

Humpty Dumpty sat on a wall,
Humpty Dumpty had a great fall.
All the King’s horses, and all the King’s men
Couldn’t put Humpty together again!



Humpty Dumpty sat on a _____,
Humpty Dumpty had a great _____.
All the King’s horses, and all the King’s men
Couldn’t put Humpty together again!






PORRIDGE, PLEASE!

Read the poem. Color the rhyming words yellow. Then draw a picture of each word using the boxes on the right. Make sure to keep each rhyming pair together as you draw them.

Peas porridge hot,
Peas porridge cold,
Peas porridge in the pot
Nine days old.





Some like it hot,
Some like it cold,
Some like it in the pot
Nine days old.



WHAT IS GEORGIE PORGIE UP TO?

Read the poem. Color the rhyming words yellow. Look at the flashcards. Color them and cut them out carefully. Ask an adult to help you. Finally, match the cards with their rhyming partner (yellow words).

Georgie Porgie, puddin' and pie.
Kissed the girls and made them cry.
When the boys came out to play,
Georgie Porgie ran away.



GIVE ME A RHYME

Read each sentence. Find a word that rhymes with the bold word and write it on the line. Use the picture clue on top of the sentence.



1 I had some **sand** in my _____.



2 The **man** cooked beans in the _____.



3 The **mouse** ran in the _____.



4 The **frog** jumped on the _____.



5 The **cat** chased the _____.



6 The **toy** belonged to the _____.

ALLITERATION IS ALL AROUND

Alliteration can make stories interesting! Find a book that uses alliteration. (*A librarian can help!*) Read the book with a grown-up helper. Then use page 2 to list out the alliterations you find!

First, let's practice using this sample activity. The title of the book is written at the top. Which letter do you hear at the beginning of many words in the title? Write it in the blanks. Finally, list out the words you see that begin with that letter.

SAMPLE ACTIVITY

TITLE: Anteater Anthony Ate All The Ants

THE LETTER I HEARD AT THE BEGINNING OF MANY WORDS IN THIS TITLE IS _____ .

WORDS FROM THIS TITLE THAT START WITH _____ :

1. Anteater

4. _____

2. _____

5. _____

3. _____





TITLE:

WORDS FROM MY STORY THAT START WITH ___:

1. _____

2 _____

3 _____

4 _____

5 _____

**THE LETTER I HEARD AT THE
BEGINNING OF MANY WORDS WAS ___.**

FINGER PLAY FUN

Songs and rhymes are a lot of fun. They're even better when they're paired with a dance. Practice the songs and poems below with your child in addition to the suggested movements. Once they've mastered the song/poem, ask them the provided questions to help build their literacy skills.

FIVE LITTLE SPECKLED FROGS

Five little speckled frogs,
(Hold up and bop five fingers)

Sat on a hollow log,
Eating some most delicious bugs,
(Pick off and eat bug)

Yum, yum, yum. *(Rub tummy)*

One frog jumped in the pool,
(One finger motions hopping into pool)

Where it was nice and cool,
Now there are four green speckled frogs,
(Hold up four fingers)

Glub, Glub, Glub. *(Deep voice)*





Four little speckled frogs,
(Hold up and bop four fingers)
Sat on a hollow log,
Eating some most delicious bugs,
(Pick off and eat bug)
Yum, yum, yum. *(Rub tummy)*
One frog jumped in the pool,
(One finger motions hopping into pool)
Where it was nice and cool,
Now there are three green speckled frogs,
(Hold up three fingers)
Glub, Glub, Glub. *(Deep voice)*

Three little speckled frogs,
(Hold up and bop three fingers)
Sat on a hollow log,
Eating some most delicious bugs,
(Pick off and eat bug)
Yum, yum, yum. *(Rub tummy)*
One frog jumped in the pool,
(One finger motions hopping into pool)
Where it was nice and cool,
Now there are two green speckled frogs,
(Hold up two fingers)
Glub, Glub, Glub. *(Deep voice)*



Two little speckled frogs
(Hold up and bop two fingers)

Sat on a hollow log,
Eating some most delicious bugs,
(Pick off and eat bug)

Yum, yum, yum. *(Rub tummy)*

One frog jumped in the pool,
(One finger motions hopping into pool)

Where it was nice and cool.

Now there is one green speckled frog,
(Holds up one finger)

Glub, Glub, Glub. *(Deep voice)*

One little speckled frog
(Hold up and bop one finger)

Sat on a hollow log,
Eating some most delicious bugs,
(Pick off and eat bug)

Yum, yum, yum. *(Rub tummy)*

One frog jumped in the pool,
(One finger motions hopping into pool)

Where it was nice and cool.

Now there are no green speckled frogs,
(Holds out both empty hands)

Glub, Glub, Glub. *(Deep voice)*



BABY BUMBLE BEE

I'm bringing home a baby bumble bee.

(Pretend to cup a bee inside your hands, swinging it)

Won't my mommy be so proud of me!

I'm bringing home a baby bumble bee

OUCH! He stung me!

I'm squishing up the baby bumble bee.

(Press and rub your hands together)

Won't my mommy be so proud of me!

I'm squishing up the baby bumble bee.

Ooooo! He's all over me!

I'm wiping off the baby bumble bee.

(Wipe your hands off on the sides of your legs)

Won't my mommy be so proud of me!

I'm wiping off the baby bumble bee

LOOK! He's all gone!



QUESTIONS TO ASK ONCE YOUR CHILD IS FAMILIAR WITH THE SONGS:

How many words are there in the first line of the poem?

Tell me some rhyming words that you hear.

Where are the rhyming words located in each line of the poem?

Which words have the same beginning sound?

Great job!

is an Education.com reading superstar

