

Ones and Tens Add Up

1st
grade

4 + 1 + 5 = 10

21		23	24		26	27		29	
	22			25	26		28	29	
31	32	33		35		37	38	39	
41	42	43	44	45	46	47	48	49	
51		53	54			57	58		
61		63		65		67		69	
71	72	73	74	75	76	77	78	79	
91	92	93	94	95	96	97	98	99	

Table of Contents

Ones and Tens Add Up

Friends that Make Ten
What's the Mystery Number?
The Make Ten Game
Counting by Making Groups
The Way We Write Our Numbers
Circle Ten and Solve
Addition with Tens Sticks
Counting on the Hundreds Chart
Patterns on the Hundreds Chart
Color the Numbers
Create Your Own Pattern
Add Ten More Challenge
Adding 10 or 1 on the Hundreds Chart
Adding with the Hundreds Chart


Certificate of Completion

Want more resources? Join Education.com Plus to save time and money.
<http://www.education.com/education-plus/>

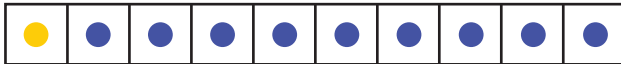
Friends That Make 10!

Match the frame with the right number sentence.

Example:



$1 + 9 = 10$



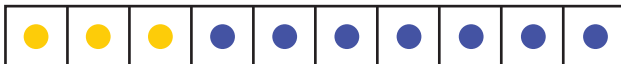
$2 + 8 = 10$



$3 + 7 = 10$



$4 + 6 = 10$



$5 + 5 = 10$



What's the Mystery Number?

Fill in the number that's missing from the number sentence. Use the ten frame to count how many.

Example:

$$4 + \underline{6} = 10$$



Now you try!

$$3 + \underline{\quad} = 10$$



$$1 + \underline{\quad} = 10$$



$$2 + \underline{\quad} = 10$$



$$5 + \underline{\quad} = 10$$

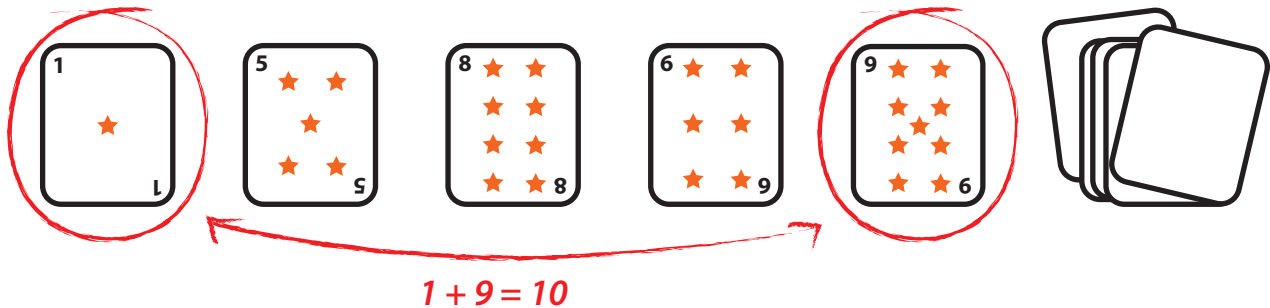


The Make Ten Game

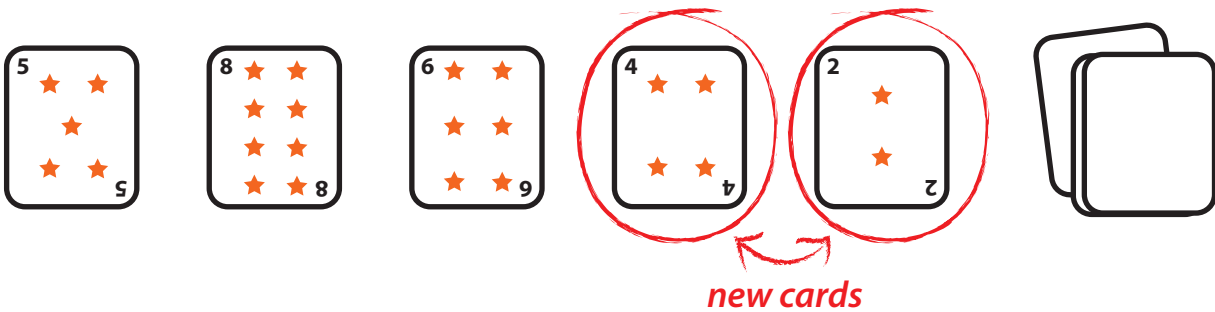
1. Place five cards facing up and leave the rest in a pile facing down.



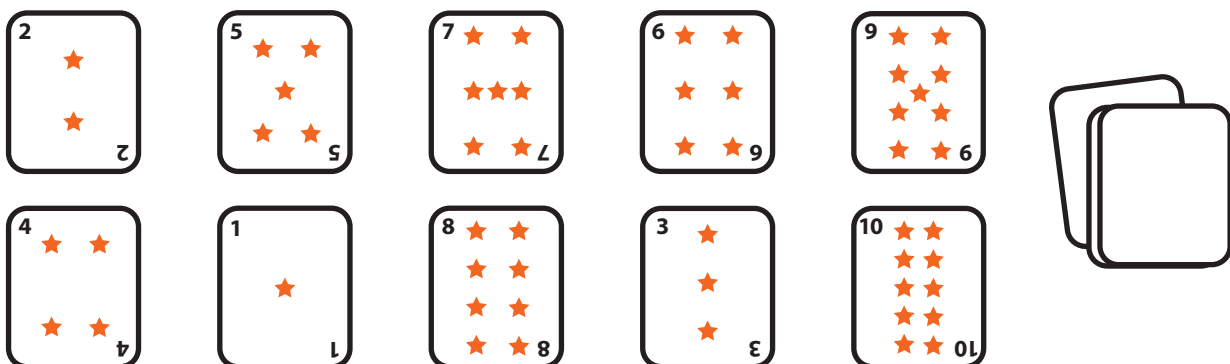
2. Look to see if there are any pairs that add up to 10 and place them in a new pile.



3. Draw new cards to replace the cards you used.

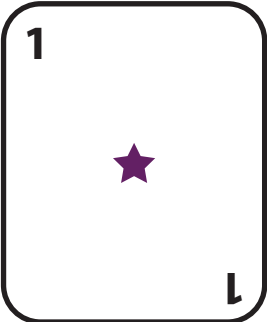
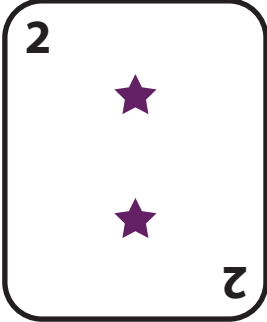











4. If you cannot make any pairs with the cards that you have, draw 5 more cards and make a new row underneath.













Make Ten Game Cards


Cut out the playing cards and store them in a small plastic bag for future use.

Make Ten Game Cards


Cut out the playing cards and store them in a small plastic bag for future use.

Example: 

Counting by Making Groups

Circle the objects into groups of two.




How many groups of two are there? _____

How many objects are there total? _____

Counting by Making Groups

Circle the objects into groups of five.




How many groups of five are there? _____

How many objects are there total? _____

Counting by Making Groups

Circle the objects into groups of ten.




How many groups of ten are there? _____

How many objects are there total? _____


The Way We Write Our Numbers

Circle the objects into groups of 10. Then answer the questions: How many groups of ten did you have? How many were left over?



We write our numbers by putting them into groups of 10!

1 **2**
Groups of 10 **Leftovers** **Hey! That's the number 12!**




Groups of 10 **Leftovers** **Hey! That's the number _____ !**

Circle Ten and Solve

Putting things in groups of ten makes adding easy! Use the pictures to help you solve the addition problems. Then change the problem into a $10 + \underline{\quad} = \underline{\quad}$ problem.

Example:

$$7 + 8$$



How many are left after you circle 10? 5

$$10 + \underline{5} = \underline{15}$$

Now you try!

$$6 + 9$$



How many are left after you circle 10? _____

$$10 + \underline{\quad} = \underline{\quad}$$

More Circle Ten and Solve Problems

Putting things in groups of ten makes adding easy! Use the pictures to help you solve the addition problems. Then change the problem into a $10 + \underline{\quad} = \underline{\quad}$ problem.

$5 + 6$



How many are left after you circle 10? _____

$10 + \underline{\quad} = \underline{\quad}$


$7 + 5$



How many are left after you circle 10? _____

$10 + \underline{\quad} = \underline{\quad}$

$6 + 6$



How many are left after you circle 10? _____

$10 + \underline{\quad} = \underline{\quad}$

$9 + 3$



How many are left after you circle 10? _____

$10 + \underline{\quad} = \underline{\quad}$

Addition With Tens Sticks

Use the frames to add the numbers and identify how many you have in the tens and ones place. Then change your number sentence to show the tens plus the ones.

Example:

Lily had 4 toy cars. Avery gave her 9 more. How many did she have in all?



$$4 + 9 = \underline{13}$$

There is 1 ten and 3 ones.

$$\underline{10} + \underline{3} = \underline{13}$$





Now you try!

Leyna had 5 mushrooms. Ruby gave her 11 more. How many mushrooms did she have in all?

$$5 + 11 = \underline{\quad}$$

There is ten and ones.

$$\underline{\quad} + \underline{\quad} = \underline{\quad}$$



More Adding Practice

Use the frames to add the numbers and identify how many you have in the tens and ones place. Then change your number sentence to show the tens plus the ones.

Example:

Lily had 4 toy cars. Avery gave her 9 more. How many did she have in all?

$$4 + 9 = \underline{13}$$

There is 1 ten and 3 ones.

$$\underline{10} + \underline{3} = \underline{13}$$



Now you try!

Ahmed saw 7 butterflies. Naia saw 6 butterflies. How many did they see all together?

$$7 + 6 = \underline{\quad}$$

There is ten and ones.

$$\underline{\quad} + \underline{\quad} = \underline{\quad}$$




Counting on the 100s Chart

Color the hundreds chart to count how many!

Example:

Tammara saw 15 butterflies flying in the sky.



1	2	3	4	5	6	7	8	9	10
11	12	13	14	15	16	17	18	19	20
21	22	23	24	25	26	27	28	29	30
31	32	33	34	35	36	37	38	39	40
41	42	43	44	45	46	47	48	49	50
51	52	53	54	55	56	57	58	59	60
61	62	63	64	65	66	67	68	69	70
71	72	73	74	75	76	77	78	79	80
81	82	83	84	85	86	87	88	89	90
91	92	93	94	95	96	97	98	99	100

There is 1 ten and 5 ones in the number 15.

Now you try!

Samaya saw 26 chickens on the farm.


1	2	3	4	5	6	7	8	9	10
11	12	13	14	15	16	17	18	19	20
21	22	23	24	25	26	27	28	29	30
31	32	33	34	35	36	37	38	39	40
41	42	43	44	45	46	47	48	49	50
51	52	53	54	55	56	57	58	59	60
61	62	63	64	65	66	67	68	69	70
71	72	73	74	75	76	77	78	79	80
81	82	83	84	85	86	87	88	89	90
91	92	93	94	95	96	97	98	99	100

There are _____ tens and _____ ones in the number 15.

Counting on the 100s Chart

Color the hundreds chart to count how many!

Stella picked 43 flowers from the garden.



1	2	3	4	5	6	7	8	9	10
11	12	13	14	15	16	17	18	19	20
21	22	23	24	25	26	27	28	29	30
31	32	33	34	35	36	37	38	39	40
41	42	43	44	45	46	47	48	49	50
51	52	53	54	55	56	57	58	59	60
61	62	63	64	65	66	67	68	69	70
71	72	73	74	75	76	77	78	79	80
81	82	83	84	85	86	87	88	89	90
91	92	93	94	95	96	97	98	99	100

There are _____ tens and _____ ones in the number

15. Amir used 61 blocks to build a house.

1	2	3	4	5	6	7	8	9	10
11	12	13	14	15	16	17	18	19	20
21	22	23	24	25	26	27	28	29	30
31	32	33	34	35	36	37	38	39	40
41	42	43	44	45	46	47	48	49	50
51	52	53	54	55	56	57	58	59	60
61	62	63	64	65	66	67	68	69	70
71	72	73	74	75	76	77	78	79	80
81	82	83	84	85	86	87	88	89	90
91	92	93	94	95	96	97	98	99	100

There are _____ tens and _____ ones in the number 15.

Patterns on the Hundreds Chart

Fill in the missing numbers.

1	2	3	4	5	6	7	8	9	
11	12	13	14	15	16	17	18	19	
21	22	23	24	25	26	27	28	29	
31	32	33	34	35	36	37	38	39	
41	42	43	44	45	46	47	48	49	
51	52	53	54	55	56	57	58	59	
61	62	63	64	65	66	67	68	69	
71	72	73	74	75	76	77	78	79	
81	82	83	84	85	86	87	88	89	
91	92	93	94	95	96	97	98	99	

What number stayed the same for this pattern?

- A. The number in the 1s place
- B. The number in the 10s place



More Patterns on the Hundreds Chart!

Fill in the missing numbers.

1	2	3	4		6	7	8	9	10
11	12	13	14		16	17	18	19	20
21	22	23	24		26	27	28	29	30
31	32	33	34		36	37	38	39	40
41	42	43	44		46	47	48	49	50
51	52	53	54		56	57	58	59	60
61	62	63	64		66	67	68	69	70
71	72	73	74		76	77	78	79	80
81	82	83	84		86	87	88	89	90
91	92	93	94		96	97	98	99	100

Do you notice something that is the same about all the numbers you just wrote?

New Patterns

Fill in the missing numbers.

1	2	3	4	5	6	7	8	9	10
11	12	13	14	15	16	17	18	19	20
21	22	23	24	25	26	27	28	29	30
31	32	33	34	35	36	37	38	39	40
51	52	53	54	55	56	57	58	59	60
61	62	63	64	65	66	67	68	69	70
71	72	73	74	75	76	77	78	79	80
81	82	83	84	85	86	87	88	89	90
91	92	93	94	95	96	97	98	99	100

Do you notice something that is the same about all the numbers you just wrote?

Even More Patterns

Fill in the missing numbers.

1	2	3	4	5	6	7	8	9	10
	12	13	14	15	16	17	18	19	20
21		23	24	25	26	27	28	29	30
31	32		34	35	36	37	38	39	40
41	42	43		45	46	47	48	49	50
51	52	53	54		56	57	58	59	60
61	62	63	64	65		67	68	69	70
71	72	73	74	75	76		78	79	80
81	82	83	84	85	86	87		89	90
91	92	93	94	95	96	97	98		100

Do you notice something that is the same about all the numbers you just wrote?

Color the Numbers!

Color the numbers that follow the rules!

Example: Color all of the numbers that have a 0 in the ones place purple.

1	2	3	4	5	6	7	8	9	10
11	12	13	14	15	16	17	18	19	20
21	22	23	24	25	26	27	28	29	30
31	32	33	34	35	36	37	38	39	40
41	42	43	44	45	46	47	48	49	50
51	52	53	54	55	56	57	58	59	60
61	62	63	64	65	66	67	68	69	70
71	72	73	74	75	76	77	78	79	80
81	82	83	84	85	86	87	88	89	90
91	92	93	94	95	96	97	98	99	100

Now you try!

1. Color all of the numbers that have a five in the ones place yellow.
2. Color all of the numbers that have a 6 in the tens place red.
3. Color all of the numbers that have the same number in the tens and the ones place green.

Did any of the numbers get colored twice?

Explain to a partner what two rules those numbers followed.

Create Your Own Pattern

Find a new pattern on the hundreds chart! Write about your pattern below.

Example:

1	2	3	4	5	6	7	8	9	10
11	12	13	14	15	16	17	18	19	20
21	22	23	24	25	26	27	28	29	30
31	32	33	34	35	36	37	38	39	40
41	42	43	44	45	46	47	48	49	50
51	52	53	54	55	56	57	58	59	60
61	62	63	64	65	66	67	68	69	70
71	72	73	74	75	76	77	78	79	80
81	82	83	84	85	86	87	88	89	90
91	92	93	94	95	96	97	98	99	100

My pattern is all the numbers with a 7 in the tens place.

Now you try!

1	2	3	4	5	6	7	8	9	10
11	12	13	14	15	16	17	18	19	20
21	22	23	24	25	26	27	28	29	30
31	32	33	34	35	36	37	38	39	40
41	42	43	44	45	46	47	48	49	50
51	52	53	54	55	56	57	58	59	60
61	62	63	64	65	66	67	68	69	70
71	72	73	74	75	76	77	78	79	80
81	82	83	84	85	86	87	88	89	90
91	92	93	94	95	96	97	98	99	100

Add 10 More Challenge!

Fill in the the shaded boxes with the correct number.

Example:

1									
11						17			
			24			27			
			34	35					
				45					50
	52								60
	62	63							
		73			76				
					86		88		
							98	99	

Now you try!

	2								
			14						
									30
								39	
41									
							58		
					66				
				75					
		83							
							97		

Adding 10 or 1 on the Hundreds Chart

Fill in the the shaded boxes with the correct numbers.

Example:

1	2								
11			14	15					
			24				28	29	
				35	36		38		
				45					
	52	53							
	62								
					76	77			
					86		88	89	
							98		

Now you try!

		3							
				15					
							39		
	42								
							58		
					66				
		83							

Adding With the Hundreds Chart

Count up on the hundreds chart to find the answers to each addition problem.

Remember that we are always paying attention to how many tens we have! Rewrite the problem to show how many tens you have at the end and how many ones were left over.

Example: 

$$26 + 6 = \underline{\quad 32 \quad}$$

$$\underline{\quad 30 \quad} + \underline{\quad 2 \quad} = \underline{\quad 32 \quad}$$

1	2	3	4	5	6	7	8	9	10
11	12	13	14	15	16	17	18	19	20
21	22	23	24	25	26	27	28	29	30
31	32	33	34	35	36	37	38	39	40
41	42	43	44	45	46	47	48	49	50
51	52	53	54	55	56	57	58	59	60
61	62	63	64	65	66	67	68	69	70
71	72	73	74	75	76	77	78	79	80
81	82	83	84	85	86	87	88	89	90
91	92	93	94	95	96	97	98	99	100

Now you try!

$$54 + 8 = \underline{\quad \quad \quad}$$

$$\underline{\quad \quad \quad} + \underline{\quad \quad \quad} = \underline{\quad \quad \quad}$$

1	2	3	4	5	6	7	8	9	10
11	12	13	14	15	16	17	18	19	20
21	22	23	24	25	26	27	28	29	30
31	32	33	34	35	36	37	38	39	40
41	42	43	44	45	46	47	48	49	50
51	52	53	54	55	56	57	58	59	60
61	62	63	64	65	66	67	68	69	70
71	72	73	74	75	76	77	78	79	80
81	82	83	84	85	86	87	88	89	90
91	92	93	94	95	96	97	98	99	100

$$39 + 5 = \underline{\quad \quad \quad}$$

$$\underline{\quad \quad \quad} + \underline{\quad \quad \quad} = \underline{\quad \quad \quad}$$

1	2	3	4	5	6	7	8	9	10
11	12	13	14	15	16	17	18	19	20
21	22	23	24	25	26	27	28	29	30
31	32	33	34	35	36	37	38	39	40
41	42	43	44	45	46	47	48	49	50
51	52	53	54	55	56	57	58	59	60
61	62	63	64	65	66	67	68	69	70
71	72	73	74	75	76	77	78	79	80
81	82	83	84	85	86	87	88	89	90
91	92	93	94	95	96	97	98	99	100

Adding More Numbers With the Hundreds Chart

Count up on the hundreds chart to find the answers to each addition problem.

$23 + 7 = \underline{\quad}$

$\underline{\quad} + \underline{\quad} = \underline{\quad}$

1	2	3	4	5	6	7	8	9	10
11	12	13	14	15	16	17	18	19	20
21	22	23	24	25	26	27	28	29	30
31	32	33	34	35	36	37	38	39	40
41	42	43	44	45	46	47	48	49	50
51	52	53	54	55	56	57	58	59	60
61	62	63	64	65	66	67	68	69	70
71	72	73	74	75	76	77	78	79	80
81	82	83	84	85	86	87	88	89	90
91	92	93	94	95	96	97	98	99	100

$19 + 9 = \underline{\quad}$


$\underline{\quad} + \underline{\quad} = \underline{\quad}$

1	2	3	4	5	6	7	8	9	10
11	12	13	14	15	16	17	18	19	20
21	22	23	24	25	26	27	28	29	30
31	32	33	34	35	36	37	38	39	40
41	42	43	44	45	46	47	48	49	50
51	52	53	54	55	56	57	58	59	60
61	62	63	64	65	66	67	68	69	70
71	72	73	74	75	76	77	78	79	80
81	82	83	84	85	86	87	88	89	90
91	92	93	94	95	96	97	98	99	100

$45 + 4 = \underline{\quad}$

$\underline{\quad} + \underline{\quad} = \underline{\quad}$

1	2	3	4	5	6	7	8	9	10
11	12	13	14	15	16	17	18	19	20
21	22	23	24	25	26	27	28	29	30
31	32	33	34	35	36	37	38	39	40
41	42	43	44	45	46	47	48	49	50
51	52	53	54	55	56	57	58	59	60
61	62	63	64	65	66	67	68	69	70
71	72	73	74	75	76	77	78	79	80
81	82	83	84	85	86	87	88	89	90
91	92	93	94	95	96	97	98	99	100



Great job!

is an Education.com math superstar

