

American Revolution

5th
Grade

A scroll with a word search grid, an eagle, and a quill pen. The scroll is decorated with yellow stars and a red border. The word search grid is a 10x10 grid of letters. The eagle is perched on the top right corner of the scroll. The quill pen is on the bottom right corner of the scroll.

A	F	D	C	V	J	B	H	M	D	I	P	A
H	S	W	N	W	O	T	K	R	O	Y	B	H
J	L	G	L	D	E	R	Y	N	I	W	S	E
C	E	A	R	L	I	C	O	O	W	B	R	D
T	X	U	F	D	V	S	B	T	O	O	L	M
F	I	Z	O	O	A	H	O	N	B	S	R	A
B	N	O	S	S	P	Q	B	O	O	R	X	E
N	E	N	B	R	G	E	U	T	S	T	U	M
M	D	N	A	D	N	F	V	A	N	K	O	A
A	C	Z	Y	S	K	B	C	G	E	O	I	E
C	Z	Z	P	S	K	B	C	G	E	O	I	E

Camden
Trenton
Princeton
Bunker
Hill
Forktown
Lafayette
Lexington
Boston
Concord

Table of Contents

American Revolution

Don't Tread On Me Flag
Design Your Own "Don't Tread On Me" Flag!
The Battles of Lexington and Concord *
The Capture of Fort Ticonderoga *
The Battle of Bunker Hill *
The Siege of Yorktown *
Major Battles of the American Revolution *
Rewriting History: The Declaration of Independence
Revolutionary War Vocabulary Match-Up #1 *
Revolutionary War Word Scramble
American Revolution Word Search *
Revolutionary War Vocabulary Match-Up #2 *
Write Your Own Declaration!
Extra! Extra!
Revolutionary War Trivia *
American Revolution Game: Battle for the Colonies *

Certificate of Completion

Answer Sheets

** Has an Answer Sheet*

Want more workbooks? Join [Education.com Plus](http://www.education.com/education-plus/) to save time and money.
<http://www.education.com/education-plus/>


NATIONAL SYMBOLS

Don't Tread On Me

DIRECTIONS: Read the passage and answer the following questions.

In 1754, during the French and Indian War Ben Franklin published this cartoon of a rattlesnake cut into 13 pieces, representing the 13 colonies. He wanted the colonies to join together to fight as one. This use of the rattlesnake stood to represent America's resistance spirit and became a symbol of America.

DON'T TREAD ON ME, also known as the Gadsden Flag, is an early American flag. It shows a rattlesnake and the motto "Don't Tread on Me" on a patch of grass over a yellow background. It was designed by Colonel Christopher Gadsden and stood as a symbol of Colonial America and its resistance to British rule.



BENJAMIN FRANKLIN'S CARTOON "JOIN OR DIE"



GADSDEN'S FLAG "DON'T TREAD ON ME"

1. What type of snake is drawn in the "Join or Die" cartoon and the "Don't Tread on Me" flag?
2. What is another name for the Don't Tread on Me flag?
3. Who designed the Don't Tread on Me flag?
2. Who drew the JOIN or DIE cartoon?
3. What does the rattlesnake stand for in Colonial America?

Design Your Own “Don’t Tread On Me” Flag!

The Gadsden’s Flag, also known as the “Don’t Tread on Me” Flag was designed by Colonel Christopher Gadsden in 1775. It served as a symbol of Colonial American Spirit in the fight against the British during the American Revolution. In modern times, the flag is still used as a symbol for American patriotism, disagreement with the government and support for civil liberties.



The use of the snake as a symbol of America can be traced back to the first political cartoon ever drawn. During the French and Indian War, Benjamin Franklin used the image of a snake to represent the colonies. The snake was cut into 8 sections. Each section represented one colony beginning with New England at the head and South Carolina at the tail. He was calling for the colonies to join together in the fight against the Royal French forces and their various allied Native American forces.

It’s time to design your own “Don’t Tread On Me” Flag!

Use the space below to explain why you chose the symbols and colors that you used in your flag!

BATTLES OF THE AMERICAN REVOLUTION

THE BATTLES OF LEXINGTON AND CONCORD

The Battles of Lexington and Concord began the American Revolution. The battles took place on the same day, April 19, 1775. Several towns around Boston, Massachusetts, including Lexington and Concord, saw fighting that day. The battles are known as the “shot heard ‘round the world.”

The militia were citizens who served as volunteer soldiers. They were not trained soldiers, but were often farmers or businessmen. The Massachusetts militia had learned of a British plan to attack the militia supplies in Concord. To prevent this, the militia moved the supplies and waited for the British at Lexington.

Around 400 British soldiers arrived early on April 19 where 77 militiamen were waiting. The first shots were fired and the militia retreated, as they were outnumbered. The British went on to Concord, where they faced militia reinforcements of over 500 men. Now the British were outnumbered and they retreated to Boston under heavy attack from the militia along the way. The militiamen blocked the roads to Boston so the British could not leave, beginning the Siege of Boston.



Map of the Battles of Lexington and Concord



Shots being fired at Lexington

Q & A

Fill in the blank with the correct answer.

What was the date of Lexington and Concord?

What are militia?

What state are Lexington and Concord in?

Where were the first shots fired?

What started when the militia blocked the roads?



The North Bridge in Concord as it looks today

THE CAPTURE OF FORT TICONDEROGA



Drawing of Ethan Allen demanding the surrender of Fort Ticonderoga from Captain William Delaplace, commander of Fort Ticonderoga.

Fort Ticonderoga was a military fort on Lake Champlain in New York. Once known as Fort Carillon, Fort Ticonderoga was the location of several battles during the French and Indian War (1754-1763).

When the Revolutionary War broke out in April 1775, Fort Ticonderoga became very important. Besides its valuable location, the fort had many guns and cannons. The American forces were also concerned that the British would use the fort as a way to attack the American troops from behind.

Both Ethan Allen, colonel of the Vermont militia group called the Green Mountain Boys, and Benedict Arnold, colonel in the Massachusetts militia, were determined

to take Fort Ticonderoga. At dawn on May 10, 1775, 83 of the Green Mountain Boys with Colonel Allen and Colonel Arnold crossed from Vermont to Fort Ticonderoga by boat. They awoke the sleeping British troops and captured the fort. Only one person was injured.

Many of the guns and cannons from the fort were removed in the winter of 1775-1776 by the American forces. The fort was later taken by the British in July 1777, but was surrendered back to the Americans after the Battle of Saratoga in the autumn of 1777.



Fort Ticonderoga as it appears today.

QUICK QUIZ

What state is Fort Ticonderoga in?

Who were the Green Mountain Boys?

When did the American forces capture Fort Ticonderoga?

How many were injured at the Capture of Fort Ticonderoga?



Engraving of Colonel Henry Knox and his troops taking the guns from Fort Ticonderoga.

BATTLES OF THE AMERICAN REVOLUTION

BATTLE OF BUNKER HILL

The Battle of Bunker Hill was a series of three attacks by the British on June 17, 1775 during the Siege of Boston. This was one of the early battles of the American Revolution.

The colonists learned that the British were planning on occupying the hills around Boston, Massachusetts as a way to control the city. The American troops went to the hills and built forts out of earth, called redoubts, to defend the hills.

The British charged the American troops in three attacks. The British had over 3,000 troops and the Americans had 2,500. The Americans won the first two attacks and heavily damaged the British forces. On the third attack, the colonists ran out of ammunition and had to retreat over the hills into Cambridge, Massachusetts.

While the British won the battle, they suffered over 1,000 injuries and deaths, including a large number of officers. The American forces had only 450 deaths or injuries. The Battle of Bunker Hill encouraged the Americans because it proved that the inexperienced colonial forces could fight the well trained and highly experienced British Army.



Map of the Battle of Bunker Hill



British forces attacking at Bunker Hill



One of the attacks of Bunker Hill

Short Answer

Fill in the blank with the correct answer.

The Bunker Hill was part of what siege? _____

What was the date of Bunker Hill? _____

How many attacks were there in the battle? _____

What state is Boston in? _____

What did the Battle of Bunker Hill show the Americans?

BATTLES OF THE AMERICAN REVOLUTION

SIEGE OF YORKTOWN

The Siege of Yorktown was the last major battle of the American Revolution. It signaled the end of the war, as the British general, Lord Cornwallis, surrendered to General George Washington, commander of the American forces. The British signed the Treaty of Paris on September 3, 1783, which finally ended the war.

The battle was fought in Yorktown, Virginia from September 28 to October 19, 1781. The battle was fought both on land and on the sea. The French army and navy joined the American army to fight against the British. The French army was lead by General Rochambeau and the French navy was headed by Admiral de Grasse.



Washington marched to Virginia from New York to meet with the French navy, which sailed in from the West Indies.



American troops, under Lt. Col. Alexander Hamilton, rushed the British fortification, called a redoubt, at Yorktown.



Plan of the Siege of Yorktown, drawn in 1875

Q & A

Fill in the blank with the correct answer.

What year was the Siege of Yorktown?

Who lead the American forces?

What country came to help the Americans?

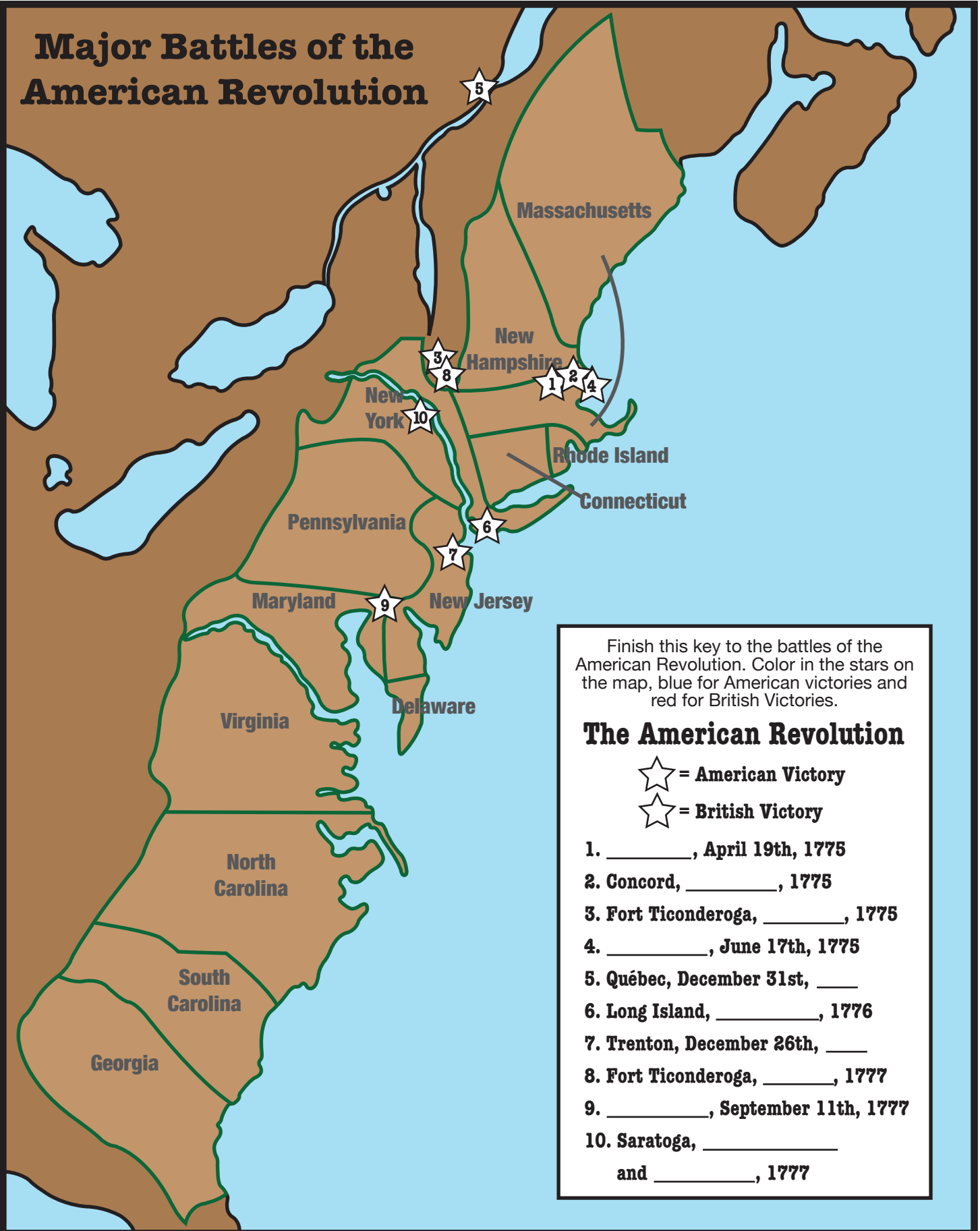
What state is Yorktown in?

What treaty ended the American Revolution?



General Rochambeau (in light blue) and General Washington (in dark blue) at the end of the siege.

Major Battles of the American Revolution



Finish this key to the battles of the American Revolution. Color in the stars on the map, blue for American victories and red for British Victories.

The American Revolution

★ = American Victory

★ = British Victory

1. _____, April 19th, 1775
2. Concord, _____, 1775
3. Fort Ticonderoga, _____, 1775
4. _____, June 17th, 1775
5. Québec, December 31st, ____
6. Long Island, _____, 1776
7. Trenton, December 26th, ____
8. Fort Ticonderoga, _____, 1777
9. _____, September 11th, 1777
10. Saratoga, _____
and _____, 1777

Revolutionary War Vocabulary Match-Up

Match each important person from the Revolutionary War below with one of the facts about him.

- 1.** PAUL REVERE
Drew a snake cartoon which represented unity and independence.
- 2.** KING GEORGE
First person to sign the Declaration of Independence.
- 3.** JOHN ADAMS
Believed to have helped sew the first American flag.
- 4.** BENJAMIN FRANKLIN
Founder of the Sons of Liberty. He is also John Adams' cousin.
- 5.** GEORGE WASHINGTON
Served as a messenger in the war to warn the colonists that the British soldiers were close by.
- 6.** SAMUEL ADAMS
Ruler of Great Britain from 1760 - 1820
- 7.** JOHN HANCOCK
Served as general in the Battle of Lexington and Concord. After the war, he became president.
- 8.** BETSY ROSS
Second president of the United States.



Revolutionary War Word Scramble

Unscramble each word and then find it below.



1. **ntyokrow** _____



2. **nstobo** _____



3. **yastlitlos** _____



4. **stiapotr** _____



5. **rtoaaga** _____



6. **todeasrc** _____

7. **silnoceo** _____

8. **xtoaniat** _____



Adams

Boston

Franklin

Loyalists

Colonies

Revere

Taxation

Redcoats

Patriots

Yorktown

Saratoga

British

Revolutionary War Word Search

Find and circle the names of the important cities and battles of the American Revolutionary War below. Words can be vertical, horizontal, diagonal, forward or backward.



A	F	D	C	V	J	B	H	M	D	I	P	A
H	S	W	N	W	O	T	K	R	O	Y	B	H
J	L	G	L	D	I	R	Y	Y	I	W	S	E
C	E	A	R	L	E	C	O	N	C	O	R	D
T	X	U	F	K	I	S	B	O	R	B	L	M
F	I	Z	O	A	V	H	U	T	D	O	R	A
B	N	O	S	P	Y	Q	R	N	K	S	X	E
N	G	S	R	G	L	E	V	E	O	T	U	Y
E	T	Y	D	N	N	F	T	R	K	O	O	C
D	O	B	U	I	L	C	A	T	R	N	D	R
M	N	A	Y	V	J	X	G	S	E	Z	U	L
A	G	P	R	I	N	C	E	T	O	N	J	B
C	Z	Y	S	K	B	O	M	J	I	H	L	R


CAMDEN
TRENTON
PRINCETON

BUNKER HILL
YORKTOWN
LAFAYETTE

LEXINGTON
BOSTON
CONCORD

Write Your Own Declaration!

The Declaration of Independence was written as a statement to officially declare the United States' freedom from the British Empire. If you could write your own official declaration, what would you write about? It could be anything - from your love of mint chip ice cream to your strong support of our troops. Be creative and be passionate about your topic.



A large, light-brown scroll with a dark brown border and four wooden rollers (two on the left, two on the right). The scroll is unrolled and contains 30 horizontal black lines for writing. At the bottom right of the scroll, there is a horizontal line followed by the text "(Sign Here)".

Revolutionary War



Questionnaire



Answer the following questions on the Civil War.

1. Who did America fight in the Revolutionary War?

2. Which country provided help and aid to America during the Revolutionary War?

3. Which treaty ended the war?

4. Who was the British King during the Revolutionary War?

5. Where did the last battle of the war take place?

6. Who wrote the Declaration of Independence?

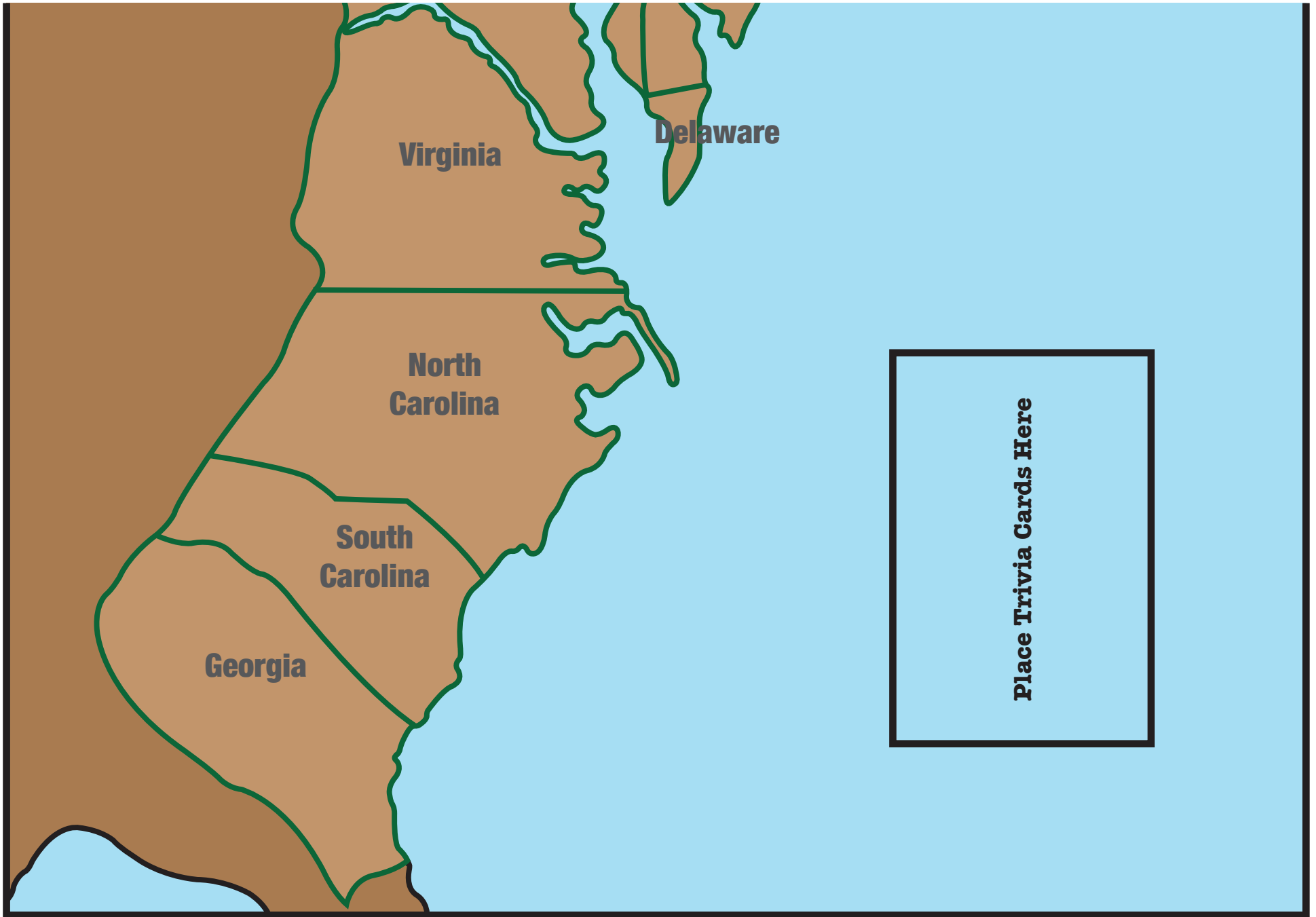
7. Where were the two places the British and American colonists engaged in battle for the first time?

8. Where did the British army surrender?

9. Which Continental Army soldier is known for switching sides and joining the British army?

The American Revolution Game: Battle for the Colonies





Virginia

Delaware

North
Carolina

South
Carolina

Georgia

Place Trivia Cards Here

How To Play

You will need:

- 4 dice (2 for each player)
- 28 cut out squares, or "troops" (see below)

Objective:

To defeat the troops of the opposing side and conquer all 13 colonies.

Setting up the board:


1. To start, each player will roll their dice. Whoever rolls the higher number will be Player 1, and he/she will first choose a side (American or British). Player 2 will become the opposing side.
2. Player 1 will be the first to put troops on the board in preparation for battle. Place 3 colored "troops" markers on one colony of your choice. Then, each player will take turns placing troops 3 at a time, either in a new colony or one that you already claimed (but, in this phase of the game, the 3 troops must be placed together), until each player has placed 18 troops.
3. When all the troops are placed, it's time to battle for the colonies! Player 1 will take the first turn.

Taking your turn:


Each turn will consist of 3, in this order-

1. Trivia card - the opposing side draws a trivia card for the player whose turn it is. This is mandatory, but you do not have to answer the question if you don't know the answer! If you don't know the answer to the question, put the card at the bottom of the deck and move on. If you answer the question correctly, you get to add 3 additional troops to the board, in any colonies you want. You can put all the troops in one colony, or put each troop in separate colonies. If you answer the question incorrectly, your opponent gets to remove 2 of your troops from any colony he or she wants!
2. Go to battle! - this is not mandatory. If you don't feel like battling, don't. But, if you do decide to invade another colony, you must follow these rules:
 - You may only invade one colony per turn.
 - The colony you invade must be adjacent (next to) a colony of your own.
 - You must have at LEAST 2 troops in the colony you are attacking from.
 - Battles are fought by rolling dice. Both sides will roll their dice AT THE SAME TIME. Whoever rolls the higher number wins and gets to remove one of the losing side's troops.
 - If it's a tie, roll again.
 - The battle ends when one side loses all of his or her troops, or when one side surrenders.
 - Your opponent may "surrender" a battle by giving up his/her colony to you, and moving his/her remaining troops to different colonies.
 - You may "surrender" a battle by giving up your attacking colony to your opponent and moving your remaining troops to different colonies.
3. Fortify your troops - this will always happen whether you won your battle or answered your trivia question. At the end of each turn you may rearrange the troops in your colonies. You may move as many troops as you like to and from ANY of your colonies. However, each of your colonies must contain at least 1 troop to hold it as yours.

American Forces



British Forces



American Revolution Trivia Cards

Where and when was the first battle of the American Revolution?

What is the famous phrase used to describe the first shot fired in the American Revolution?

Who was the British King during the war?

Name the man who is remembered for warning the Patriots of the first British invasion.

**BLINDFOLD QUESTION:
Name the original 13 colonies WITHOUT looking at the game board.**

Which town was Paul Revere in when he saw the light in the belfry?

Which American general turned traitor and began to spy for the British?

What system was used for colonists to send messages back and forth?

Which country helped the Americans with money and troops to help them in the war?

American Revolution Trivia Cards

Who was the head of the committee that wrote the Declaration of Independence?

Where was the last battle of the American Revolution?

Some Germans fought for the British. What were they called?

Who wrote the famous poem "Paul Revere's Ride"?

**BLINDFOLD QUESTION:
Recite the first stanza of the famous poem, Paul Revere's Ride.**

How did the colonists dress during the Boston Tea Party?


What was the Olive Branch Petition?

Who wrote the pamphlet called "Common Sense"?

**When was the Declaration of Independence actually signed?
(Hint: It's not July 4th)**

Great job!

is an Education.com reading superstar



Answer Sheets

American Revolution

The Battles of Lexington and Concord
The Capture of Fort Ticonderoga
The Battle of Bunker Hill
The Siege of Yorktown
Major Battles of the American Revolution
Revolutionary War Vocabulary Match-Up #1
American Revolution Word Search
Revolutionary War Vocabulary Match-Up #2
Revolutionary War Trivia
American Revolution Game: Battle for the Colonies

Want more workbooks? Join Education.com Plus to save time and money.
<http://www.education.com/education-plus/>

Answer Sheet

BATTLES OF THE AMERICAN REVOLUTION

THE BATTLES OF LEXINGTON AND CONCORD

The Battles of Lexington and Concord began the American Revolution. The battles took place on the same day, April 19, 1775. Several towns around Boston, Massachusetts, including Lexington and Concord, saw fighting that day. The battles are known as the “shot heard ‘round the world.”

The militia were citizens who served as volunteer soldiers. They were not trained soldiers, but were often farmers or businessmen. The Massachusetts militia had learned of a British plan to attack the militia supplies in Concord. To prevent this, the militia moved the supplies and waited for the British at Lexington.

Around 400 British soldiers arrived early on April 19 where 77 militiamen were waiting. The first shots were fired and the militia retreated, as they were outnumbered. The British went on to Concord, where they faced militia reinforcements of over 500 men. Now the British were outnumbered and they retreated to Boston under heavy attack from the militia along the way. The militiamen blocked the roads to Boston so the British could not leave, beginning the Siege of Boston.



Map of the Battles of Lexington and Concord



Shots being fired at Lexington

Q & A

Fill in the blank with the correct answer.

What was the date of Lexington and Concord?

April 19, 1775

What are militia?

Volunteer soldiers who are regular citizens

What state are Lexington and Concord in?

Massachusetts

Where were the first shots fired?

Lexington

What started when the militia blocked the roads?

The Siege of Boston



The North Bridge in Concord as it looks today

Answer Sheet

BATTLES OF THE AMERICAN REVOLUTION

THE CAPTURE OF FORT TICONDEROGA



Drawing of Ethan Allen demanding the surrender of Fort Ticonderoga from Captain William Delaplace, commander of Fort Ticonderoga.

Fort Ticonderoga was a military fort on Lake Champlain in New York. Once known as Fort Carillon, Fort Ticonderoga was the location of several battles during the French and Indian War (1754-1763).

When the Revolutionary War broke out in April 1775, Fort Ticonderoga became very important. Besides its valuable location, the fort had many guns and cannons. The American forces were also concerned that the British would use the fort as a way to attack the American troops from behind.

Both Ethan Allen, colonel of the Vermont militia group called the Green Mountain Boys, and Benedict Arnold, colonel in the Massachusetts militia, were determined

to take Fort Ticonderoga. At dawn on May 10, 1775, 83 of the Green Mountain Boys with Colonel Allen and Colonel Arnold crossed from Vermont to Fort Ticonderoga by boat. They awoke the sleeping British troops and captured the fort. Only one person was injured.

Many of the guns and cannons from the fort were removed in the winter of 1775-1776 by the American forces. The fort was later taken by the British in July 1777, but was surrendered back to the Americans after the Battle of Saratoga in the autumn of 1777.



Fort Ticonderoga as it appears today.

QUICK QUIZ

What state is Fort Ticonderoga in?

New York

Who were the Green Mountain Boys?

A Vermont militia group

When did the American forces capture Fort Ticonderoga?

May 10, 1775

How many were injured at the Capture of Fort Ticonderoga?

One



Engraving of Colonel Henry Knox and his troops taking the guns from Fort Ticonderoga.

Answer Sheet

BATTLES OF THE AMERICAN REVOLUTION

BATTLE OF BUNKER HILL

The Battle of Bunker Hill was a series of three attacks by the British on June 17, 1775 during the Siege of Boston. This was one of the early battles of the American Revolution.

The colonists learned that the British were planning on occupying the hills around Boston, Massachusetts as a way to control the city. The American troops went to the hills and built forts out of earth, called redoubts, to defend the hills.

The British charged the American troops in three attacks. The British had over 3,000 troops and the Americans had 2,500. The Americans won the first two attacks and heavily damaged the British forces. On the third attack, the colonists ran out of ammunition and had to retreat over the hills into Cambridge, Massachusetts.

While the British won the battle, they suffered over 1,000 injuries and deaths, including a large number of officers. The American forces had only 450 deaths or injuries. The Battle of Bunker Hill encouraged the Americans because it proved that the inexperienced colonial forces could fight the well trained and highly experienced British Army.



Map of the Battle of Bunker Hill



British forces attacking at Bunker Hill



One of the attacks of Bunker Hill

Short Answer

Fill in the blank with the correct answer.

The Bunker Hill was part of what siege? The Siege of Boston

What was the date of Bunker Hill? June 17, 1775

How many attacks were there in the battle? Three

What state is Boston in? Massachusetts

What did the Battle of Bunker Hill show the Americans?

That they could fight the experienced British Army

Answer Sheet

BATTLES OF THE AMERICAN REVOLUTION

SIEGE OF YORKTOWN

The Siege of Yorktown was the last major battle of the American Revolution. It signaled the end of the war, as the British general, Lord Cornwallis, surrendered to General George Washington, commander of the American forces. The British signed the Treaty of Paris on September 3, 1783, which finally ended the war.

The battle was fought in Yorktown, Virginia from September 28 to October 19, 1781. The battle was fought both on land and on the sea. The French army and navy joined the American army to fight against the British. The French army was led by General Rochambeau and the French navy was headed by Admiral de Grasse.



American troops, under Lt. Col. Alexander Hamilton, rushed the British fortification, called a redoubt, at Yorktown.



Plan of the Siege of Yorktown, drawn in 1875

Washington marched to Virginia from New York to meet with the French navy, which sailed in from the West Indies.



General Rochambeau (in light blue) and General Washington (in dark blue) at the end of the siege.

Q & A

Fill in the blank with the correct answer.

What year was the Siege of Yorktown?

1781

Who led the American forces?

General George Washington

What country came to help the Americans?

France

What state is Yorktown in?

Virginia

What treaty ended the American Revolution?

Treaty of Paris

Answer Sheet

Major Battles of the American Revolution

Finish this key to the battles of the American Revolution. Color in the stars on the map, blue for American victories and red for British Victories.

The American Revolution

- = American Victory
- = British Victory

1. Lexington, April 19th, 1775
2. Concord, April 19th, 1775
3. Fort Ticonderoga, May 10th, 1775
4. Bunker Hill, June 17th, 1775
5. Québec, December 31st, 1775
6. Long Island, August 27th, 1776
7. Trenton, December 26th, 1776
8. Fort Ticonderoga, July 5th, 1777
9. Brandywine, September 11th, 1777
10. Saratoga, September 19th and October 7th, 1777

Answer Sheet

Revolutionary War Vocabulary Match-Up

Match each important person from the Revolutionary War below with one of the facts about him.

- | | |
|----------------------|---|
| 1. PAUL REVERE | Drew a snake cartoon which represented unity and independence. |
| 2. KING GEORGE | First person to sign the Declaration of Independence. |
| 3. JOHN ADAMS | Believed to have helped sew the first American flag. |
| 4. BENJAMIN FRANKLIN | Founder of the Sons of Liberty. He is also John Adams' cousin. |
| 5. GEORGE WASHINGTON | Served as a messenger in the war to warn the colonists that the British soldiers were close by. |
| 6. SAMUEL ADAMS | Ruler of Great Britain from 1760 - 1820 |
| 7. JOHN HANCOCK | Served as general in the Battle of Lexington and Concord. After the war, he became president. |
| 8. BETSY ROSS | Second president of the United States. |



Answer Sheet

Revolutionary War Word Search

Find and circle the names of the important cities and battles of the American Revolutionary War below. Words can be vertical, horizontal, diagonal, forward or backward.



CAMDEN
TRENTON
PRINCETON

BUNKER HILL
YORKTOWN
LAFAYETTE

LEXINGTON
BOSTON
CONCORD

Answer Sheet

Revolutionary War Vocabulary Match-Up

Match each term with its meaning or definition.

- | | |
|----------------------|--|
| 1. PATRIOTS | Group of individuals that create laws in Great Britain. |
| 2. REDCOAT | Individuals who supported the British government during the American Revolution. |
| 3. LOYALISTS | A British soldier whose uniform was red. |
| 4. PARLIAMENT | American soldiers who were ready to fight in a minute's warning. |
| 5. BOYCOTT | First law passed by Parliament to tax the colonists. |
| 6. MINUTEMEN | People who lived in the colonies and fought against the British. |
| 7. STAMP ACT | A crime against one's own country. |
| 8. REVOLUTIONARY WAR | Conflict between British government and the 13 colonies. |
| 9. TREASON | To refuse to buy items from a particular country or business. |



Answer Sheet

Revolutionary War

Questionnaire

Answer the following questions on the Civil War.

1. Who did America fight in the Revolutionary War?

GREAT BRITAIN

2. Which country provided help and aid to America during the Revolutionary War?

FRANCE

3. Which treaty ended the war?

TREATY OF PARIS

4. Who was the British King during the Revolutionary War?

KING GEORGE III

5. Where did the last battle of the war take place?

YORKTOWN

6. Who wrote the Declaration of Independence?

THOMAS JEFFERSON

7. Where were the two places the British and American colonists engaged in battle for the first time?

LEXINGTON AND CONCORD

8. Where did the British army surrender?

SARATOGA

9. Which Continental Army soldier is known for switching sides and joining the British army?

BENEDICT ARNOLD

Answer Sheet

American Revolution Trivia Card Answers

Q: Where and when was the was the first battle of the American Revolution?

A: Lexington, April 19, 1776

Q: What is the famous phrase used to describe the first shot fired in the American Revolution?

A: The shot heard around the world.

Q: Who was the British King during the war?

A: King George III

Q: Name the man who is remembered for warning the Patriots of the first British invasion.

A: Paul Revere

BLINDFOLD QUESTION: Name the original 13 colonies WITHOUT looking at the game board.

A: Massachusetts, New Hampshire, New York, Connecticut, Rhode Island, Pennsylvania, New Jersey, Maryland, Virginia, Delaware, North Carolina, South Carolina, Georgia

Q: Which town was Paul Revere in when he saw the light in the belfry?

A: Charleston

Q: Which American general turned traitor and began to spy for the British:

A: Benedict Arnold

Q: What system was used for colonists to send messages back and forth?

A: "Committees of Correspondence" who carried messages on horseback.

Q: Which country helped the Americans with money and troops to help them in the war?

A: France, Spain also sent aid.

Answer Sheet

American Revolution Trivia Card Answers

Q: Who was the head of the committee that wrote the Declaration of Independence?

A: Thomas Jefferson

Q: Where was the last battle of the American Revolution?

A: Yorktown

Q: Some Germans fought for the British. What were they called?

A: Hessians

Q: Who wrote the famous poem “Paul Revere’s Ride”?

A: Henry Wadsworth Longfellow

BLINDFOLD QUESTION: Recite the first stanza of the famous poem, “Paul Revere’s Ride”

A: Listen my children and you shall hear of the midnight ride of Paul Revere, on the 18th of April in ‘76, hardly a man is now alive who remembers that famous day and year.

Q: How did the colonists dress during the Boston Tea Party?

A: They dressed up like Native Americans so the British couldn’t punish any one person; they’d have to punish the whole city of Boston.

Q: What was the Olive Branch Petition?

A: It was a document sent to King George III to let him know the colonists were loyal to him and to Britain, and they asked him to respond to their complaints. It failed - King George declared them in rebellion about 1 month later.

Q: Who wrote the pamphlet called “Common Sense”?

A: Thomas Paine

Q: When was the Declaration of Independence signed?

A: August 2nd, 1776