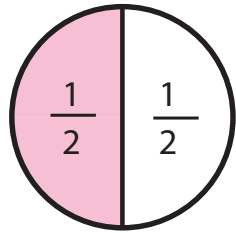
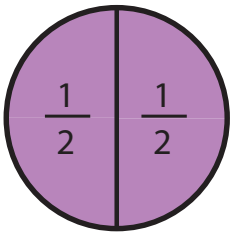


# Learning About Equal and Unequal Shares

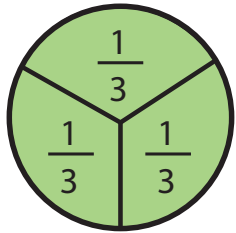
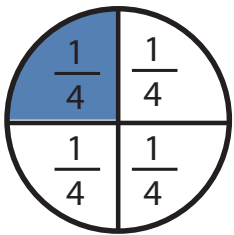
**3**rd  
Grade



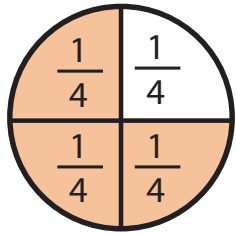
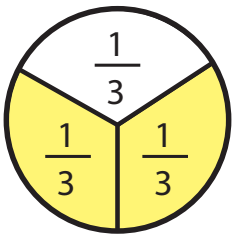

$$\frac{2}{3}$$

$$\frac{1}{2}$$

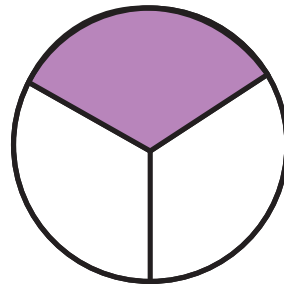
$$\frac{3}{3}$$



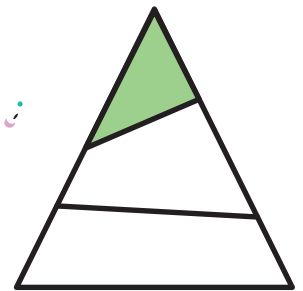
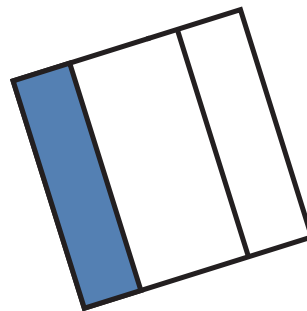
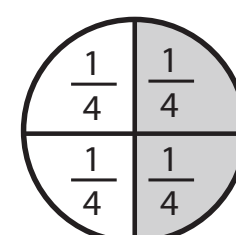
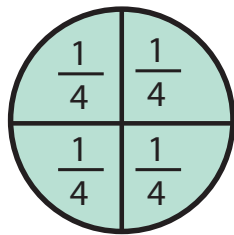
$$\frac{1}{4}$$



$$\frac{1}{2}$$



$$\frac{1}{3}$$



# Table of Contents

## Learning About Equal and Unequal Shares

Learning About Equal and Unequal Shares \*

Learning About Equal Shares \*

Circle the Equal Parts \*

Draw Equal Parts \*

Identifying Halves \*

Identifying Thirds \*

Identifying Fourths \*

Fractions: Halves, Thirds, Fourths \*

Find the Halves, Thirds, and Fourths \*

Identifying Halves, Thirds, and Fourths \*

Parts of a Whole \*

Pizza Fractions: Halves \*

Pizza Fractions: Thirds \*

Pizza Fractions: Fourths \*

Spin to Win: Fractions

Make a Match: Fractions

Certificate of Completion

Answer Sheets

*\* Includes Answer Sheet*

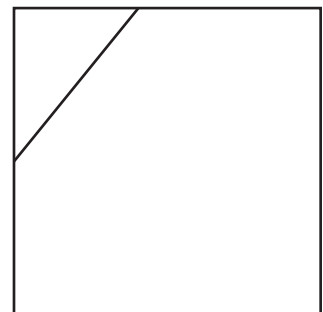

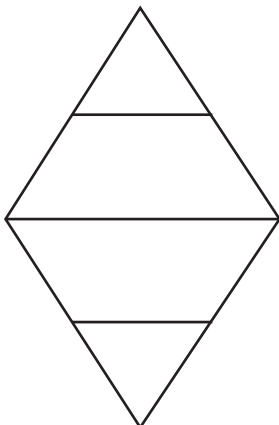
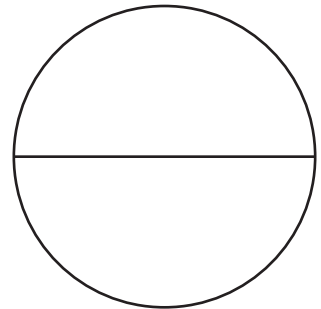
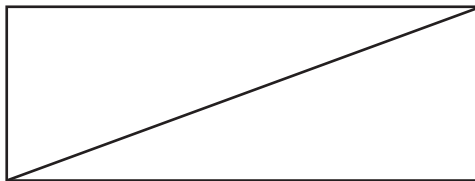

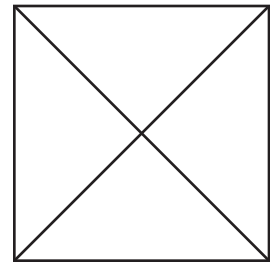
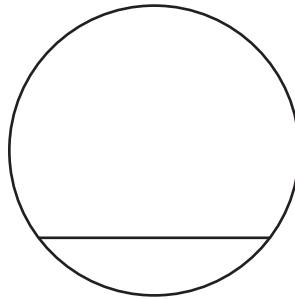
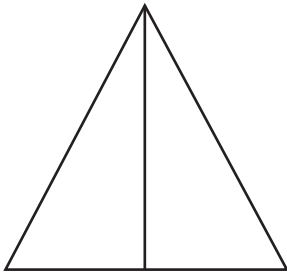
# Learning About Equal and Unequal Shares

-If a shape is divided into parts that are of equal shape and size, it's divided into equal shares.

-If a shape is divided into parts that are of unequal shape and size, it's divided into unequal shares.

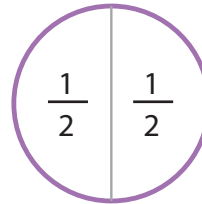

Directions:

Draw a **purple** circle around the shapes divided into equal shares. Then, draw a **green** circle around the shapes divided into unequal shares.

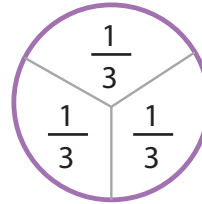


# Learning About Equal Shares

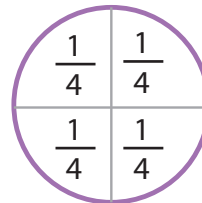
This purple circle represents one whole.  
This shape can be divided into equal parts.



There are 2 halves.  
Each equal part equals one half.




There are 3 thirds.  
Each equal part equals one third.



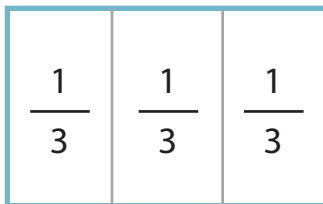
There are 4 fourths.  
Each equal part equals one fourth.

Let's look at some examples  
of how this shape can be  
divided into equal parts!



Write the number of equal parts you see in each of the wholes. Then, write the correct fraction in each equal part. *The first question has been completed for you.*

1.



3 equal parts

There are 3 thirds.

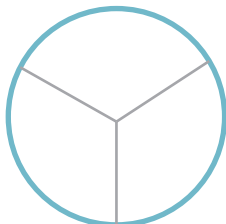
2.



\_\_\_\_\_ equal parts

There are 2 \_\_\_\_\_.


3.



\_\_\_\_\_ equal parts

There are 3 \_\_\_\_\_.

4.



\_\_\_\_\_ equal parts


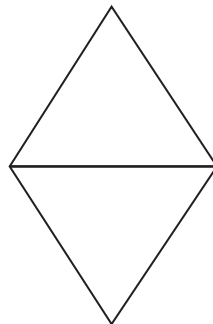


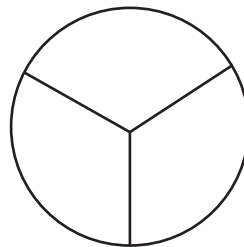

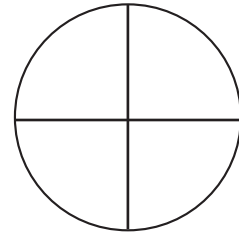
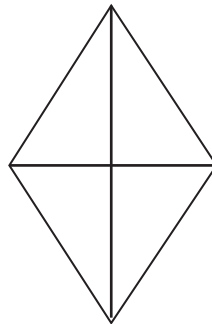

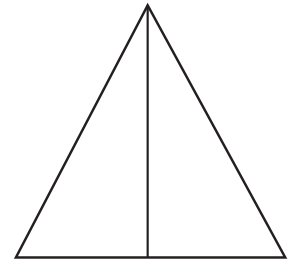

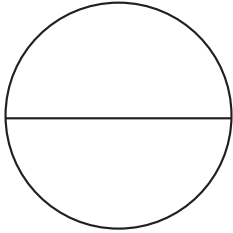
There are 4 \_\_\_\_\_.

# Circle the Equal Parts

Draw a **blue** circle around the shapes showing two equal parts, or halves.

Draw a **green** circle around the shapes showing three equal parts, or thirds.

Use a **purple** circle around the shapes showing four equal parts, or fourths.



# Draw Equal Parts

Dividing brownies into equal parts is an important and delicious job! Follow the directions below to divide the brownies in three different ways.

**Directions:**



1) Show two ways to divide these brownies into two equal parts or halves. Then, shade  $\frac{1}{2}$  of each brownie.





2) Show two ways to divide these brownies into three equal parts or thirds. Then, shade  $\frac{2}{3}$  of each brownie.



3) Show two ways to divide these brownies into four equal parts or fourths. Then, shade  $\frac{3}{4}$  of the brownie.



4) You have three brownies that are all the same size. The first brownie is cut into halves. The second brownie is cut into thirds. And the third brownie is cut into fourths. Which brownie has the largest pieces? Which brownie has the smallest pieces? Show your work in the space provided.




---

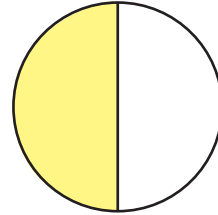
---

## Identifying Halves


Write the correct fraction term that represents the shaded part of each shape:  
zero halves, one half, or two halves.



-----



-----



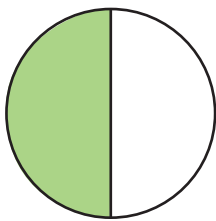
-----




-----

Write the correct fraction that represents the shaded part of each shape:


$\frac{0}{2}$ ,  $\frac{1}{2}$ , or  $\frac{2}{2}$



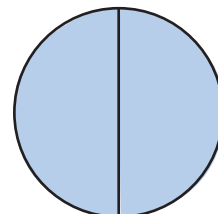
-----



-----



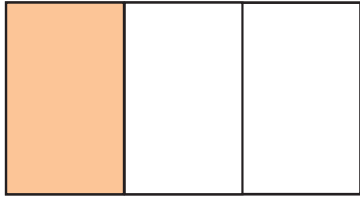
-----



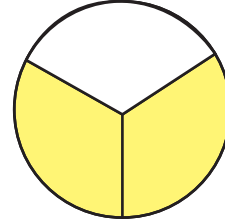
-----

## Identifying Thirds


Write the correct fraction term that represents the shaded part of each shape: zero thirds, one third, two thirds, or three thirds.



-----



-----



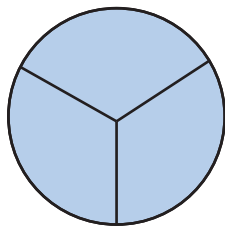
-----



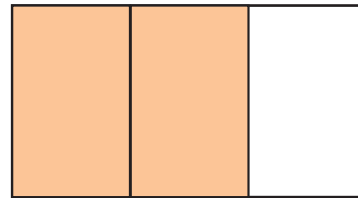
-----

Write the correct fraction that represents the shaded part of each shape:


$\frac{0}{3}$ ,  $\frac{1}{3}$ ,  $\frac{2}{3}$  or  $\frac{3}{3}$



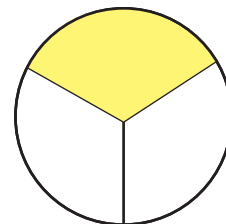
-----



-----



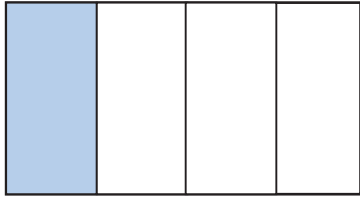
-----



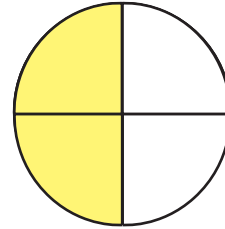
-----

## Identifying Fourths

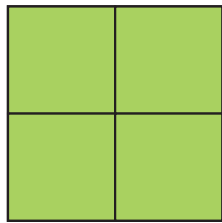
Write the correct fraction term that represents the shaded part of each shape: zero fourths, one fourth, two fourths, three fourths, or four fourths.



-----



-----



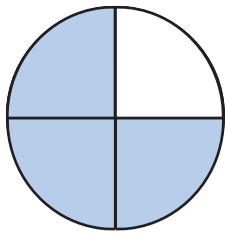
-----




-----

Write the correct fraction that represents the shaded part of each shape:


$\frac{0}{4}$ ,  $\frac{1}{4}$ ,  $\frac{2}{4}$  or  $\frac{3}{4}$



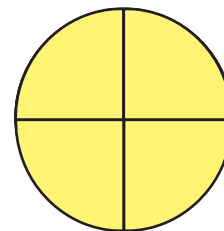
-----



-----



-----




-----

# Fractions: Halves, Thirds, Fourths




1) Divide this cookie into two equal parts. Write  $\frac{1}{2}$  in each section of the cookie.




Now, shade  $\frac{1}{2}$  of this cookie.

2) Divide this cookie into three equal parts. Write  $\frac{1}{3}$  in each section of the cookie.



Now, shade  $\frac{2}{3}$  of this cookie.

3) Divide this cookie into four equal parts. Write  $\frac{1}{4}$  in each section of the cookie.



Now, shade  $\frac{1}{4}$  of this cookie.

4) Janice wants to divide a cookie into equal parts so that each of her three friends get the same portion of the cookie. Will Janice cut the cookie into halves, thirds or fourths?

\_\_\_\_\_

## Find the Halves, Thirds and Fourths

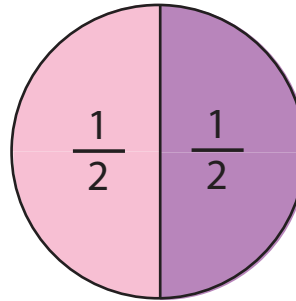
The circles below are divided into halves, thirds or fourths. Write the correct fraction in the blank space .

**Example:**

I see one whole circle.

$\frac{1}{2}$  of the circle is pink.

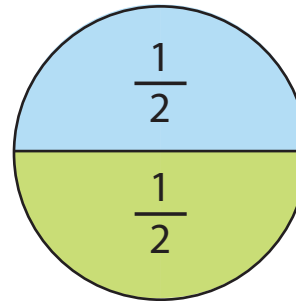
$\frac{1}{2}$  of the circle is purple.



I see one whole circle.

\_\_\_ of the circle is green.

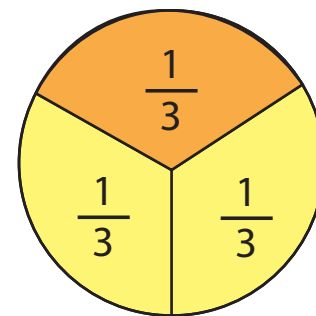
\_\_\_ of the circle is blue.



I see one whole circle.

\_\_\_ of the circle is orange.

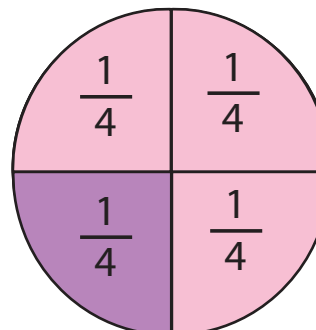
\_\_\_ of the circle is yellow.



I see one whole circle.

\_\_\_ of the circle is pink.

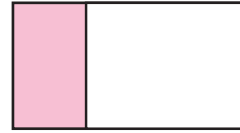
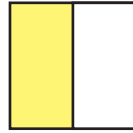
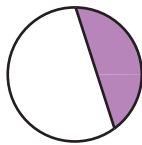
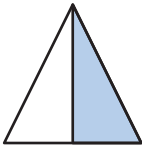
\_\_\_ of the circle is purple.



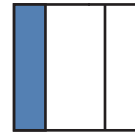
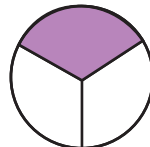
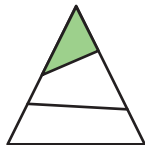
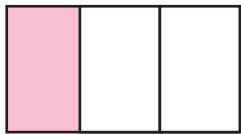
# Identifying Halves, Thirds, and Fourths

Directions: Circle the correct shapes.

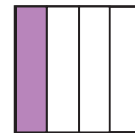
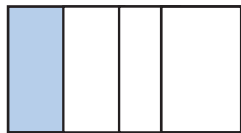
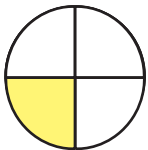
1) Circle the shapes that represent the fraction  $\frac{1}{2}$ .



2) Circle the shapes that represent the fraction  $\frac{1}{3}$ .



3) Circle the shapes that represent the fraction  $\frac{1}{4}$ .



4)


a. How many halves are there in a whole? \_\_\_\_\_

b. How many thirds are there in a whole? \_\_\_\_\_

c. How many fourths are there in a whole? \_\_\_\_\_

# Parts of a Whole


Directions: Match the image with the correct math sentence.



Four fourths make up a whole.



Three thirds make up a whole.



Two halves make up a whole.

# Pizza Fractions: Halves


Directions: Choose a fraction term from the word box to fill in the blank space.

Two halves    One whole    One half    Two wholes    One fourth


**Problem #1** \_\_\_\_\_ of this pizza has cheese toppings.



**Problem #2** \_\_\_\_\_ of this pizza has pepperoni.



**Problem #3** \_\_\_\_\_ of this pizza has olive toppings.



**Problem #4** \_\_\_\_\_ of this pizza has mushroom toppings.



# Pizza Fractions: Thirds


Directions: Choose a fraction term from the word box to fill in the blank space.

Three thirds or one whole    One third    Two thirds    One fourth

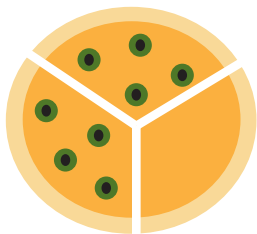
**Problem #1** \_\_\_\_\_ of this pizza has cheese toppings.



**Problem #2** \_\_\_\_\_ of this pizza has pepperoni toppings.



**Problem #3** \_\_\_\_\_ of this pizza has olive toppings.



**Problem #4** \_\_\_\_\_ of this pizza has mushroom toppings.



# Pizza Fractions: Fourths


Directions: Choose a fraction term from the word box to fill in the blank space.

Four fourths or one whole    One fourth    Two fourths    Three fourths


Problem #1 \_\_\_\_\_ of this pizza has cheese toppings.



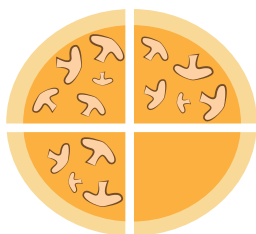
Problem #2 \_\_\_\_\_ of this pizza has pepperoni toppings.



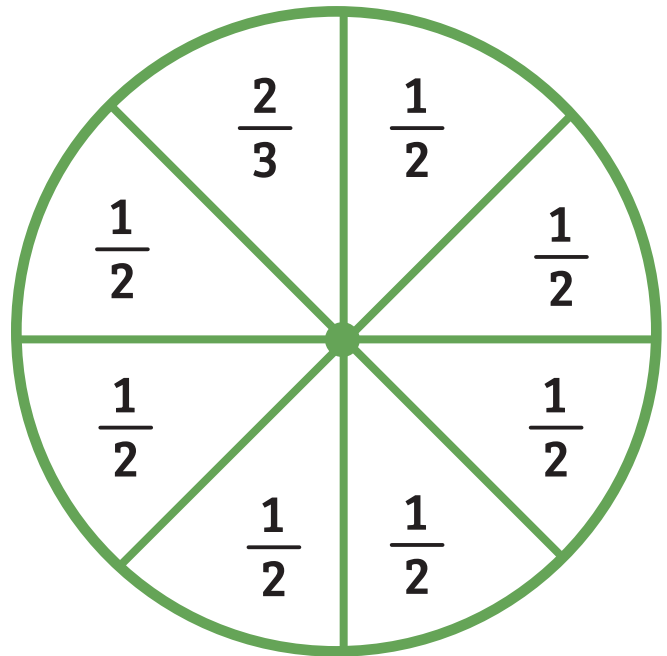
Problem #3 \_\_\_\_\_ of this pizza has olive toppings.



Problem #4 \_\_\_\_\_ of this pizza has mushroom toppings.



# Spin to Win: Fractions



## Materials

- Paper clip (to create spinner)
- Gameboard

## Steps

- Spin the paper clip.
- Choose an image on the gameboard to shade. The fraction you land on will determine the number of sections that you shade.
- Repeat these steps on your next turn.
- The winner is the first person to shade four images in a row.


# Make a Match: Fractions

## Get Ready to Play

**Cut out picture cards.**

**Shuffle picture cards.**

**Place picture cards face down in one pile.**

**Cut out fraction cards.**

**Shuffle fraction cards.**

**Place fraction cards face down in a second pile.**

## How to Play

### **Step 1**

**Player 1 draws one card from the picture pile and one card from fraction pile.  
If player 1 has a match, she places the match face up next to her.**

**Player 2 completes Step 1.**

### **Step 2**

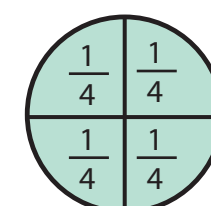
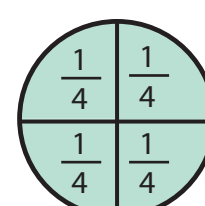
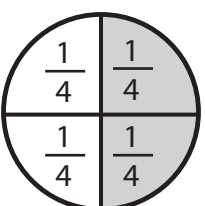
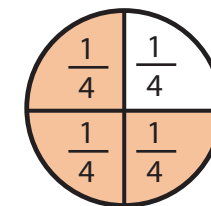
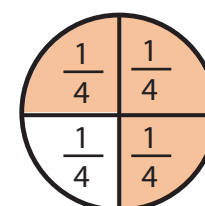
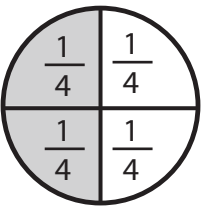
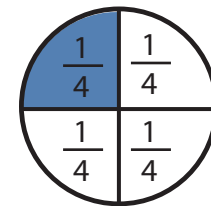
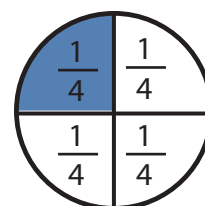
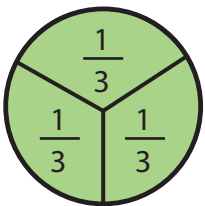
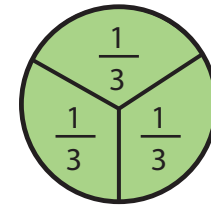
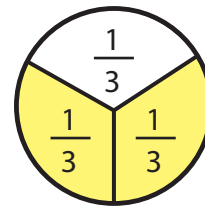
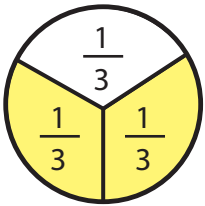
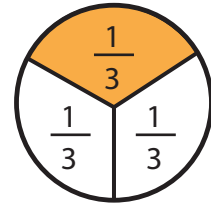
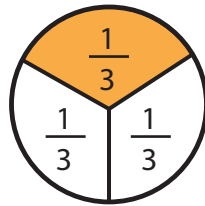
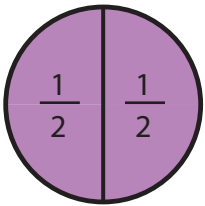
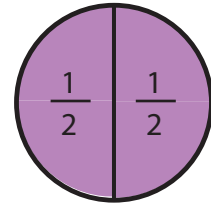
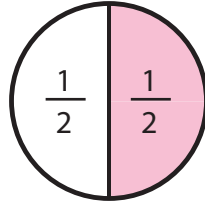
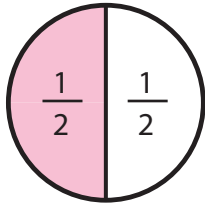
**Player 1 chooses one card in her hand to place back on the bottom of its card pile.  
Player 1 chooses a new card from this pile.  
If player 1 has a match, she places the match face up next to her.**

**Player 2 completes Step 2.**

**Players 1 and 2 continue playing until the first player has 3 matches.**

Name \_\_\_\_\_

Date \_\_\_\_\_



Name \_\_\_\_\_

Date \_\_\_\_\_



$$\frac{1}{2}$$

$$\frac{1}{2}$$

$$\frac{1}{3}$$

$$\frac{1}{3}$$

$$\frac{2}{2}$$

$$\frac{2}{2}$$

$$\frac{2}{3}$$

$$\frac{2}{3}$$

$$\frac{3}{3}$$

$$\frac{1}{4}$$

$$\frac{1}{4}$$

$$\frac{3}{3}$$

$$\frac{2}{4}$$

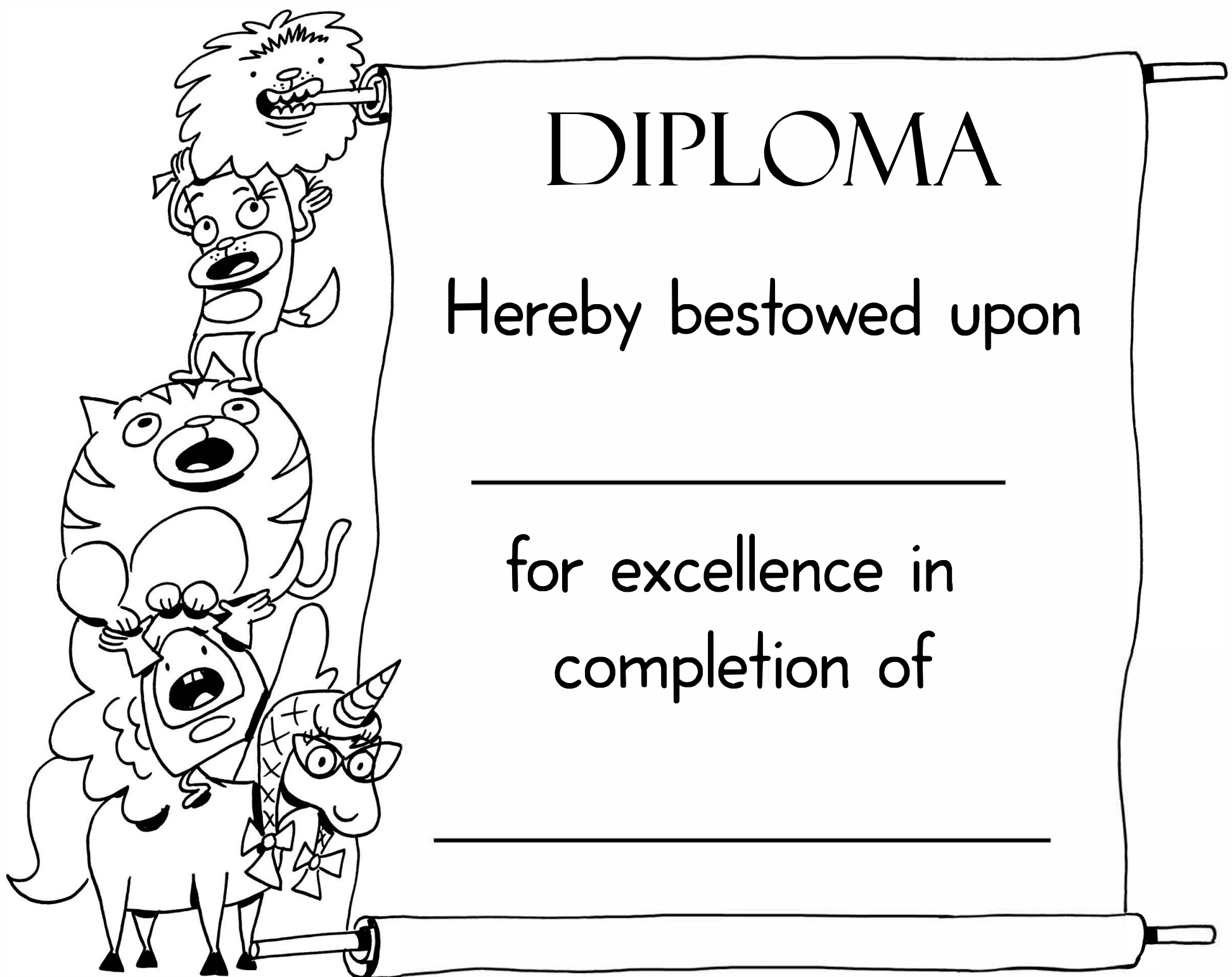
$$\frac{3}{4}$$

$$\frac{3}{4}$$

$$\frac{2}{4}$$

$$\frac{4}{4}$$

$$\frac{4}{4}$$



# DIPLOMA

Hereby bestowed upon

\_\_\_\_\_

for excellence in  
completion of

\_\_\_\_\_

# Answer Sheets

## Learning About Equal and Unequal Shares

Learning About Equal and Unequal Shares

Learning About Equal Shares

Circle the Equal Parts

Draw Equal Parts

Identifying Halves

Identifying Thirds

Identifying Fourths

Fractions: Halves, Thirds, Fourths

Find the Halves, Thirds, and Fourths

Identifying Halves, Thirds, and Fourths

Parts of a Whole

Pizza Fractions: Halves

Pizza Fractions: Thirds

Pizza Fractions: Fourths

# Answer Sheet

Name \_\_\_\_\_

Date \_\_\_\_\_

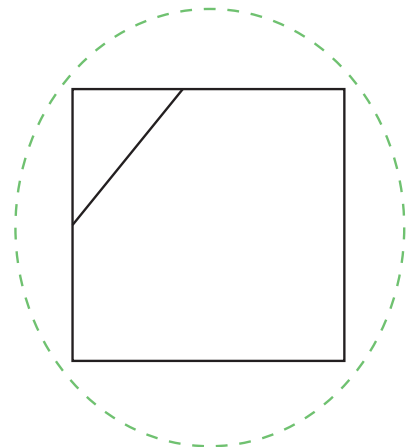
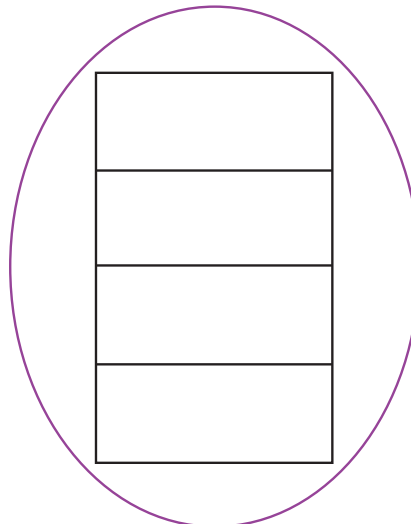
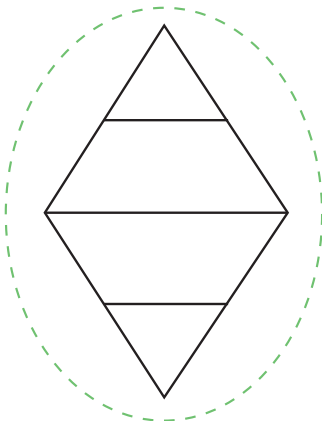
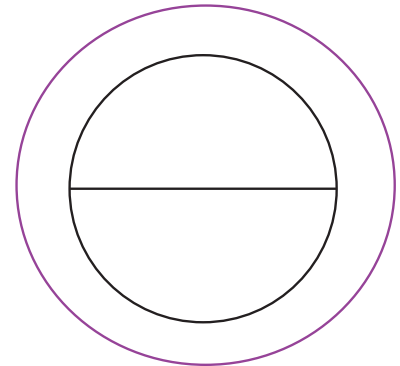
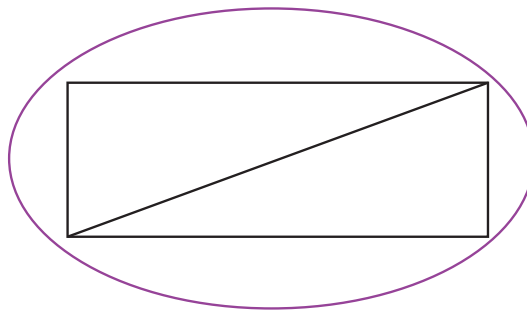

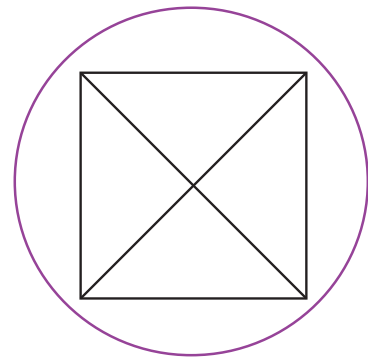
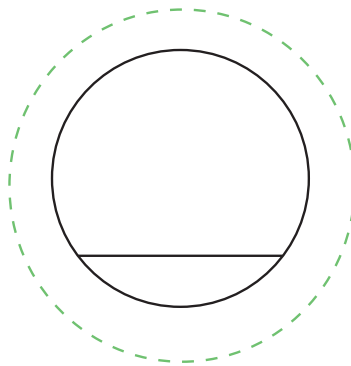
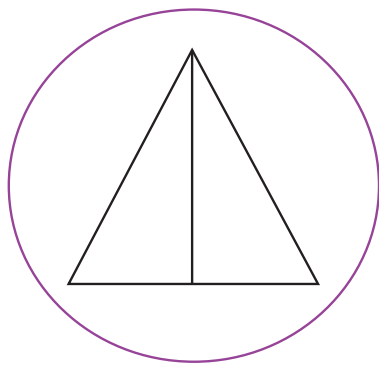
## Learning About Equal and Unequal Shares

-If a shape is divided into parts that are of equal shape and size, it's divided into equal shares.

-If a shape is divided into parts that are of unequal shape and size, it's divided into unequal shares.

Directions:

Draw a **purple** circle around the shapes divided into equal shares. Then, draw a **green** circle around the shapes divided into unequal shares.



# Answer Sheet



Name \_\_\_\_\_

Date \_\_\_\_\_

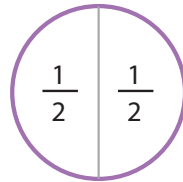
## Learning About Equal Shares

### ANSWERS

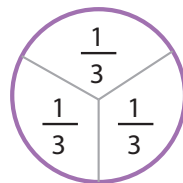
This purple circle represents one whole.  
This shape can be divided into equal parts.



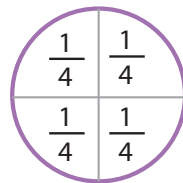
Let's look at some examples  
of how this shape can be  
divided into equal parts!



There are 2 halves.  
Each equal part equals one half.



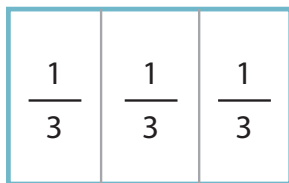
There are 3 thirds.  
Each equal part equals one third.



There are 4 fourths.  
Each equal part equals one fourth.

Write the number of equal parts you see in each of the wholes. Then, write the correct fraction in each equal part. *The first question has been completed for you.*

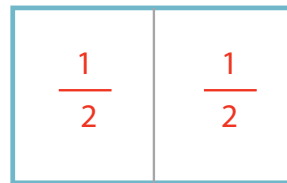
1.



3 equal parts

There are 3 thirds.

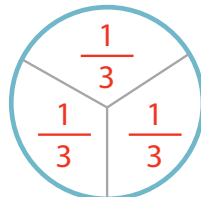
2.



2 equal parts

There are 2 halves.

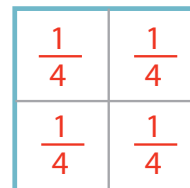
3.



3 equal parts

There are 3 thirds.

4.



4 equal parts

There are 4 fourths.

# Answer Sheet

Name \_\_\_\_\_

Date \_\_\_\_\_

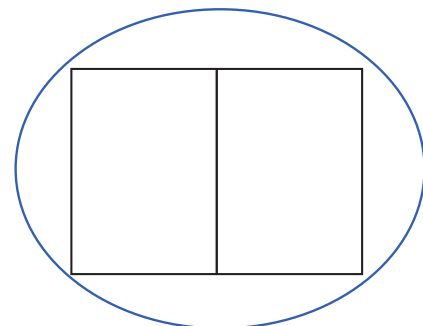
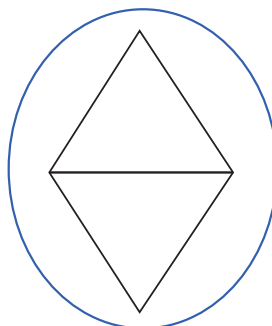
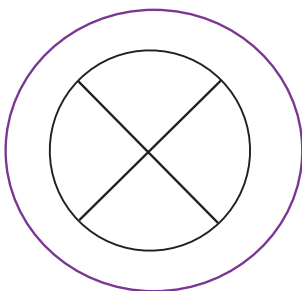
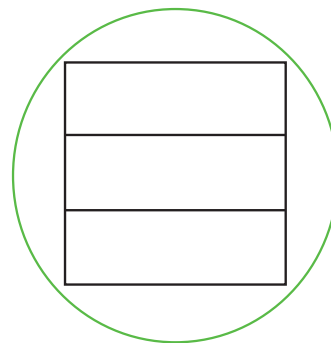
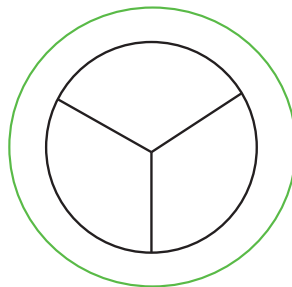
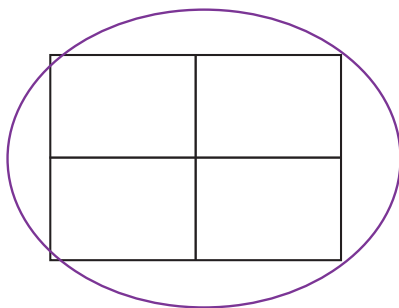
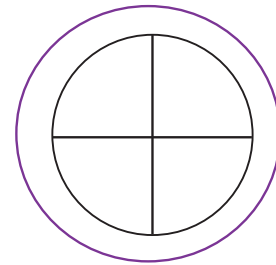
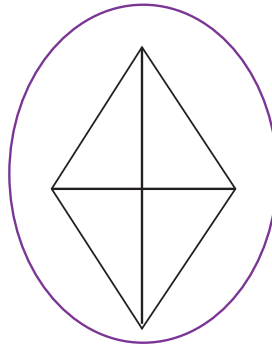

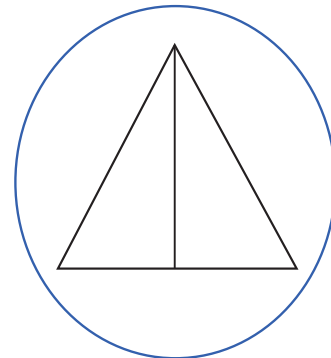
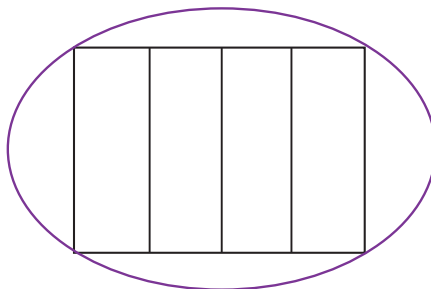
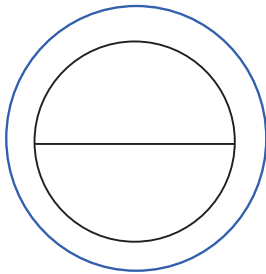
## ANSWERS

## Circle the Equal Parts

Draw a **blue** circle around the shapes showing two equal parts, or halves.

Draw a **green** circle around the shapes showing three equal parts, or thirds.

Use a **purple** circle around the shapes showing four equal parts, or fourths.



# Answer Sheet

Name \_\_\_\_\_

Date \_\_\_\_\_



## ANSWERS

## Draw Equal Parts

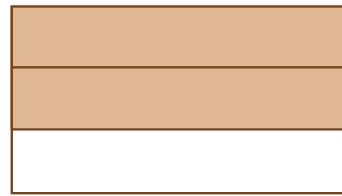
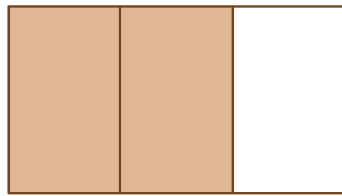
Dividing brownies into equal parts is an important and delicious job! Follow the directions below to divide the brownies in three different ways.

### Directions:

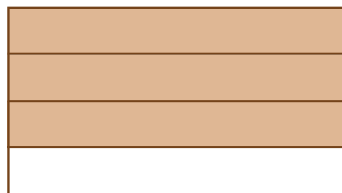
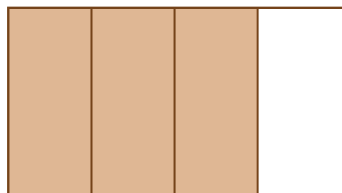
1) Show two ways to divide these brownies into two equal parts or halves. Then, shade  $\frac{1}{2}$  of each brownie.






2) Show two ways to divide these brownies into three equal parts or thirds. Then, shade  $\frac{2}{3}$  of each brownie.



3) Show two ways to divide these brownies into four equal parts or fourths. Then, shade  $\frac{3}{4}$  of the brownie.



4) You have three brownies that are all the same size. The first brownie is cut into halves. The second brownie is cut into thirds. And the third brownie is cut into fourths. Which brownie has the largest pieces? Which brownie has the smallest pieces? Show your work in the space provided.



The brownie that is cut in half has the largest pieces.

The brownie that is cut into fourths has the smallest pieces.

# Answer Sheet


Name \_\_\_\_\_

Date \_\_\_\_\_

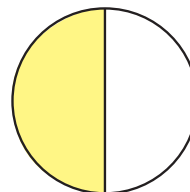
## ANSWERS

## Identifying Halves


Write the correct fraction term that represents the shaded part of each shape:  
zero halves, one half, or two halves.



two halves



one half



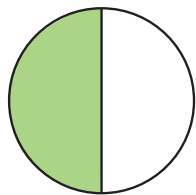
two halves




zero halves

Write the correct fraction that represents the shaded part of each shape:


$\frac{0}{2}$ ,  $\frac{1}{2}$ , or  $\frac{2}{2}$



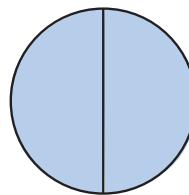
$\frac{1}{2}$



$\frac{1}{2}$



$\frac{0}{2}$



$\frac{2}{2}$

# Answer Sheet

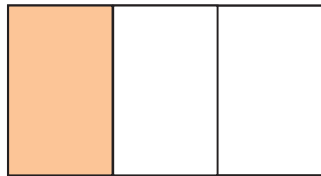
Name \_\_\_\_\_

Date \_\_\_\_\_

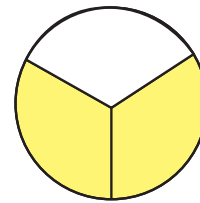
## ANSWERS

## Identifying Thirds


Write the correct fraction term that represents the shaded part of each shape: zero thirds, one third, two thirds, or three thirds.




one third



two thirds



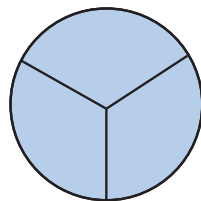
three thirds



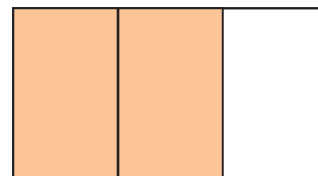
zero thirds

Write the correct fraction that represents the shaded part of each shape:


$\frac{0}{3}$ ,  $\frac{1}{3}$ ,  $\frac{2}{3}$  or  $\frac{3}{3}$



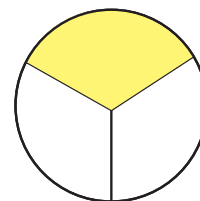
$\frac{3}{3}$



$\frac{2}{3}$



$\frac{0}{3}$



$\frac{1}{3}$

# Answer Sheet

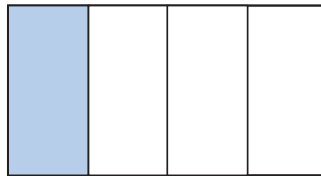
Name \_\_\_\_\_

Date \_\_\_\_\_

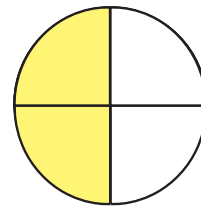
## ANSWERS

## Identifying Fourths

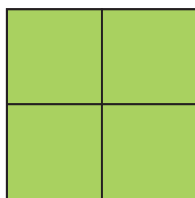
Write the correct fraction term that represents the shaded part of each shape: zero fourths, one fourth, two fourths, three fourths, or four fourths.



one fourth



two fourths



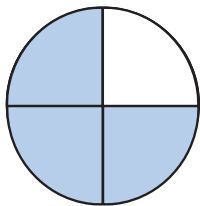
four fourths




zero fourths

Write the correct fraction that represents the shaded part of each shape:

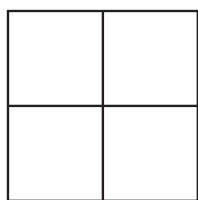
$\frac{0}{4}$ ,  $\frac{1}{4}$ ,  $\frac{2}{4}$  or  $\frac{3}{4}$



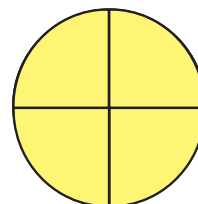
$\frac{3}{4}$



$\frac{2}{4}$



$\frac{0}{4}$



$\frac{4}{4}$

# Answer Sheet

Name \_\_\_\_\_

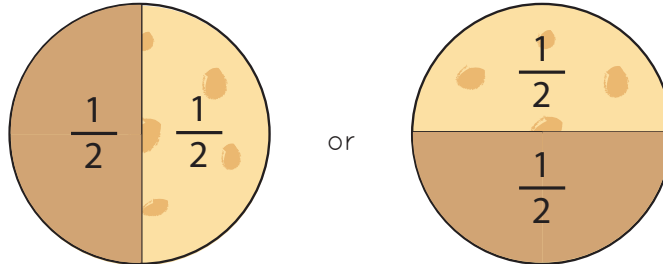
Date \_\_\_\_\_

## Fractions: Halves, Thirds, Fourths



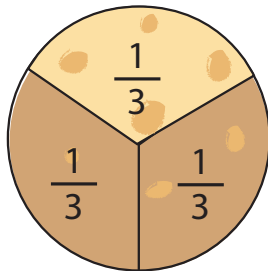
### ANSWERS

1) Divide this cookie into two equal parts. Write  $\frac{1}{2}$  in each section of the cookie.



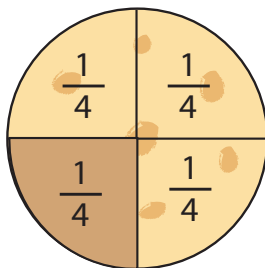
Now, shade  $\frac{1}{2}$  of this cookie.

2) Divide this cookie into three equal parts. Write  $\frac{1}{3}$  in each section of the cookie.



Now, shade  $\frac{2}{3}$  of this cookie.

3) Divide this cookie into four equal parts. Write  $\frac{1}{4}$  in each section of the cookie.



Now, shade  $\frac{1}{4}$  of this cookie.

4) Janice wants to divide a cookie into equal parts so that each of her three friends get the same portion of the cookie. Will Janice cut the cookie into halves, thirds or fourths?

**thirds**

# Answer Sheet

Name \_\_\_\_\_

Date \_\_\_\_\_

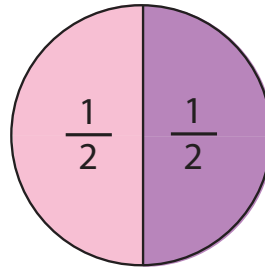
## ANSWERS Find the Halves, Thirds and Fourths

The circles below are divided into halves, thirds or fourths. Write the correct fraction in the blank space .

Example: I see one whole circle.

$\frac{1}{2}$  of the circle is pink.

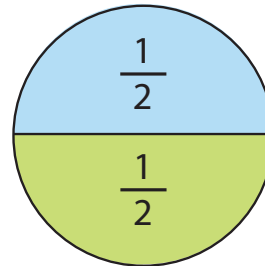
$\frac{1}{2}$  of the circle is purple.



I see one whole circle.

$\frac{1}{2}$  of the circle is green.

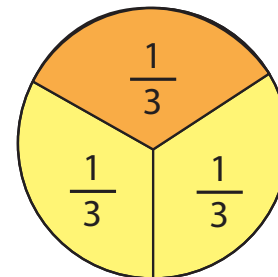
$\frac{1}{2}$  of the circle is blue.



I see one whole circle.

$\frac{2}{3}$  of the circle is orange.

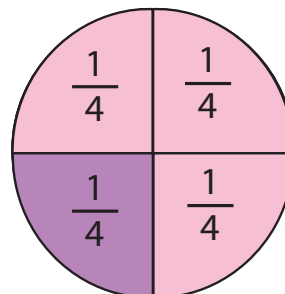
$\frac{1}{3}$  of the circle is yellow.



I see one whole circle.

$\frac{1}{4}$  of the circle is pink.

$\frac{3}{4}$  of the circle is purple.



# Answer Sheet

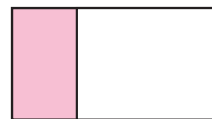
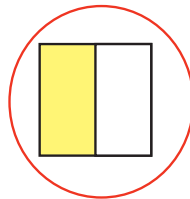
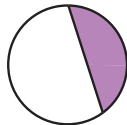
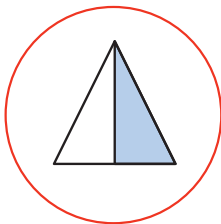
Name \_\_\_\_\_

Date \_\_\_\_\_

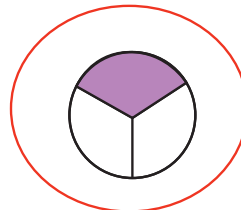
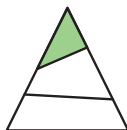
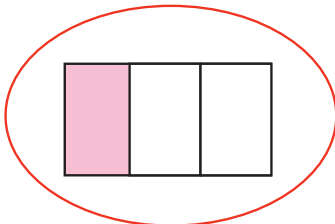
## ANSWERS Identifying Halves, Thirds, and Fourths

Directions: Circle the correct shapes.

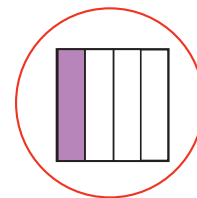

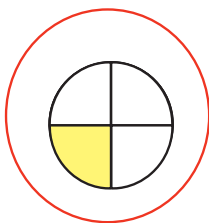
1) Circle the shapes that represent the fraction  $\frac{1}{2}$ .



2) Circle the shapes that represent the fraction  $\frac{1}{3}$ .



3) Circle the shapes that represent the fraction  $\frac{1}{4}$ .



4)

- How many halves are there in a whole? There are 2 halves in a whole.
- How many thirds are there in a whole? There are 3 thirds in a whole.
- How many fourths are there in a whole? There are 4 fourths in a whole.

# Answer Sheet


Name \_\_\_\_\_

Date \_\_\_\_\_


**ANSWERS**

## Parts of a Whole


**Directions: Match the image with the correct math sentence.**



Four fourths make up a whole.



Three thirds make up a whole.



Two halves make up a whole.

# Answer Sheet

Name \_\_\_\_\_

Date \_\_\_\_\_

## ANSWERS

## Pizza Fractions: Halves


Directions: Choose a fraction term from the word box to fill in the blank space.

Two halves    One whole    One half    Two wholes    One fourth


Problem #1    Two halves or one whole of this pizza has cheese toppings.



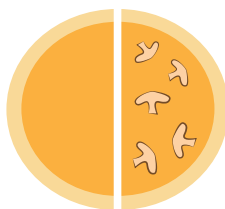
Problem #2    One half of this pizza has pepperoni.



Problem #3    Two halves or one whole of this pizza has olive toppings.



Problem #4    One half of this pizza has mushroom toppings.



# Answer Sheet

Name \_\_\_\_\_

Date \_\_\_\_\_

## ANSWERS

## Pizza Fractions: Thirds


Directions: Choose a fraction term from the word box to fill in the blank space.

Three thirds or one whole    One third    Two thirds    One fourth

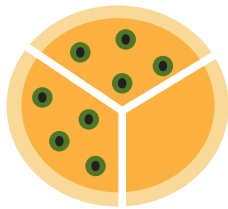
Problem #1    One third \_\_\_\_\_ of this pizza has cheese toppings.



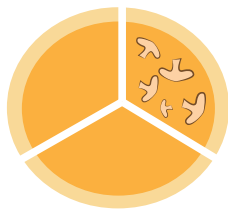
Problem #2    Three thirds \_\_\_\_\_ of this pizza has pepperoni toppings.



Problem #3    Two thirds \_\_\_\_\_ of this pizza has olive toppings.



Problem #4    One third \_\_\_\_\_ of this pizza has mushroom toppings.



# Answer Sheet

Name \_\_\_\_\_

Date \_\_\_\_\_

## Pizza Fractions: Fourths


Directions: Choose a fraction term from the word box to fill in the blank space.

Four fourths or one whole   One fourth   Two fourths   Three fourths


Problem #1   Four fourths or one whole of this pizza has cheese toppings.



Problem #2   Two fourths of this pizza has pepperoni toppings.



Problem #3   One fourth of this pizza has olive toppings.



Problem #4   Three fourths of this pizza has mushroom toppings.

