





Rounding and Estimation

2nd
GRADE



5 or more, raise the score!
4 or less, let it rest!


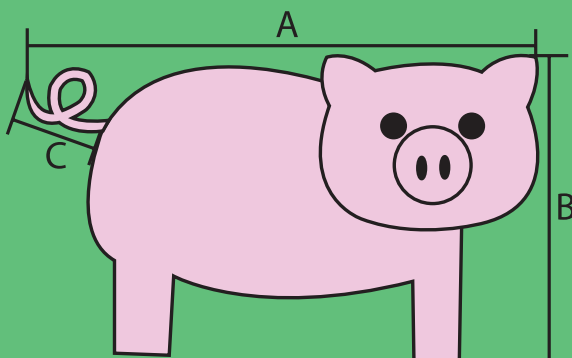


Table of Contents

Rounding and Estimation

Wild Round-Up #1
Round 'Em Up!
Wild Round-Up #2
Measuring on the Farm
Measuring Food
Measuring Nature
Measuring on the Road
Measuring Sports
Rounding and Subtracting #1
Rounding and Subtracting #2
Rounding and Subtracting #3
Estimate the Sum
Sweet Estimation
Magical Math
Front-End Estimation
Round and Add #1
Round and Add #2
Round and Add #3

Certificate of Completion

Want more workbooks? Join Education.com Plus to save time and money.
<http://www.education.com/education-plus/>

Wild Round Up

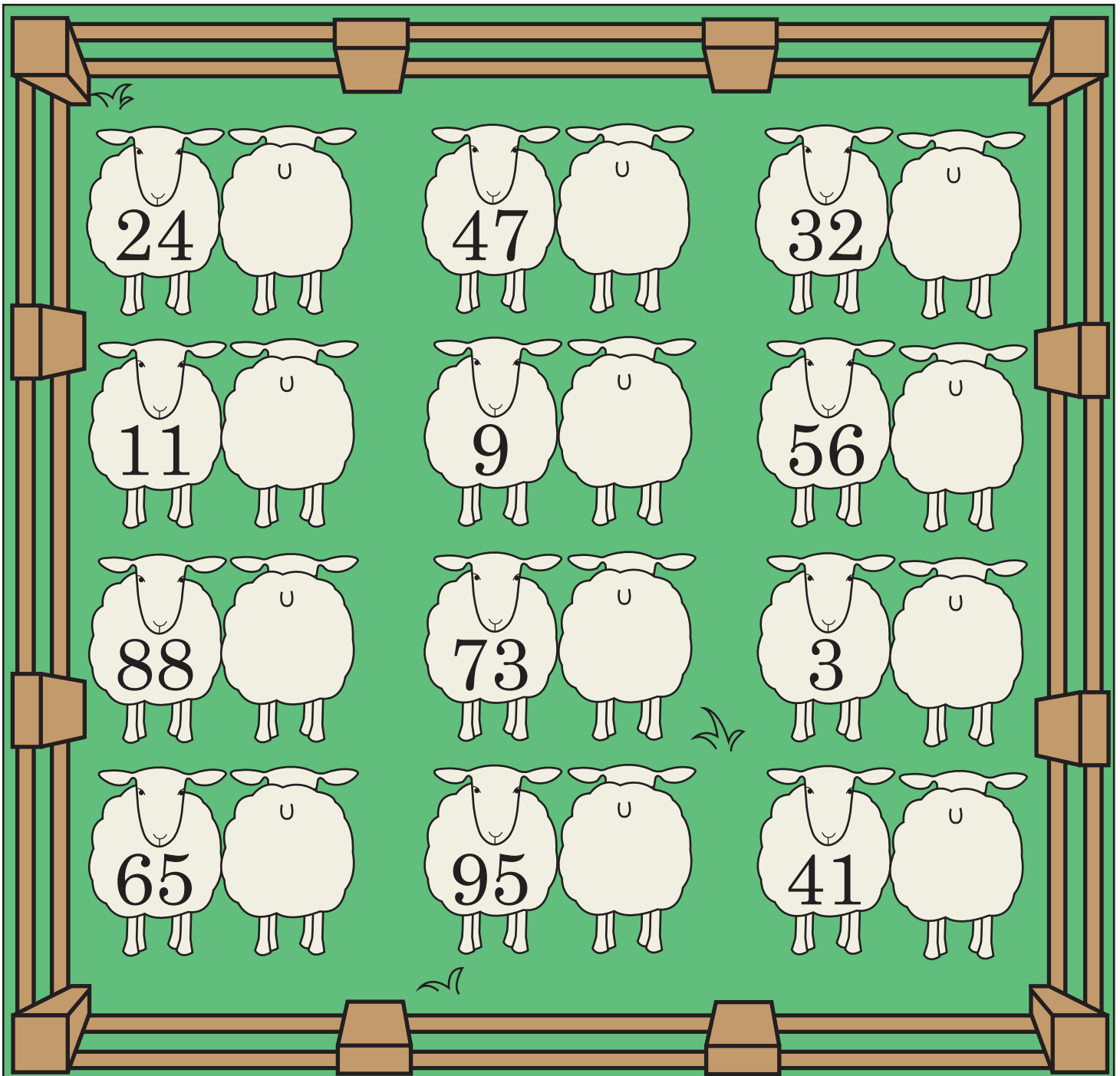
Round the numbers to the nearest 10!

If the **ones** number is 5 or greater, round up to the nearest 10.

If the **ones** number is 4 or less, round down to the nearest 10.

$18 \rightarrow 20$

$13 \rightarrow 10$



Round 'Em Up!

Round the numbers to the nearest ten.

Rounding to the nearest ten

If the **ones** number is **5** or greater, **round up** to the **nearest ten**. Example: $1\underline{7} \rightarrow 20$

If the **ones** number is **4** or less, **round down** to the **nearest ten**. Example: $1\underline{2} \rightarrow 10$

56 60

31 _____

18 _____

43 _____

12 _____

27 _____

35 _____

67 _____

48 _____

61 _____

73 _____

86 _____

79 _____

84 _____

24 _____

52 _____

Rounding to the nearest hundred

If the **tens** number is **5** or greater, **round up** to the **nearest hundred**. Example: $1\underline{6}1 \rightarrow 200$

If the **tens** number is **4** or less, **round down** to the **nearest hundred**. Example: $1\underline{1}8 \rightarrow 100$

486 500

266 _____

521 _____

651 _____

824 _____

148 _____

378 _____

234 _____

333 _____

613 _____

883 _____


949 _____

551 _____

195 _____

728 _____

762 _____



Here's a little rhyme to help you remember how to round numbers:

5 or more, raise the score
4 or less, let it rest

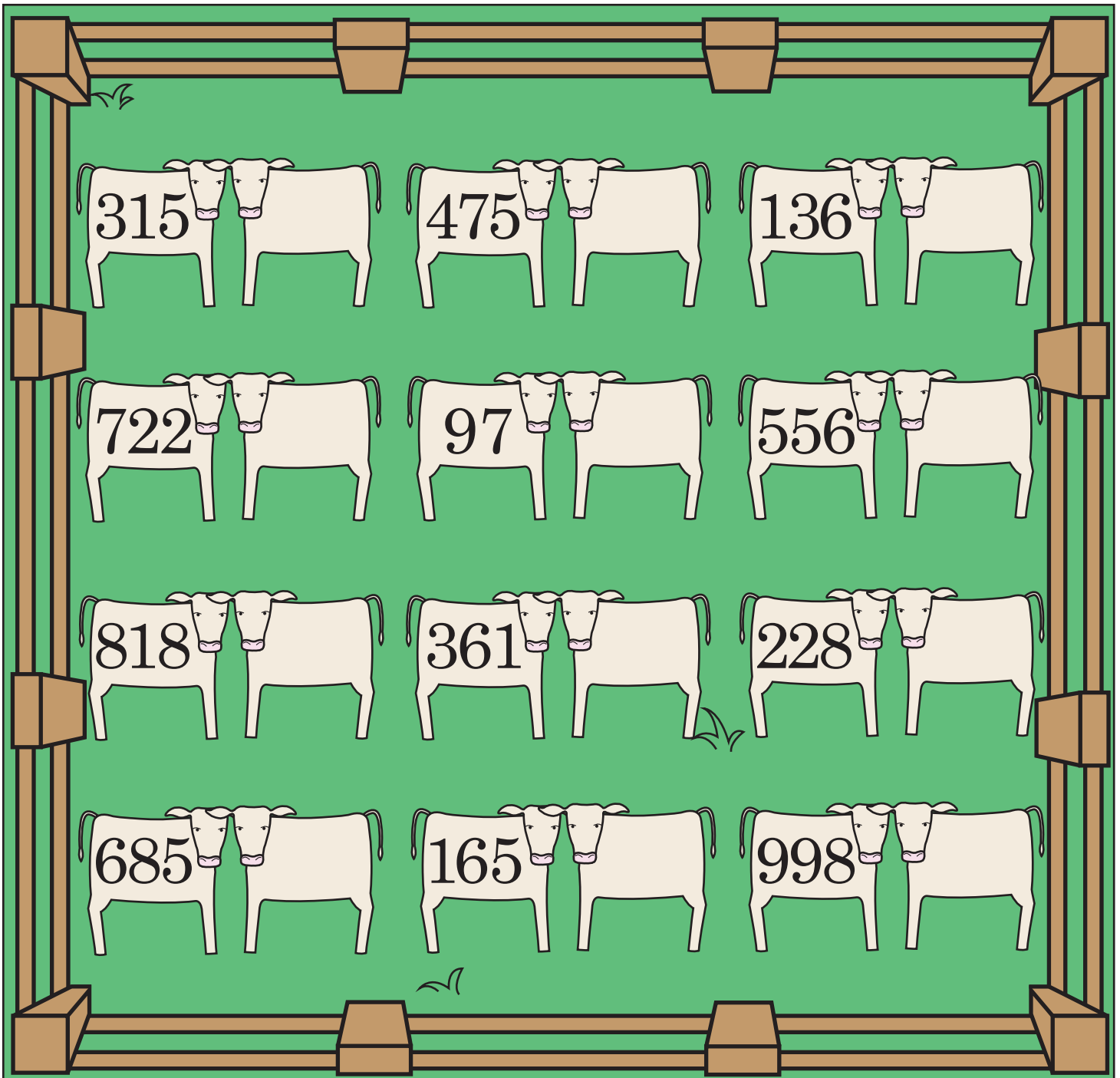
Wild Round Up

Round the numbers to the nearest 100.

If the **tens** number is 5 or greater, round up to the nearest 100.

If the **tens** number is 4 or less, round down to the nearest 100.

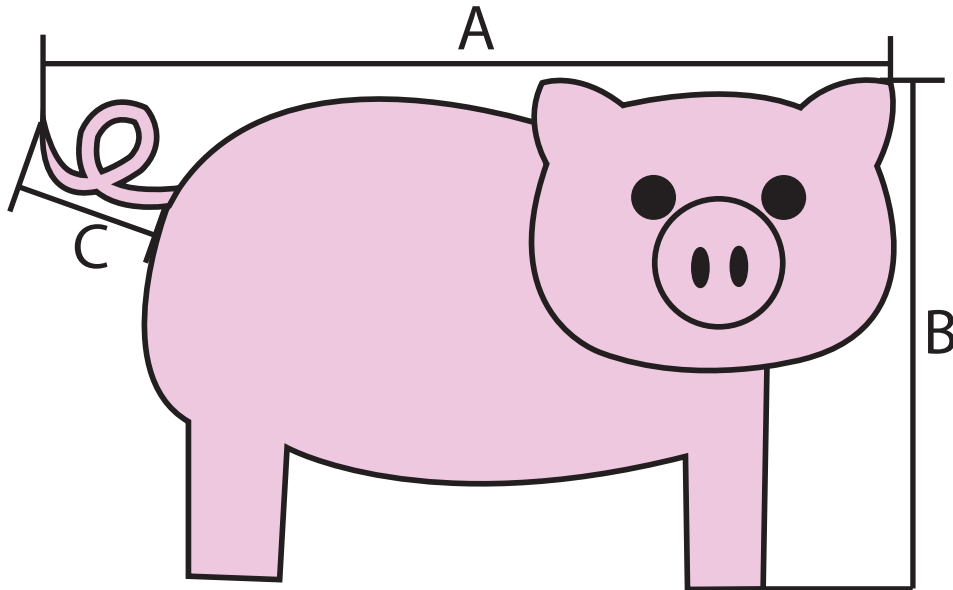
$$185 \rightarrow 200 \quad 136 \rightarrow 100$$



MEASURING ON THE FARM!

First guess how long you think the measurements are.

Then use your ruler to measure to the nearest whole number.



A: How long do you think the pig is? *Inches:* _____ *Centimeters:* _____


Using your ruler, how long is the pig? *Inches:* _____ *Centimeters:* _____

B: How tall do you think the pig is? *Inches:* _____ *Centimeters:* _____

Using your ruler, how tall is the pig? *Inches:* _____ *Centimeters:* _____

C: How long do you think the pig's tail is? *Inches:* _____ *Centimeters:* _____

Using your ruler, how long is the pig's tail? *Inches:* _____ *Centimeters:* _____



A: How tall do you think the duck is?

Inches: _____ *Centimeters:* _____

Using your ruler, how tall is the duck?

Inches: _____ *Centimeters:* _____

B: How long do you think the duck's neck is?

Inches: _____ *Centimeters:* _____


Using your ruler, how long is the duck's neck?

Inches: _____ *Centimeters:* _____



MEASURING FOOD!

First guess how long you think the measurements are.
Then use your ruler to measure to the nearest whole number.



A: How tall do you think the apple is?

Inches: _____ *Centimeters:* _____

Using your ruler, how tall is the apple?

Inches: _____ *Centimeters:* _____

A B: How long do you think the apple stem is?

Inches: _____ *Centimeters:* _____

Using your ruler, how long is the apple stem?

Inches: _____ *Centimeters:* _____

C: How long do you think the apple seed is? *Inches:* _____ *Centimeters:* _____

Using your ruler, how long is the apple seed? *Inches:* _____ *Centimeters:* _____

A: How long do you think the peanut is?

Inches: _____ *Centimeters:* _____

Using your ruler, how long is the peanut?

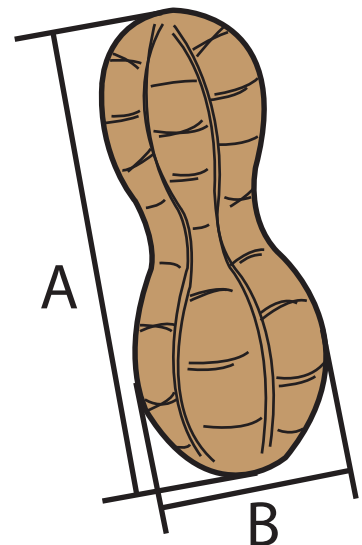
Inches: _____ *Centimeters:* _____

B: How wide do you think the peanut is?

Inches: _____ *Centimeters:* _____


Using your ruler, how wide is the peanut?

Inches: _____ *Centimeters:* _____



MEASURING NATURE!

First guess how long you think the measurements are.
Then use your ruler to measure to the nearest whole number.



A: How tall do you think the flower is?

Inches: _____ *Centimeters:* _____

Using your ruler, how tall is the flower?

Inches: _____ *Centimeters:* _____

B: How wide do you think the flower is?

Inches: _____ *Centimeters:* _____

Using your ruler, how wide is the flower?

Inches: _____ *Centimeters:* _____

C: How long do you think the flower's leaf is?

Inches: _____ *Centimeters:* _____

Using your ruler, how long is the flower's leaf?

Inches: _____ *Centimeters:* _____

A: How tall do you think the tree is?

Inches: _____ *Centimeters:* _____

Using your ruler, how tall is the tree?

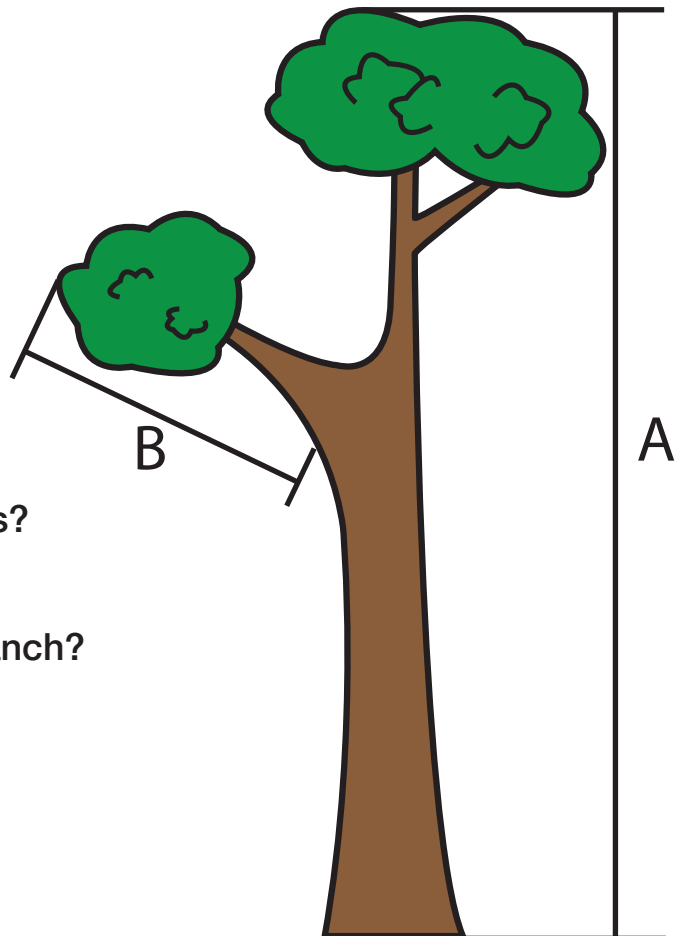
Inches: _____ *Centimeters:* _____

B: How long do you think the tree branch is?

Inches: _____ *Centimeters:* _____

Using your ruler, how long is the tree branch?

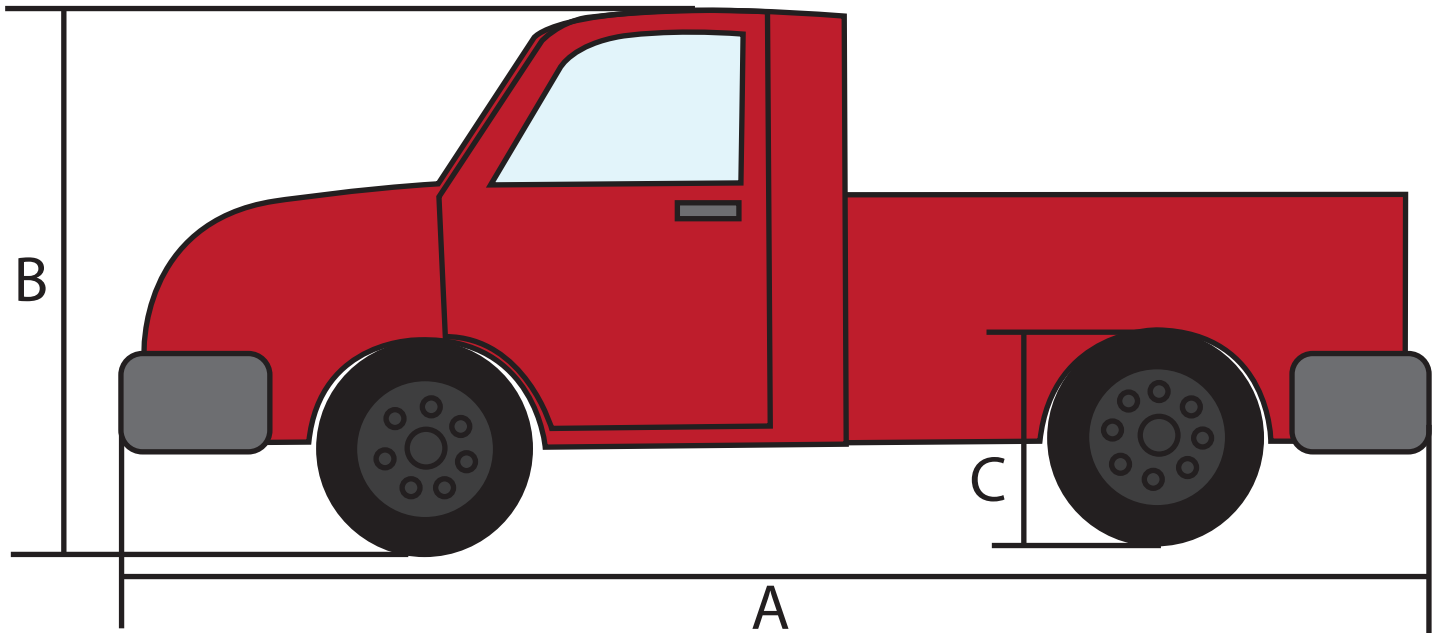
Inches: _____ *Centimeters:* _____



MEASURING ON THE ROAD!

First guess how long you think the measurements are.

Then use your ruler to measure to the nearest whole number.



A: How long do you think the truck is? *Inches:* _____ *Centimeters:* _____

Using your ruler, how long is the truck? *Inches:* _____ *Centimeters:* _____

B: How tall do you think the truck is? *Inches:* _____ *Centimeters:* _____

Using your ruler, how tall is the truck? *Inches:* _____ *Centimeters:* _____

C: How tall do you think the truck's tire is? *Inches:* _____ *Centimeters:* _____

Using your ruler, how tall is the truck's tire? *Inches:* _____ *Centimeters:* _____

A: How long do you think the motorcycle is?

Inches: _____ *Centimeters:* _____

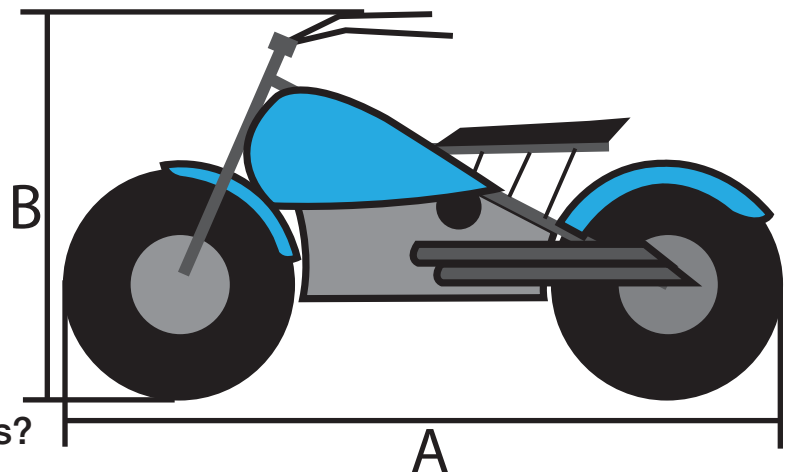
Using your ruler, how long is the motorcycle?

Inches: _____ *Centimeters:* _____

B: How tall do you think the motorcycle is?

Inches: _____ *Centimeters:* _____

Using your ruler, how tall is the motorcycle? *Inches:* _____ *Centimeters:* _____



MEASURING SPORTS!

First guess how long you think the measurements are.
Then use your ruler to measure to the nearest whole number.

A: How long do you think the football is?

Inches: _____ *Centimeters:* _____

Using your ruler, how long is the football?

Inches: _____ *Centimeters:* _____

B: How wide do you think the football is?

Inches: _____ *Centimeters:* _____

Using your ruler, how wide is the football?

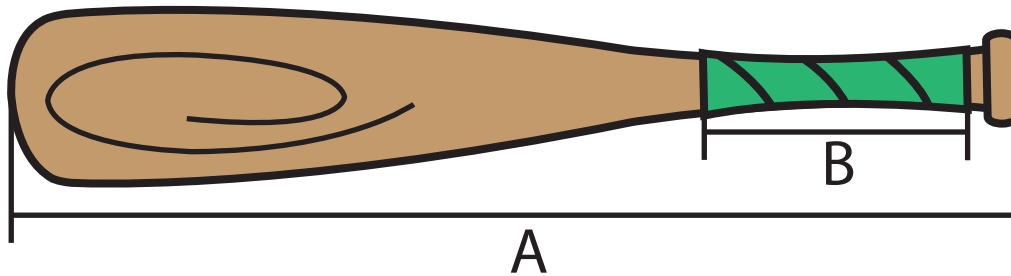
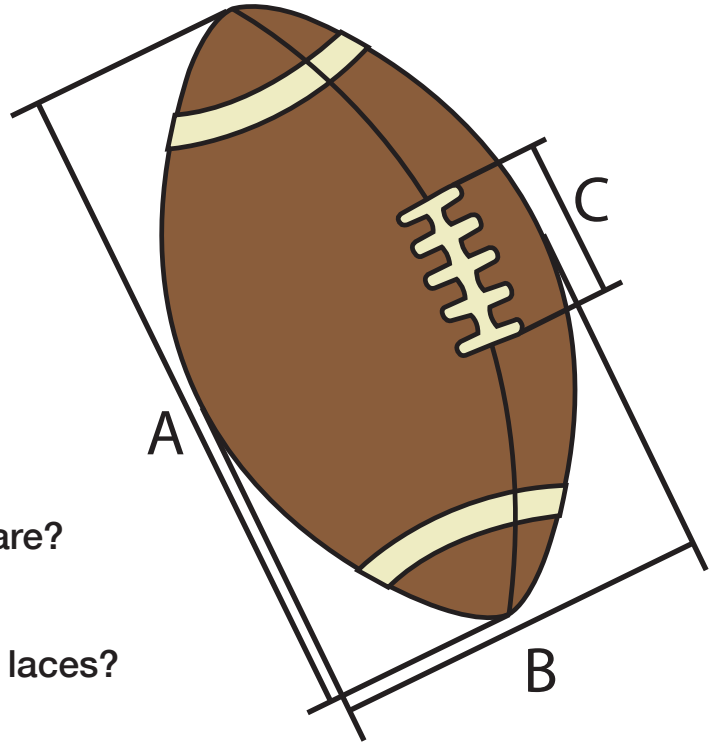
Inches: _____ *Centimeters:* _____

C: How long do you think the football laces are?

Inches: _____ *Centimeters:* _____

Using your ruler, how long are the football laces?

Inches: _____ *Centimeters:* _____



A: How long do you think the baseball bat is?

Inches: _____ *Centimeters:* _____

Using your ruler, how long is the baseball bat?

Inches: _____ *Centimeters:* _____

B: How long do you think the baseball bat grip is?

Inches: _____ *Centimeters:* _____

Using your ruler, how long is the baseball bat grip?

Inches: _____ *Centimeters:* _____



Grade
2★

Rounding and Subtracting

Estimating numbers makes you speedy! Round the numbers before subtracting. Remember, when rounding to the nearest ten:

*If the number in the ones place is 5 or greater, round up to the nearest ten.
If the number in the ones place is 4 or less, round down to the nearest ten.*

Example: $18 \rightarrow 20$

$14 \rightarrow 10$

Example

$$89 - 11 = 90 - 10 = 80$$

$$77 - 51 = \quad = \quad$$

$$54 - 20 = \quad = \quad$$

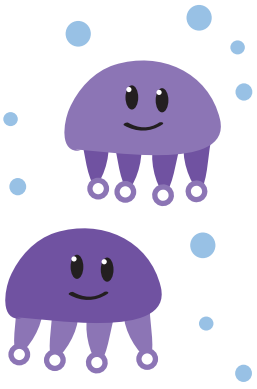
$$19 - 12 = \quad = \quad$$

$$74 - 57 = \quad = \quad$$

$$96 - 65 = \quad = \quad$$

$$49 - 34 = \quad = \quad$$

$$52 - 27 = \quad = \quad$$



Grade
2★

Rounding and Subtracting

Estimating numbers makes you speedy! Round the numbers before subtracting. Remember, when rounding to the nearest ten:

*If the number in the ones place is 5 or greater, round up to the nearest ten.
If the number in the ones place is 4 or less, round down to the nearest ten.*

Example: $18 \rightarrow 20$

$14 \rightarrow 10$

Example

$$91 - 62 = 90 - 60 = 30$$

$$65 - 24 = \quad = \quad$$

$$87 - 66 = \quad = \quad$$


$$70 - 52 = \quad = \quad$$


$$98 - 89 = \quad = \quad$$

$$83 - 71 = \quad = \quad$$

$$99 - 20 = \quad = \quad$$

$$42 - 33 = \quad = \quad$$





Grade
2★

Rounding and Subtracting

Estimating numbers makes you speedy! Round the numbers before subtracting. Remember, when rounding to the nearest ten:

If the number in the ones place is 5 or greater, round up to the nearest ten.

If the number in the ones place is 4 or less, round down to the nearest ten.

Example: 18 → 20

14 → 10

Example

$$78 - 15 = 80 - 20 = 60$$

$$56 - 50 = \quad = \quad$$

$$88 - 14 = \quad = \quad$$

$$96 - 90 = \quad = \quad$$

$$37 - 15 = \quad = \quad$$

$$78 - 13 = \quad = \quad$$

$$99 - 37 = \quad = \quad$$

$$57 - 24 = \quad = \quad$$

Estimate the sums by rounding the numbers to the nearest hundred first and then adding them together. Don't forget to show your work!

Estimate the Sum

$$\begin{array}{r} 210 \rightarrow 200 \\ +378 \rightarrow +400 \\ \hline 600 \end{array}$$

$$\begin{array}{r} 128 \rightarrow \\ +413 \rightarrow + \\ \hline \end{array}$$

$$\begin{array}{r} 684 \rightarrow \\ +245 \rightarrow + \\ \hline \end{array}$$

$$\begin{array}{r} 321 \rightarrow \\ +518 \rightarrow + \\ \hline \end{array}$$

$$\begin{array}{r} 467 \rightarrow \\ +376 \rightarrow + \\ \hline \end{array}$$

$$\begin{array}{r} 850 \rightarrow \\ +105 \rightarrow + \\ \hline \end{array}$$

$$\begin{array}{r} 941 \rightarrow \\ +223 \rightarrow + \\ \hline \end{array}$$

$$\begin{array}{r} 754 \rightarrow \\ +285 \rightarrow + \\ \hline \end{array}$$

Sweet Estimation



Estimate the sum by rounding each number to the nearest hundred. Show your work!

$$\begin{array}{r} 189 \rightarrow 200 \\ + 334 \rightarrow + 300 \\ \hline 500 \end{array}$$

$$\begin{array}{r} 441 \rightarrow \\ + 323 \rightarrow + \end{array}$$

$$\begin{array}{r} 252 \rightarrow \\ + 368 \rightarrow + \end{array}$$

$$\begin{array}{r} 363 \rightarrow \\ + 429 \rightarrow + \end{array}$$

$$\begin{array}{r} 598 \rightarrow \\ + 176 \rightarrow + \end{array}$$

$$\begin{array}{r} 625 \rightarrow \\ + 238 \rightarrow + \end{array}$$

$$\begin{array}{r} 324 \rightarrow \\ + 150 \rightarrow + \end{array}$$

$$\begin{array}{r} 716 \rightarrow \\ + 202 \rightarrow + \end{array}$$

$$\begin{array}{r} 137 \rightarrow \\ + 381 \rightarrow + \end{array}$$

$$\begin{array}{r} 681 \rightarrow \\ + 99 \rightarrow + \end{array}$$


$$\begin{array}{r} 528 \rightarrow \\ + 145 \rightarrow + \end{array}$$

$$\begin{array}{r} 848 \rightarrow \\ + 136 \rightarrow + \end{array}$$

$$\begin{array}{r} 463 \rightarrow \\ + 276 \rightarrow + \end{array}$$

$$\begin{array}{r} 701 \rightarrow \\ + 163 \rightarrow + \end{array}$$

$$\begin{array}{r} 648 \rightarrow \\ + 220 \rightarrow + \end{array}$$



Magical Math

Estimate the difference by rounding each number to the nearest hundred. Show your work!



$$\begin{array}{r} 608 \rightarrow \\ - 372 \rightarrow \\ \hline \end{array} \quad \begin{array}{r} 600 \\ - 400 \\ \hline 200 \end{array}$$

$$\begin{array}{r} 481 \rightarrow \\ - 115 \rightarrow \\ \hline \end{array}$$

$$\begin{array}{r} 225 \rightarrow \\ - 88 \rightarrow \\ \hline \end{array}$$

$$\begin{array}{r} 797 \rightarrow \\ - 273 \rightarrow \\ \hline \end{array}$$

$$\begin{array}{r} 321 \rightarrow \\ - 148 \rightarrow \\ \hline \end{array}$$

$$\begin{array}{r} 507 \rightarrow \\ - 284 \rightarrow \\ \hline \end{array}$$

$$\begin{array}{r} 834 \rightarrow \\ - 375 \rightarrow \\ \hline \end{array}$$

$$\begin{array}{r} 654 \rightarrow \\ - 283 \rightarrow \\ \hline \end{array}$$

$$\begin{array}{r} 253 \rightarrow \\ - 72 \rightarrow \\ \hline \end{array}$$

$$\begin{array}{r} 449 \rightarrow \\ - 132 \rightarrow \\ \hline \end{array}$$

$$\begin{array}{r} 363 \rightarrow \\ - 180 \rightarrow \\ \hline \end{array}$$

$$\begin{array}{r} 883 \rightarrow \\ - 329 \rightarrow \\ \hline \end{array}$$

$$\begin{array}{r} 719 \rightarrow \\ - 285 \rightarrow \\ \hline \end{array}$$

$$\begin{array}{r} 917 \rightarrow \\ - 432 \rightarrow \\ \hline \end{array}$$

$$\begin{array}{r} 692 \rightarrow \\ - 231 \rightarrow \\ \hline \end{array}$$



Front-End Estimation

Front-end estimation only uses the numbers in the very left column.

If you are working with a 2 digit number, you will round to the nearest tens place, and if you are working with a 3 digit number, you will round to the nearest hundreds place.

Examples:

$$\begin{array}{r} 42 \\ +17 \\ \hline \end{array} \rightarrow \begin{array}{r} 40 \\ +20 \\ \hline 60 \end{array}$$

$$\begin{array}{r} 263 \\ -119 \\ \hline \end{array} \rightarrow \begin{array}{r} 300 \\ -100 \\ \hline 200 \end{array}$$

$$\begin{array}{r} 75 \\ +12 \\ \hline \end{array} \rightarrow \begin{array}{r} + \\ \hline \end{array}$$

$$\begin{array}{r} 96 \\ +35 \\ \hline \end{array} \rightarrow \begin{array}{r} + \\ \hline \end{array}$$

$$\begin{array}{r} 42 \\ +56 \\ \hline \end{array} \rightarrow \begin{array}{r} + \\ \hline \end{array}$$

$$\begin{array}{r} 87 \\ +23 \\ \hline \end{array} \rightarrow \begin{array}{r} + \\ \hline \end{array}$$

$$\begin{array}{r} 63 \\ -37 \\ \hline \end{array} \rightarrow \begin{array}{r} - \\ \hline \end{array}$$

$$\begin{array}{r} 58 \\ -21 \\ \hline \end{array} \rightarrow \begin{array}{r} - \\ \hline \end{array}$$

$$\begin{array}{r} 93 \\ -85 \\ \hline \end{array} \rightarrow \begin{array}{r} - \\ \hline \end{array}$$

$$\begin{array}{r} 27 \\ -16 \\ \hline \end{array} \rightarrow \begin{array}{r} - \\ \hline \end{array}$$

$$\begin{array}{r} 563 \\ +315 \\ \hline \end{array} \rightarrow \begin{array}{r} + \\ \hline \end{array}$$

$$\begin{array}{r} 231 \\ +447 \\ \hline \end{array} \rightarrow \begin{array}{r} + \\ \hline \end{array}$$

$$\begin{array}{r} 612 \\ +289 \\ \hline \end{array} \rightarrow \begin{array}{r} + \\ \hline \end{array}$$

$$\begin{array}{r} 876 \\ +126 \\ \hline \end{array} \rightarrow \begin{array}{r} + \\ \hline \end{array}$$

$$\begin{array}{r} 792 \\ -134 \\ \hline \end{array} \rightarrow \begin{array}{r} - \\ \hline \end{array}$$

$$\begin{array}{r} 949 \\ -381 \\ \hline \end{array} \rightarrow \begin{array}{r} - \\ \hline \end{array}$$


$$\begin{array}{r} 417 \\ -199 \\ \hline \end{array} \rightarrow \begin{array}{r} - \\ \hline \end{array}$$

$$\begin{array}{r} 650 \\ -511 \\ \hline \end{array} \rightarrow \begin{array}{r} - \\ \hline \end{array}$$



Round and Add!

Round the numbers to the nearest tens and then add them together!



$$\begin{array}{c} 21 \\ \downarrow \\ \bigcirc \end{array} + \begin{array}{c} 45 \\ \downarrow \\ \bigcirc \end{array} = \boxed{}$$



$$\begin{array}{c} 37 \\ \downarrow \\ \bigcirc \end{array} + \begin{array}{c} 52 \\ \downarrow \\ \bigcirc \end{array} = \boxed{}$$



$$\begin{array}{c} 91 \\ \downarrow \\ \bigcirc \end{array} + \begin{array}{c} 13 \\ \downarrow \\ \bigcirc \end{array} = \boxed{}$$



$$\begin{array}{c} 68 \\ \downarrow \\ \bigcirc \end{array} + \begin{array}{c} 72 \\ \downarrow \\ \bigcirc \end{array} = \boxed{}$$



Round and Add!

Round the numbers to the nearest tens and then add them together!



$$\begin{array}{c} 86 \\ \downarrow \\ \bigcirc \end{array} + \begin{array}{c} 34 \\ \downarrow \\ \bigcirc \end{array} = \boxed{}$$



$$\begin{array}{c} 59 \\ \downarrow \\ \bigcirc \end{array} + \begin{array}{c} 18 \\ \downarrow \\ \bigcirc \end{array} = \boxed{}$$



$$\begin{array}{c} 61 \\ \downarrow \\ \bigcirc \end{array} + \begin{array}{c} 26 \\ \downarrow \\ \bigcirc \end{array} = \boxed{}$$



$$\begin{array}{c} 97 \\ \downarrow \\ \bigcirc \end{array} + \begin{array}{c} 48 \\ \downarrow \\ \bigcirc \end{array} = \boxed{}$$



Round and Add!

Round the numbers to the nearest hundreds and then add them together!



$$\begin{array}{c} 165 \\ \downarrow \\ \bigcirc \end{array} + \begin{array}{c} 314 \\ \downarrow \\ \bigcirc \end{array} = \boxed{}$$



$$\begin{array}{c} 589 \\ \downarrow \\ \bigcirc \end{array} + \begin{array}{c} 218 \\ \downarrow \\ \bigcirc \end{array} = \boxed{}$$



$$\begin{array}{c} 824 \\ \downarrow \\ \bigcirc \end{array} + \begin{array}{c} 487 \\ \downarrow \\ \bigcirc \end{array} = \boxed{}$$



$$\begin{array}{c} 714 \\ \downarrow \\ \bigcirc \end{array} + \begin{array}{c} 627 \\ \downarrow \\ \bigcirc \end{array} = \boxed{}$$



Great job!

is an Education.com math superstar

