


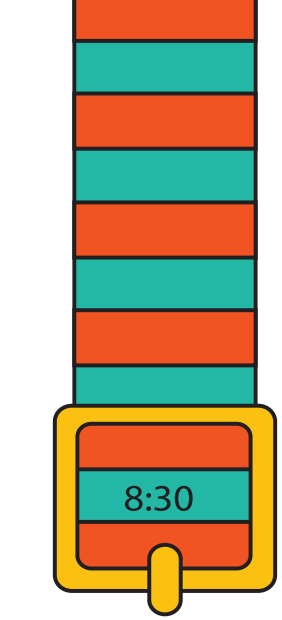
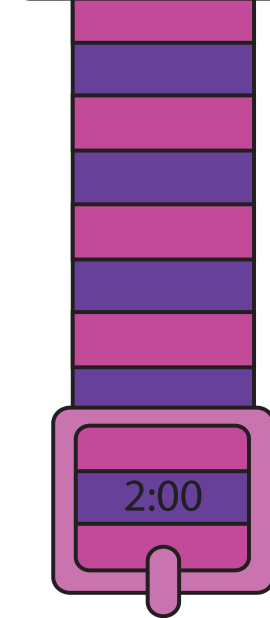





Get Clock-Wise

1st
GRADE









3 o'clock



Table of Contents

Get Clock-Wise

Telling Time
Circle the Correct Time
Draw the Hour Hand
Be on Time
Match the Time
Ticking Clock
Silly Clocks
Time Mix-Up
Showtime
On the Half Hour
Draw the Half Hour
Half-Hour Match Up
Telling Time to the Quarter Hour
Reading Clocks: Cut-n-Paste
15 Minute Match Up
What Time Is It?
Reading Clocks
Learning to Tell Time
Time Word Problems
Draw the Time


Certificate of Completion

Want more workbooks? Join [Education.com Plus](http://www.education.com/education-plus/) to save time and money.
<http://www.education.com/education-plus/>

Telling Time

The 12 hour clock (or am/pm) splits the 24-hour day into two halves, known as "am" and "pm". The *am* stands for *ante meridiem*, or "before mid-day". The *pm* stands for *post meridiem*, or "after mid-day". The am hours are from midnight to 11:59 am. The pm hours are from noon to 11:59 pm.

Read the sentences below. When would the event take place?
Write in "am" or "pm" in the blank space.



1. John ate eggs and toast for breakfast.

2. Dad read us a bedtime story tonight.

3. Grandpa picked me up from school this afternoon.

4. Mary roasted marshmallows over the bonfire while we were camping.

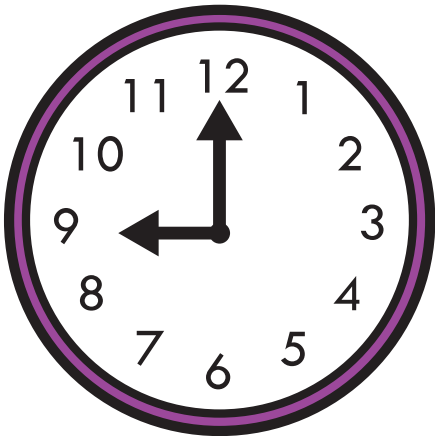
5. Mark is coming by to play after school.

6. There were no clouds in the sky this morning.


7. I am always tired after having lunch.

Circle the Correct Time


The clocks are all showing different times. Which time listed below is correct?
Circle the correct answer.




11:00 9:00




2:00 7:00



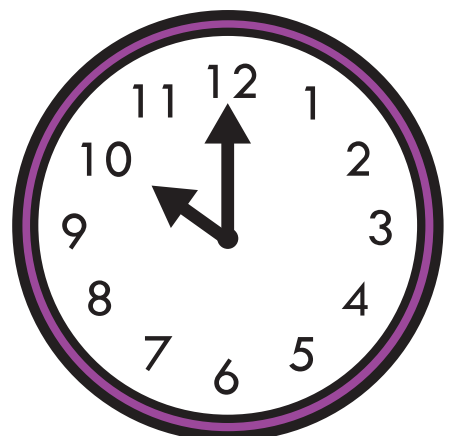
8:00 4:00




12:00 1:00




4:00 3:00




10:00 8:00



4:00 5:00




1:00 11:00




6:00 12:00

Draw the Hour Hand


The clocks are missing their hour hands! View the times below.
Draw the hands on the clock to show the correct time.




9:00




5:00




2:00




4:00




11:00




8:00




7:00




1:00



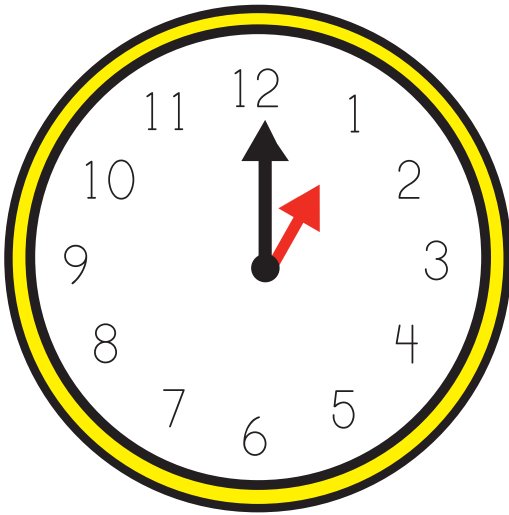
10:00



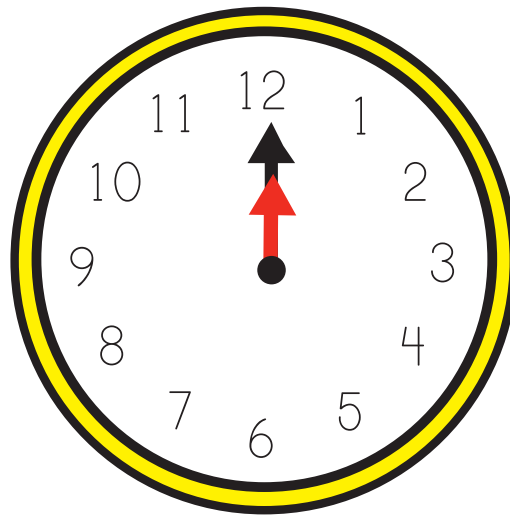
Be on Time




Help the bees deliver honey on time! Write the digital time for each analog clock below. **The hour hand is in red** and **the minute hand is in black**.



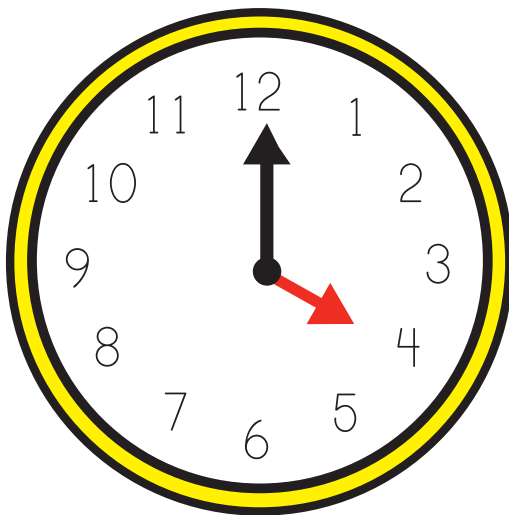
1 : 0 0




_____ : _____




_____ : _____




_____ : _____



_____ : _____



_____ : _____







Match the Time




View the time on the clocks. Draw a line from the time to the correct time on the clock.




3 o'clock




7 o'clock




6 o'clock




10 o'clock




4 o'clock




9 o'clock




12 o'clock




2 o'clock




11 o'clock



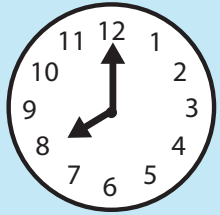
5 o'clock



1 o'clock



8 o'clock





eight o'clock

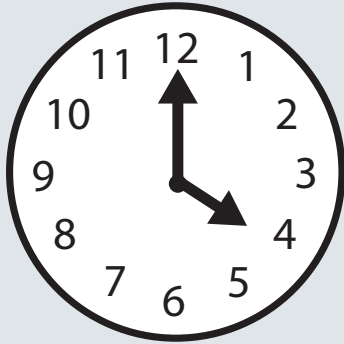
Ticking Clock

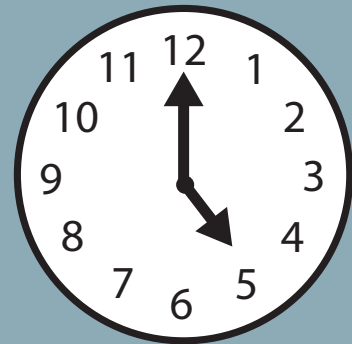
Telling Time to the Hour 1

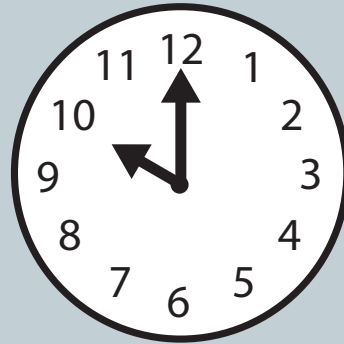
Below each clock, write out the time shown using words, not numbers. Use the example on the left as a guide.















Silly Clocks


Telling Time to the Hour 2


Below each clock, write the time to the hour using numbers and words. Use the example below as a guide.


Example:





3 o'clock











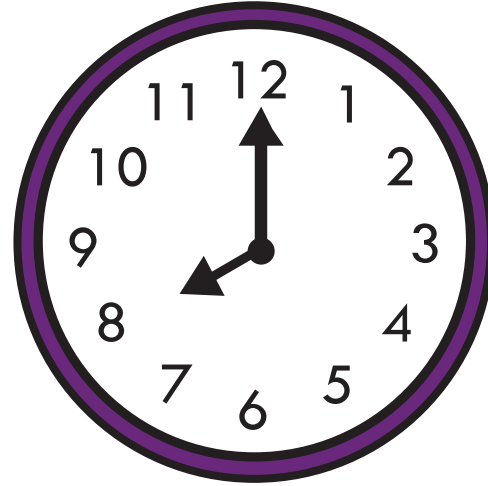
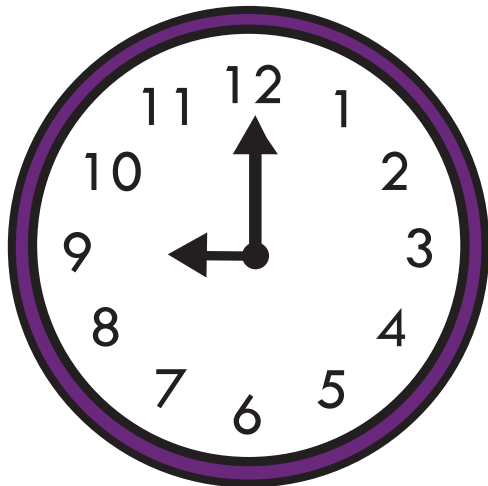






Time Mix-Up

The times are mixed up! Cut out the times below.
Paste them under the correct time.



9:00

5:00

3:00


2:00

8:00


11:00

Showtime


Draw in the hour and minute hands on each analog clock below to show the matching digital time.




4:00




10:00




1:00




12:00




5:00




11:00



2:00




7:00




3:00

On the Half Hour


Write in the missing time in word form. Use the word bank below to fill in the missing numbers.




_____ -thirty




_____ -thirty




_____ -thirty




_____ -thirty




_____ -thirty




_____ -thirty




_____ -thirty




_____ -thirty




_____ -thirty



_____ -thirty



_____ -thirty




_____ -thirty

nine
three
seven


one
five
ten

eight
two
eleven


four
six
twelve




Draw the Half Hour




The kitten has knocked out all of the hour hands! Read the times below. Draw in the missing hour hands.




12:30




7:30




3:30




8:30




4:30




10:30



9:30



2:30




5:30




Half-Hour Match Up




View the time on the clocks. Draw a line from the time to the correct time on the clock.




11:30




2:30




4:30




7:30




12:30




3:30




9:30




5:30




1:30



8:30



10:30

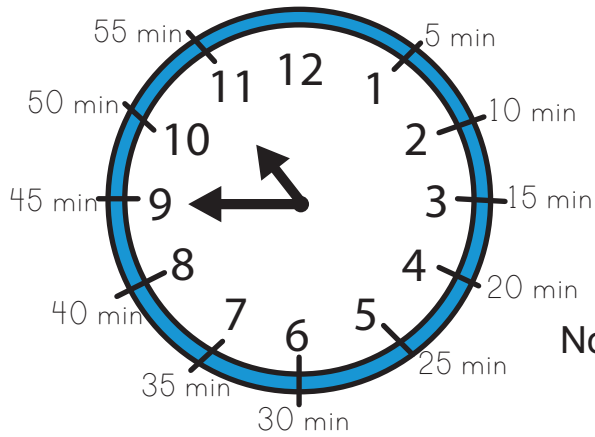


6:30



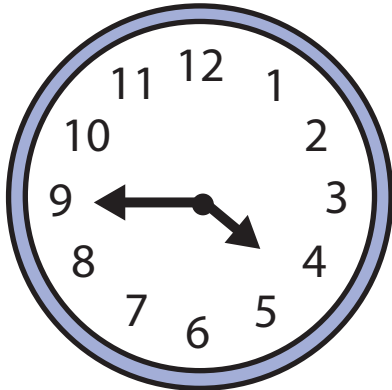
Telling Time to the Quarter Hour


The hour hand on a clock counts the hours 1-12. The minute hand counts the minutes 1-60. Each number on the clock stands for 5 minutes. This means that the **3** on a clock stands for 15 minutes and the **9** on a clock stands for 45 minutes.





10:45


This clock shows that it is 10:45.
Now you practice telling time to the quarter hour!
















Reading Clocks: Cut-n-Paste

Cut out the clock faces at the bottom of the page.
Then paste the clock faces to the correct wristband.







15 Minute Match Up




View the time on the clocks. Draw a line from the digital time to the correct time on the clock.




7:15




2:30




11:45




9:00




1:15




5:30




12:45




4:00




6:15



10:30




3:45




8:00

What Time Is It?


Write the time that each clock shows.




9:15



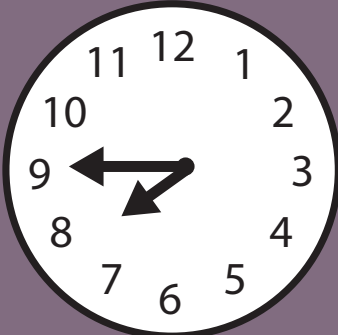
12:00




3:00



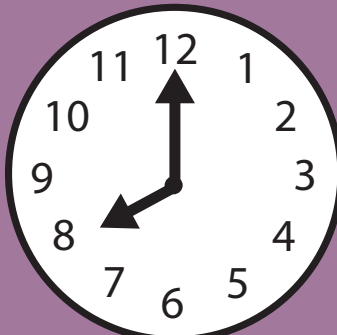
6:15




8:45




6:45



7:00



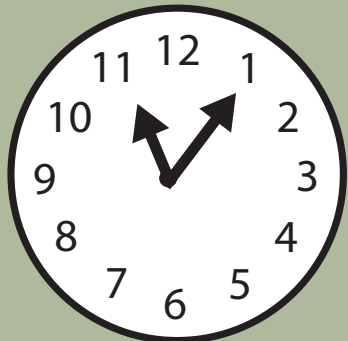
3:45




9:30

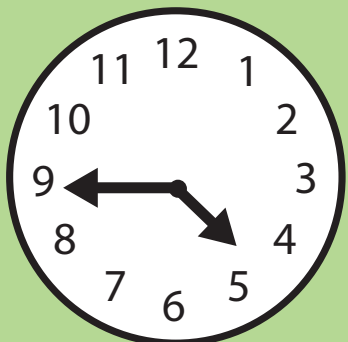
What Time is It?

Write the digital time that each clock shows.

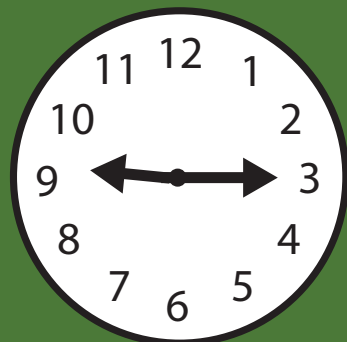




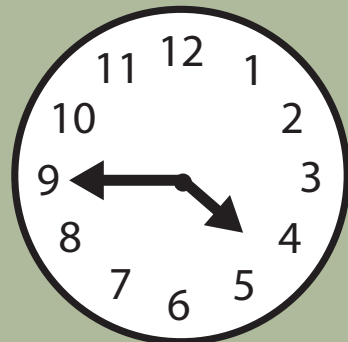


















Reading Clocks


Write the time that each clock shows.































Learning to Tell Time

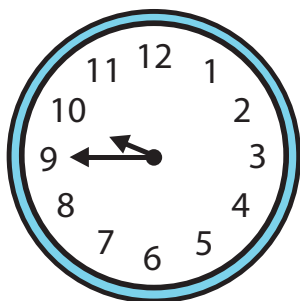
Write the time under the first set of clocks. The first one has been done for you.




9:15




Now draw the hands on these analog clock faces to match the digital time already given. The first one has been done for you.




9:45




12:15




3:30




7:00




10:15




6:00



5:15



11:00



Time Word Problems

Practicing Elapsed Time 1

Read the problems below. Write your answer in the space below.

1. Tanya wakes up at 6:00 am. Her brother Tim wakes up 2 hours later. What time does Tim wake up?


2. Dad put a cake in the oven at 4:30 pm. It takes 45 minutes to bake. What time will the cake be finished?

3. The movie started at 1:45 pm. The movie was 1 hour and 30 minutes long. What time was the movie over?

4. The cat fell asleep at 3:15 pm. She slept for 30 minutes. What time did the cat wake up?

5. Mom left for work at 6:30 am. She came home at 1:30 pm. How long was Mom at work?

6. The football game starts at 7:30 pm. It will last 2 hours. What time will the game be over?



Time Word Problems

Practicing Elapsed Time 2

Read the problems below. Write your answer in the space below.

1. Grandma visited at 5:20 pm.
She stayed for 30 minutes.
What time did Grandma leave?

2. My sister and I went to the library at 10:35 am. We left at 11:30 am. How long did we stay?

3. School starts at 7:30 am and ends at 2:30 pm. How long is the school day?


4. The birthday party was at 11:05 am. It lasted 2 hours and 45 minutes. What time was the party over?

5. The plumber arrived at 9:45 am. He worked for 3 hours and then left. What time did the plumber leave?


6. Geoff started his homework at 4:00 pm. It took him 55 minutes to finish. What time did Geoff finish?

Draw the Time


The clocks are missing their hands! View the times below.
Draw the hands on the clock to show the correct time.




11:15



6:45



2:30



8:00

Great job!

is an Education.com math superstar

