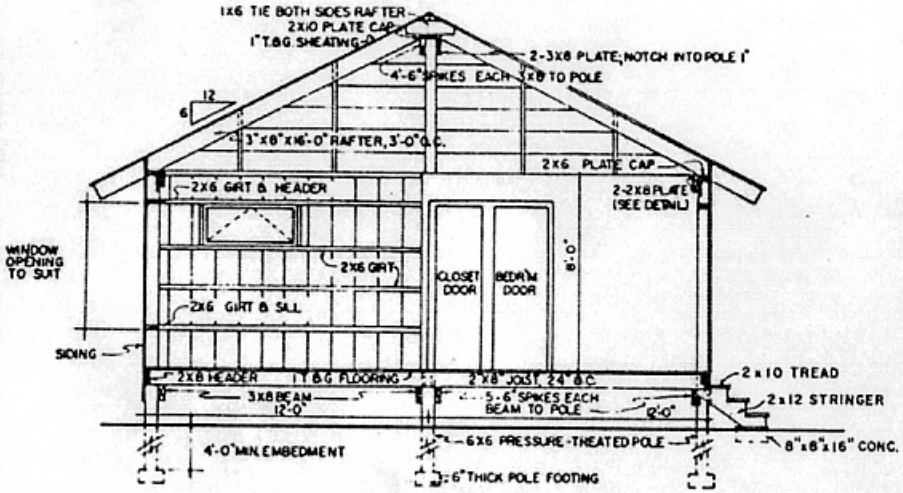

SECTION A-A

SCALE 0 2 4 6 FT.

NOTES

1. DESIGN BASED ON ROUGH-SAWN EASTERN HEMLOCK.
2. DESIGN ROOF LOAD - 40 PSF
3. DESIGN FLOOR LOAD - 35 PSF
4. ALL FRAMING NAILS SHOULD BE OF HARDENED THREADED TYPE.
5. FLOOR- AND ROOF-DECKING JOINTS SHOULD BE WELL STAGGERED.
6. ROUGH 1" BOARDS ARE SUGGESTED FOR SIDING.
7. INTERIOR FINISH IS LEFT TO BUILDERS DISCRETION.

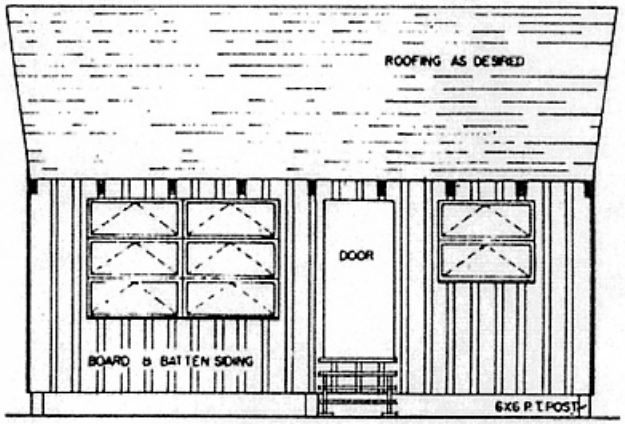

FRONT ELEVATION

0 2 4 6 FT.

WINDOW SCHEDULE

WINDOW	*UNIT SIZE	NO. OF UNITS
A	1'-8"x2'-8"	1
B	1'-8"x2'-8"	1
C	1'-8"x4'-1"	1
D	1'-8"x4'-1"	2
E	1'-8"x4'-1"	6
F	1'-8"x4'-1"	1
G	1'-8"x2'-8"	1
H	1'-8"x4'-1"	1

*ALL AWNING WINDOW UNITS SIZES ARE APPROXIMATE. OTHER WINDOW SIZES AND/OR STYLES MAY BE SUBSTITUTED AS DESIRED.

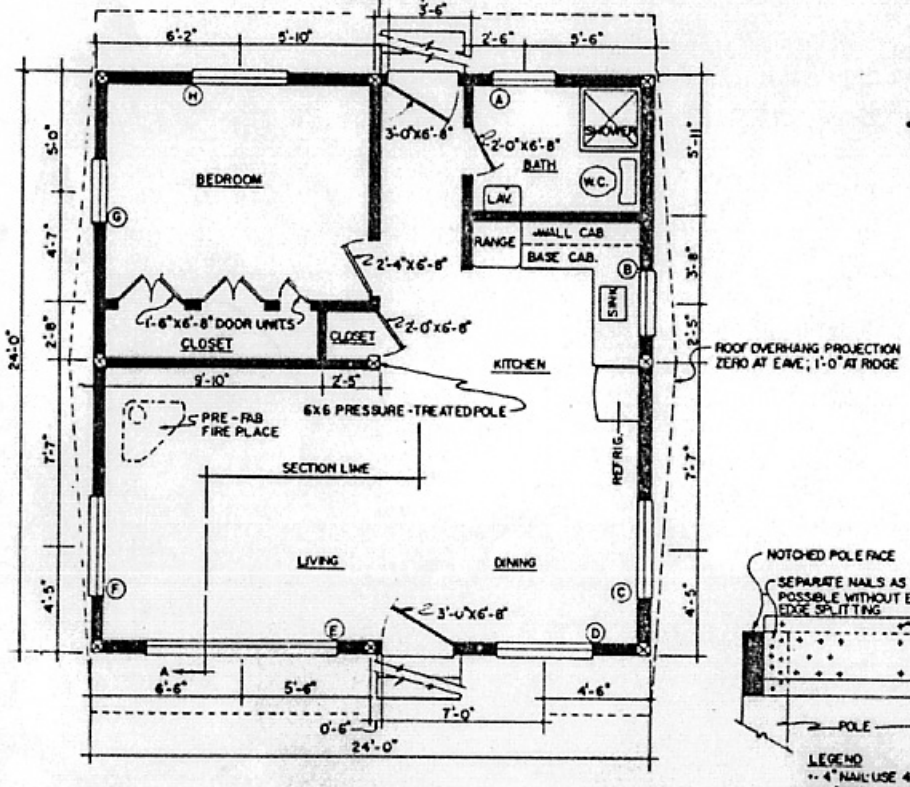

PLAN

0 2 4 6 FT.

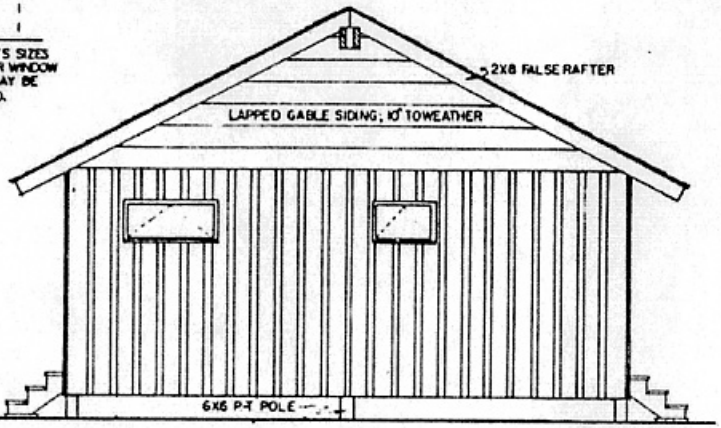

SIDE ELEVATION

0 2 4 6 FT.

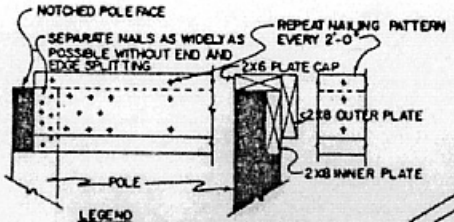

LEGEND
- 4" NAIL: USE 4 INNER 2x8 TO POLE
- 6" SPIKE - USE 4 OUTER 2x8 TO POLE
- 4" NAIL - USE NUMBERS AS SHOWN

PLATE NAILING DETAIL

0 1 FT.

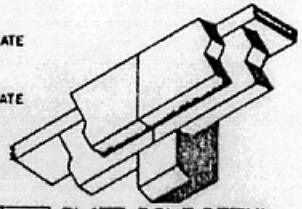

PLATE POLE DETAIL

NO SCALE

BASED ON UNIV. OF MASS. PLAN MC-4613

COOPERATIVE EXTENSION WORK IN AGRICULTURE AND HOME ECONOMICS
STATE OF TENNESSEE
UNIVERSITY OF TENNESSEE
AGRICULTURAL ENGINEERING DEPARTMENT
AND
UNITED STATES DEPARTMENT OF AGRICULTURE COOPERATING

24'-0" POLE-FRAME CABIN

MASS. '66	EX. 6002	SHEET 1 OF 1