

RHYMING

and Word Families

K


Kindergarten




bug



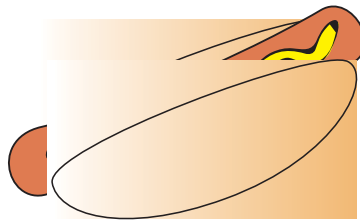
mug




run



bee



bun



tree

Table of Contents

Rhyming and Word Families

My Word Family Book #1
Which One Doesn't Belong? #1
Which One Doesn't Belong? #2
Rhyming Puzzles #1
Which One Doesn't Belong? #3
Meet the "it" Family
Rhyming Puzzles #2
Which One Doesn't Belong? #4
Which One Doesn't Belong? #5
Rhyming Puzzles #3
My Rhyming Book #1
Which One Doesn't Belong? #6
Rhyming Puzzles #4
Which One Doesn't Belong? #7
My Rhyming Book #2
Rhyming Puzzles #5
Meet the "at" Family
My Word Family Book #2
Which One Doesn't Belong? #8
Which One Doesn't Belong? #9
My Rhyming Book #3
Which One Doesn't Belong? #10
Which One Doesn't Belong? #11
Which One Doesn't Belong? #12

Certificate of Completion

Want more workbooks? Join [Education.com Plus](http://www.education.com/education-plus/) to save time and money.
<http://www.education.com/education-plus/>


My Word Family Book

Color in the pictures and fill in the blank spaces.

Then, have an adult help you cut out the pages and staple your book together.

_____ 's
Word Family
Book

1.




___ an

3.



___ an

2.







___ an

4.





Which One Doesn't Belong?

Look at the five pictures below and cross out the one that does not rhyme.



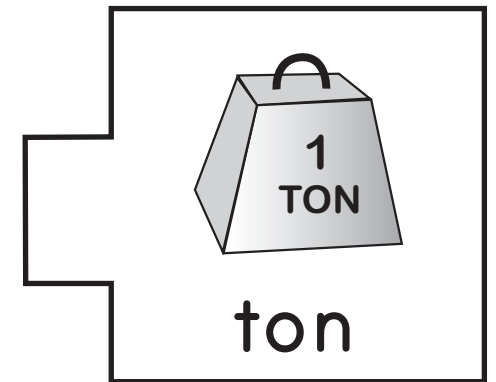
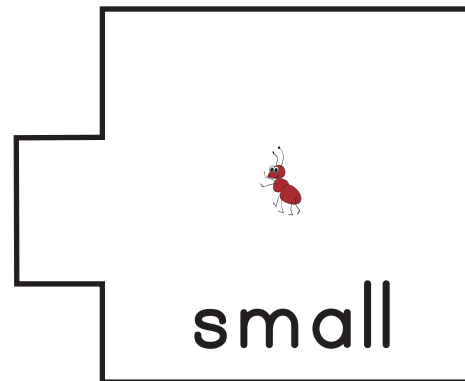

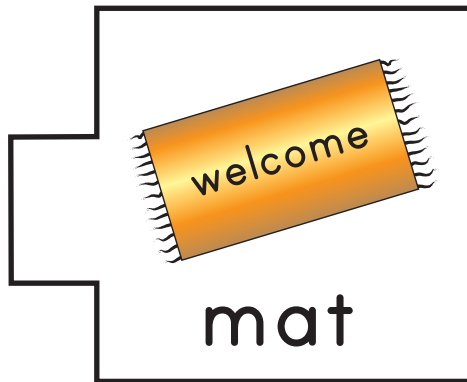

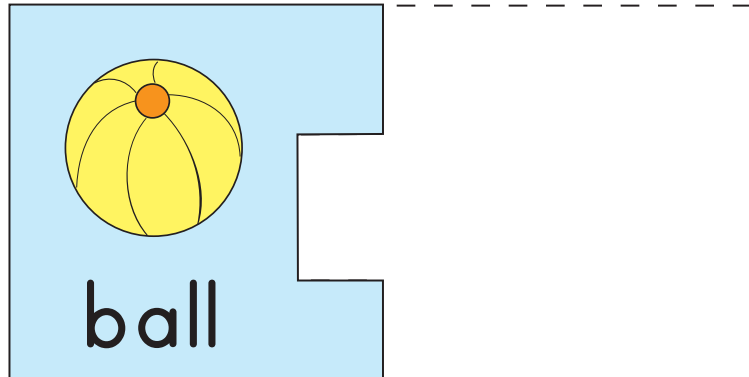


Which One Doesn't Belong?

Look at the five pictures below and cross out the one that does not rhyme.



RHYMING PUZZLES - 1

Ask your child to read aloud all the words with the help of the pictures. Then cut the puzzle pieces from the bottom of the page and ask your child to place it next to its rhyming word.



Tip: Puzzle pieces work better when printed on thicker paper so they can be used and reused for practice. These pieces can be used with other worksheets in the series " Rhyming Puzzles" to create different sets of rhyming words.

Which One Doesn't Belong?


Look at the pictures below and cross out the one which does not rhyme.



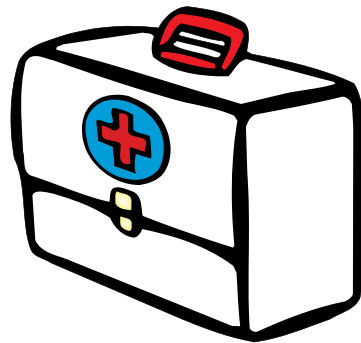
Meet the "it" Family

Look at the pictures and fill in the missing letter to complete each word.


____ it



____ it

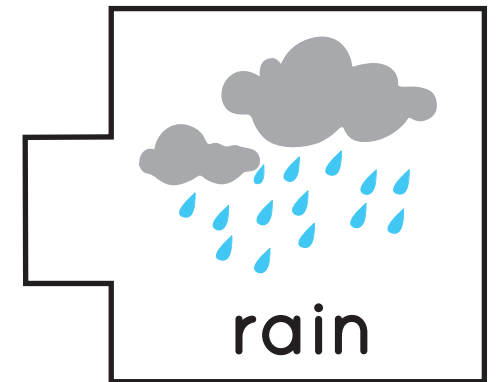

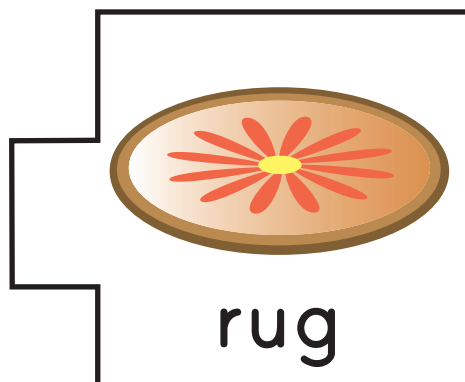


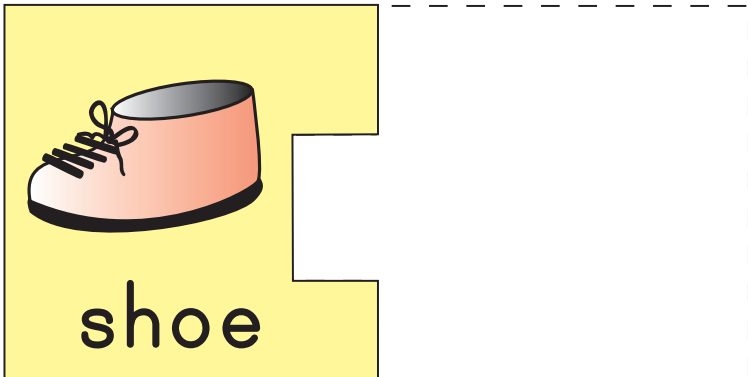
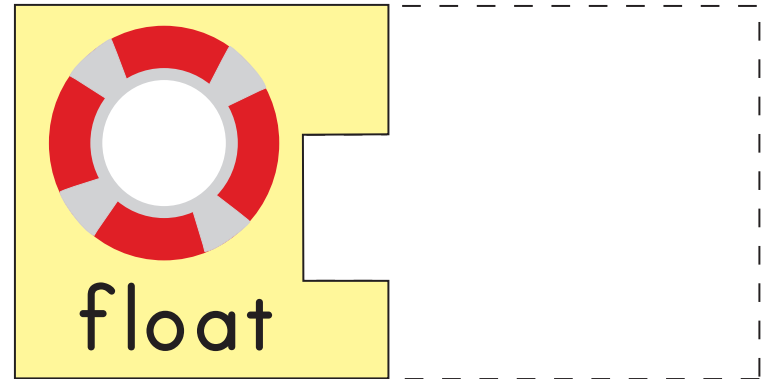
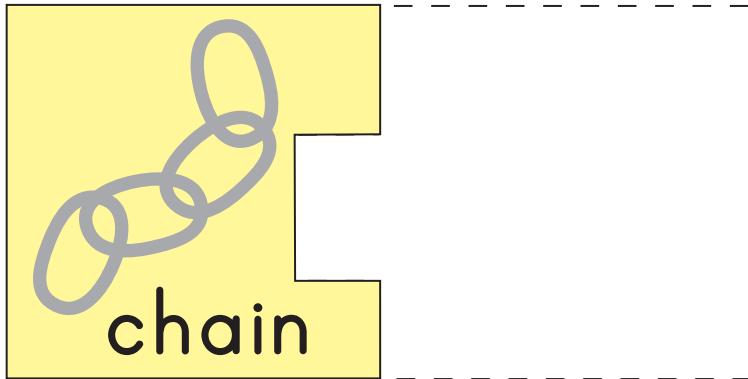


____ it



RHYMING PUZZLES - 2


Ask your child to read aloud all the words with the help of the pictures. Then cut the puzzle pieces from the bottom of the page and ask your child to place it next to its rhyming word.



Tip: Puzzle pieces work better when printed on thicker paper so they can be used and reused for practice. These pieces can be used with other worksheets in the series " Rhyming Puzzles" to create different sets of rhyming words.

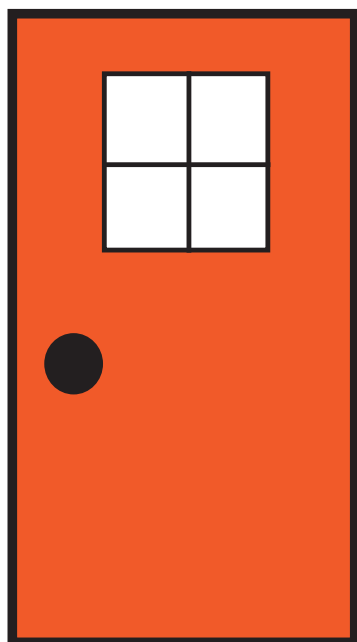
Which One Doesn't Belong?

Look at the four pictures below and cross out the one that does not rhyme.



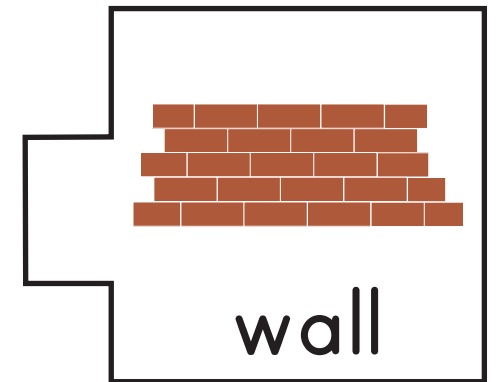

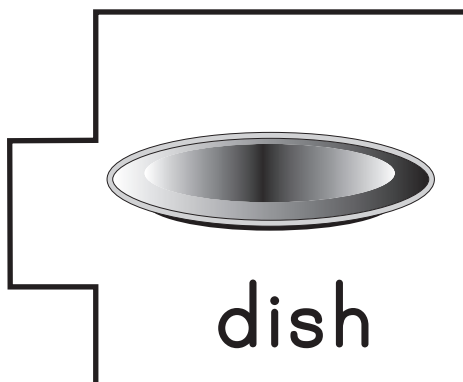
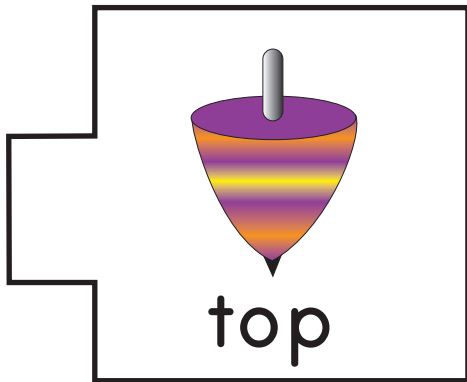
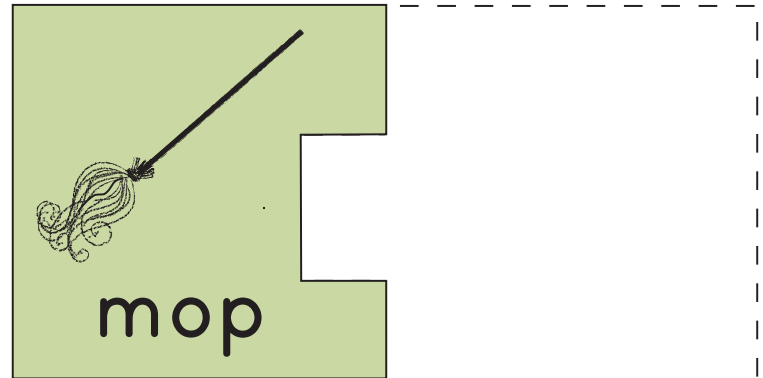

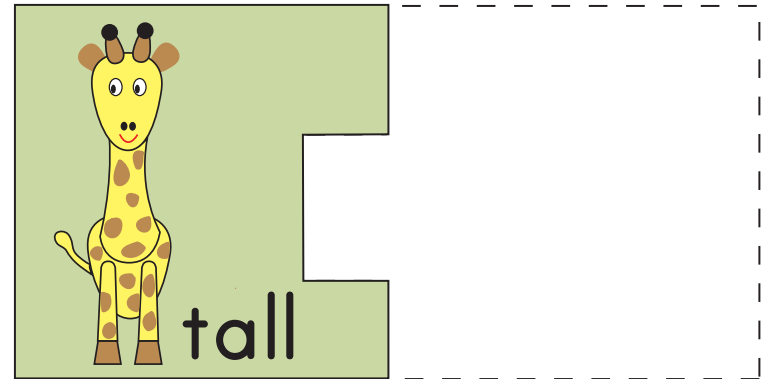

Which One Doesn't Belong?

Look at the four pictures below and cross out the one that does not rhyme.



RHYMING PUZZLES - 3

Ask your child to read aloud all the words with the help of the pictures. Then cut the puzzle pieces from the bottom of the page and ask your child to place it next to its rhyming word.



Tip: Puzzle pieces work better when printed on thicker paper so they can be used and reused for practice. These pieces can be used with other worksheets in the series " Rhyming Puzzles" to create different sets of rhyming words.


My Rhyming Book

Color in the pictures and fill in the blank spaces.

Then, have an adult help you cut out the pages and staple your book together.


_____ 's
Rhyming
Book

1.



_____ ree

3.



_____ ee

2.





_____ hree

4.

Which One Doesn't Belong?

Look at the four pictures below and cross out the one that does not rhyme.

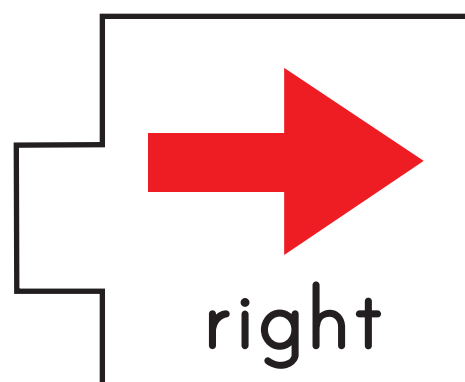

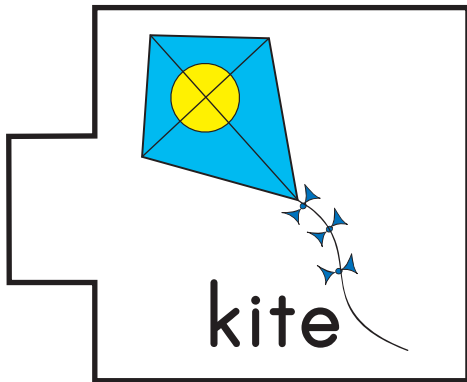


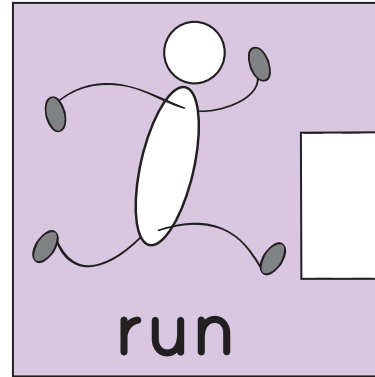



3



RHYMING PUZZLES - 4



Ask your child to read aloud all the words with the help of the pictures. Then cut the puzzle pieces from the bottom of the page and ask your child to place it next to its rhyming word.



Tip: Puzzle pieces work better when printed on thicker paper so they can be used and reused for practice. These pieces can be used with other worksheets in the series " Rhyming Puzzles" to create different sets of rhyming words.

Which One Doesn't Belong?

Look at the four pictures below and cross out the one that does not rhyme.




My Rhyming Book

Color in the pictures and fill in the blank spaces.

Then, have an adult help you cut out the pages and staple your book together.


_____ 's
Rhyming
Book

1.




___ ock

3.



___ ock

2.



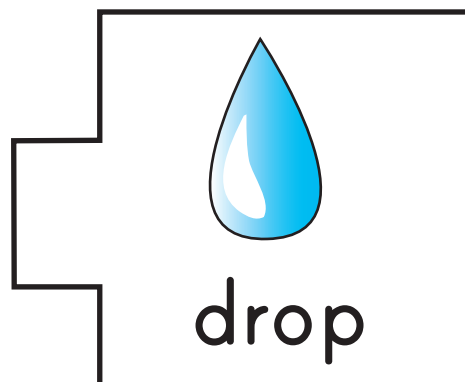

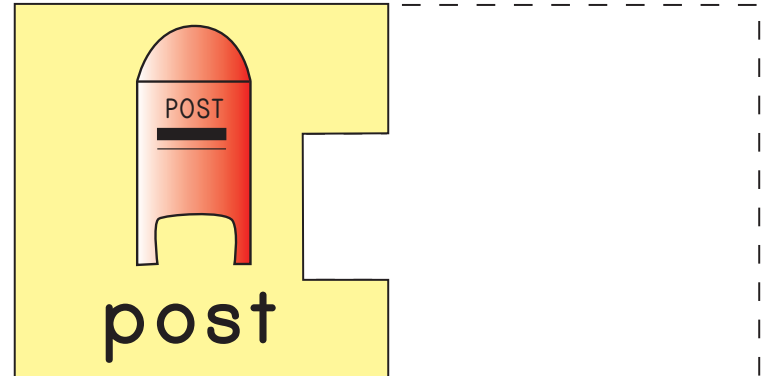

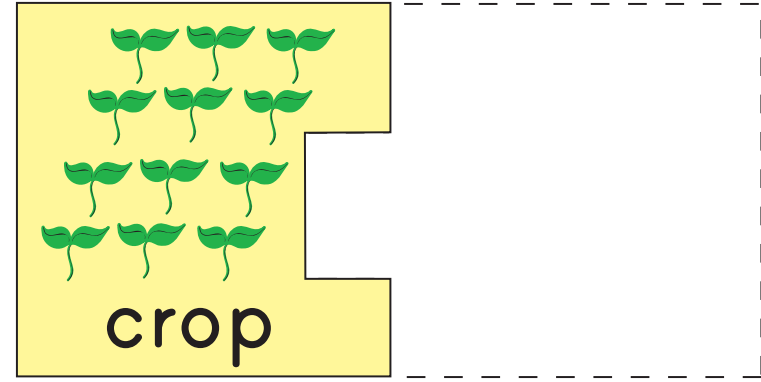
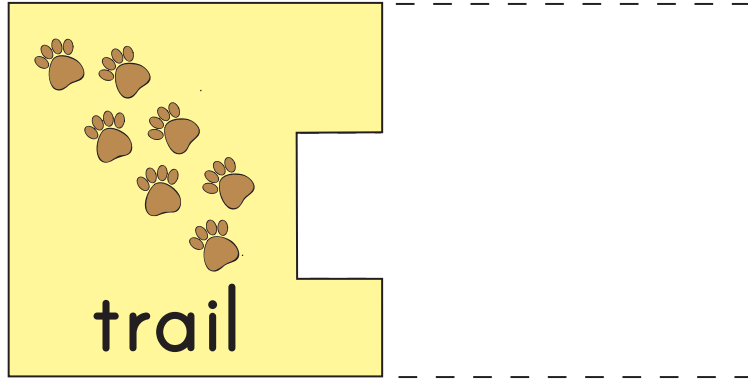


___ lock

4.

RHYMING PUZZLES - 5

Ask your child to read aloud all the words with the help of the pictures. Then cut the puzzle pieces from the bottom of the page and ask your child to place it next to its rhyming word.




Tip: Puzzle pieces work better when printed on thicker paper so they can be used and reused for practice. These pieces can be used with other worksheets in the series " Rhyming Puzzles" to create different sets of rhyming words.

Meet the "at" Family

Look at the pictures and fill in the missing letter to complete each word.


___ at



___ at



___ at




My Word Family Book

Color in the pictures and fill in the blank spaces.

Then, have an adult help you cut out the pages and staple your book together.


_____ 's
Word Family
Book

1.



_____ at

3.



_____ at

2.






_____ at

4.

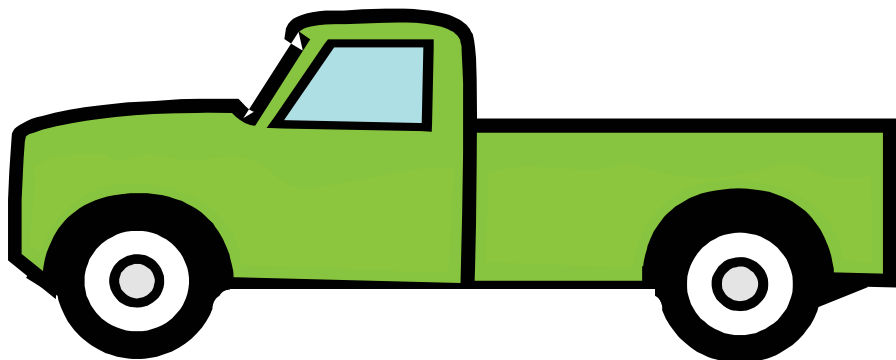



Which One Doesn't Belong?

Look at the four pictures below and cross out the one that does not rhyme.



Which One Doesn't Belong?

Look at the four pictures below and cross out the one that does not rhyme.



My Rhyming Book

Color in the pictures and fill in the blank spaces.

Then, have an adult help you cut out the pages and staple your book together.

_____ 's
Rhyming
Book

1.



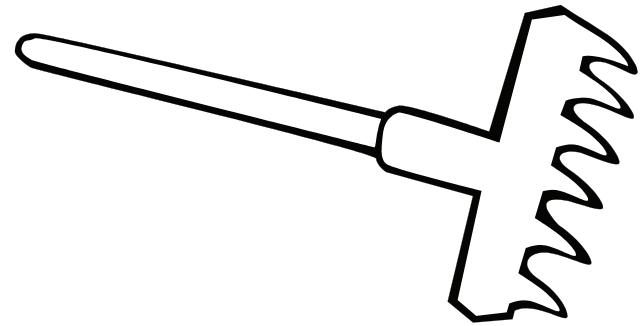
_____ nake

3.



_____ ake

2.






_____ ake

4.




Which One Doesn't Belong?

Look at the four pictures below and cross out the one that doesn't rhyme.






Which One Doesn't Belong?

Look at the four pictures below and cross out the one that does not rhyme.



Which One Doesn't Belong?

Look at the five pictures below and cross out the one that does not rhyme.



1

Great job!

is an Education.com reading superstar

