

Divide Them Up 4th



$$7 \times 6 = 42$$

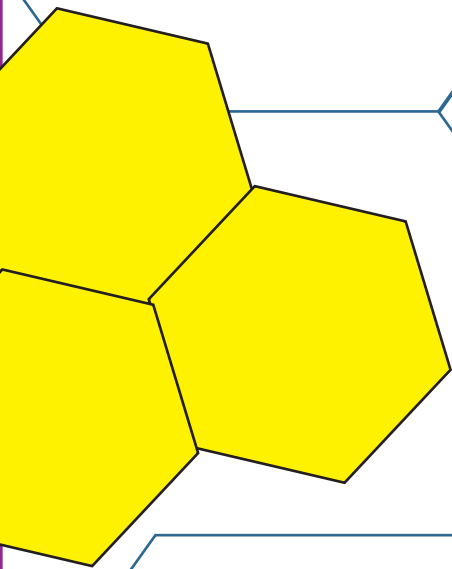
$$12 \times 5 = 60$$

$$10 \times 11 = 110$$

$$3 \times 4 = 12$$

$$12 \div 3 = 4$$

$$12 \div 4 = 3$$



$$202 \times 4 = 808$$




Table of Contents

Divide Them Up

Find the Division Facts *
Quotient Tournament *
Is it Divisible by 2? *
Is it Divisible by 5? *
Is it Divisible by 10? *
Division Quick Trick! *
Susie's Birthday: Word Problems *
Division Word Problems *
Long Division Word Problems *
Lemonade Stand Math #1 *
Lemonade Stand Math #2 *
Lemonade Stand Math #3 *
Lemonade Stand Math #4 *

Certificate of Completion
Answer Sheets

** Has an Answer Sheet*

Want more workbooks? Join Education.com Plus to save time and money.
<http://www.education.com/education-plus/>

Find The Division Facts

Division is the reverse of multiplication.

Example: If the multiplication sentence is $3 \times 4 = 12$,
Then the related division facts are $12 \div 3 = 4$ and $12 \div 4 = 3$.

Look at these multiplication sentences, and write down the two related division facts.

$8 \times 4 = 32$

$9 \times 5 = 45$

$7 \times 6 = 42$

$12 \times 5 = 60$

$10 \times 11 = 110$

$13 \times 2 = 26$

$40 \times 10 = 400$

$202 \times 4 = 808$

Quotient Tournament

Complete each division matchup. The number with the higher quotient advances to the next round where it becomes the dividend and the number in the diamond is the divisor. Look at the example matchup below then fill out the rest of the bracket. Color in the box of the winner each round to keep track of who wins. Show your work.

$$\begin{array}{r} 3 \overline{)1,377} \\ \underline{459} \star \\ 3 \overline{)1,377} \\ \underline{-12} \\ 17 \\ \underline{-15} \\ 27 \\ \underline{-27} \\ 0 \end{array}$$

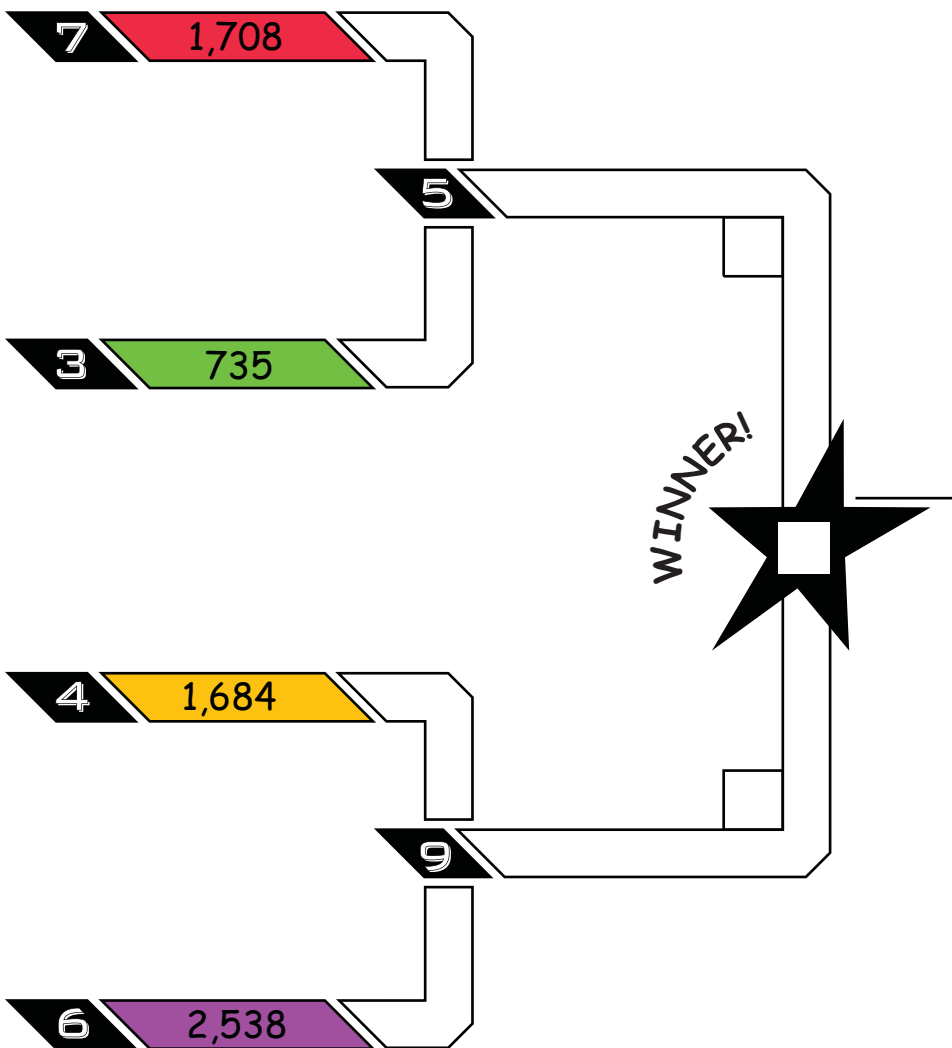
$$\begin{array}{r} 7 \overline{)3,164} \\ \underline{452} \circ \\ 7 \overline{)3,164} \\ \underline{-28} \\ 36 \\ \underline{-35} \\ 14 \\ \underline{-14} \\ 0 \end{array}$$

$$\begin{array}{r} 5 \overline{)459} \\ \dots \end{array}$$

Example:















$3 \overline{)1,377}$ vs. $7 \overline{)3,164}$

Because 459 is greater than 452, it goes on to the next bracket where it is divided by next divisor in the black diamond, which happens to be 5 in this case.

















Is it Divisible by 2?

Any number with a ones digit of 0, 2, 4, 6, or 8, is divisible by 2.
Circle the numbers in the strawberries that are divisible by 2.



Is it Divisible by 5?

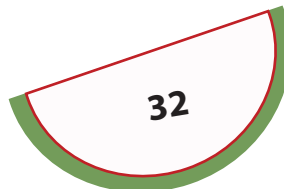
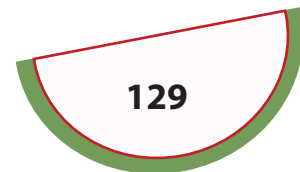
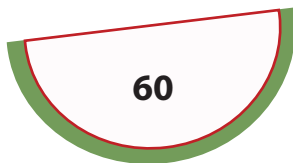



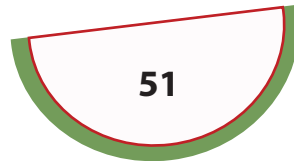


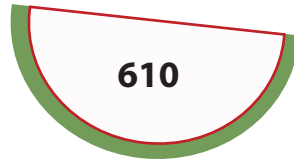
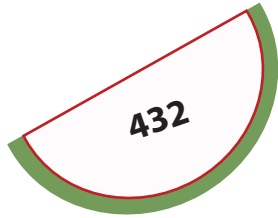
Any number with a ones digit of 0 or 5, is divisible by 5.
Circle the numbers in the apples that are divisible by 5.



Is it Divisible by 10?

Any number with a ones digit of 0, is divisible by 10.

Circle the numbers in the watermelon that are divisible by 10.



Division Quick Trick!

Numbers
Ending
in Zero

To divide numbers that end in zeroes, divide the rest of the numbers. Then, count the zeroes and add them to the answer.

Examples: $2400 \div 2 = ?$

First divide 24 by 2 = 12.

There are two zeroes.

Write 2 zeroes after 12.

Therefore, $2400 \div 2 = 1200$.

$350 \div 7$

$1100 \div 11$

$2800 \div 4$

$6400 \div 8$

$45000 \div 5$

$360 \div 6$

$1440 \div 12$

$3330 \div 333$

$1320 \div 6$

Susie's Birthday:

Word Problems

Susie is having a party for her 9th birthday. She has invited 11 friends for a total of 12 partygoers. Use division to help her plan the party. Perform any other operations needed to help find the answer. Show your work.

Susie's mom buys candy to put in a pinata. If she bought a total of 74 pieces how many do Susie and her 11 friends each get? Are there any pieces left over?

It takes 29 hits for the pinata to break. If each person gets to hit the pinata 3 times, how many people did it take to break the pinata?



Susie sets up an obstacle course for a relay race around her neighborhood. If the course is 123 yards long and each team has three players, about how far does each player have to go?

Susie's dad buys 5 packages of multi-colored balloons for a water balloon toss. They dump them into a pile and fill up each one. When they are done filling all the balloons with water, there are 10 red, 7 blue, 9 yellow, 14 orange, 12 green and 8 white How many balloons were in each package?

DIVISION

WORD PROBLEMS

1. Emily wants to make 1,000 paper cranes. She can make eight cranes a day. If she has already made 304 cranes, how many days are left till she makes the rest of the 1,000 paper cranes?

2. Mike's Deli just sold 328 ham sandwiches this week. Around how many ham sandwiches did Mike sell every day this week? (Round to the nearest number)

3. Don's reading group has read 168 books this year. His reading group has six members. Each member read the same amount of books. How many books did each member read?

4. Judy is having a birthday party. She invited seven friends over and made 98 cookies for party favors. How many cookies did each friend get?

5. Today Susan sold 126 cookies in total. There are 9 cookies in each box. How many boxes of cookies did she sell today?

LONG DIVISION WORD PROBLEMS

1. Zookeeper Al wants to give each monkey at the zoo an equal number of bananas. There are 37 monkeys in the zoo and 567 bananas. How many bananas does each monkey get? And How many are left over for him to eat himself?
2. Betty has 427 oranges and needs to pack them up equally in 23 boxes. How many oranges go in each box and how much does she have left over?
3. Miss King has 1376 pages of scrap paper. She wants to make them into scrap paper packets for her 32 students. How many pages will each packet have? How many extra pages will she have left over?
4. Mr. Chong has 1,440 pages of scrap paper. He instead wants to make packets of 40 pages each but forgets to check if that will be enough for his 37 students. Will there be enough packets per student? If not how much more scrap paper does he need?

LEMONADE STAND MATH 1



You and your friends run a lemonade stand every day during the summer. You are in charge of keeping track of the volume of lemonade sold. Given the number of cups sold each day, use division to express the number of cups sold in gallons, quarts, and cups.

Follow the example below. Refer to the **conversion box** to convert your units correctly. Show and check your work.

Conversion Box

Gal = Gallons
Qt = Quarts
C = Cups

1 Gal = 16 C
1 Qt = 4 C

Mon.

Cups sold: 38

1st: Find the number of gallons using division.

$$1 \text{ G} = 16 \text{ C} \quad \begin{array}{r} 2 \\ 16 \overline{)38} \\ \underline{-32} \\ 6 \end{array} \quad \text{R:6} \quad \underline{\quad} \text{ Gal}$$

2nd: Convert the remaining 6 cups into quarts. The remainder is the number of cups left over.

$$1 \text{ Q} = 4 \text{ C} \quad \begin{array}{r} 1 \\ 4 \overline{)6} \\ \underline{-4} \\ 2 \end{array} \quad \text{R:2} \quad \underline{\quad} \text{ Qt}$$

Tues. Cups sold: 28

___ Gal ___ Qt ___ C

Wed. Cups sold: 22

___ Gal ___ Qt ___ C

Thurs. Cups sold: 40

___ Gal ___ Qt ___ C

Fri. Cups sold: 54

___ Gal ___ Qt ___ C

Sat. Cups sold: 142

___ Gal ___ Qt ___ C

Sun. Cups sold: 108

___ Gal ___ Qt ___ C

LEMONADE STAND MATH 2



You and your friends run a lemonade stand every day during the summer. You are in charge of keeping track of the volume of lemonade sold. Given the number of cups sold each day, use division to express the number of cups sold in gallons, quarts, and cups.

Follow the example below. Refer to the **conversion box** to convert your units correctly. Show and check your work.

Conversion Box

Gal = Gallons
Qt = Quarts
C = Cups

1 Gal = 16 C
1 Qt = 4 C

Mon.

Cups sold: 29

1st: Find the number of gallons using division.

$$1 \text{ G} = 16 \text{ C} \quad \begin{array}{r} 1 \\ 16 \overline{)29} \\ \underline{-16} \\ 13 \end{array} \quad \text{R:13} \quad \underline{1} \text{ Gal}$$

2nd: Convert the remaining 6 cups into quarts. The remainder is the number of cups left over.

$$1 \text{ Q} = 4 \text{ C} \quad \begin{array}{r} 3 \\ 4 \overline{)13} \\ \underline{-12} \\ 1 \end{array} \quad \text{R:1} \quad \underline{3} \text{ Qt} \quad \underline{1} \text{ C}$$

Tues. Cups sold: 18

___ Gal ___ Qt ___ C

Wed. Cups sold: 33

___ Gal ___ Qt ___ C

Thurs. Cups sold: 17

___ Gal ___ Qt ___ C

Fri. Cups sold: 47

___ Gal ___ Qt ___ C

Sat. Cups sold: 68

___ Gal ___ Qt ___ C

Sun. Cups sold: 75

___ Gal ___ Qt ___ C

LEMONADE STAND MATH 3



You and your friends run a lemonade stand every day during the summer. You are in charge of keeping track of the volume of lemonade sold. Given the number of cups sold each day, use division to express the number of cups sold in gallons, quarts, and cups.

Follow the example below. Refer to the **conversion box** to convert your units correctly. Show and check your work.

Conversion Box

Gal = Gallons
Qt = Quarts
C = Cups

1 Gal = 16 C
1 Qt = 4 C

Mon.

Cups sold: 26

1st: Find the number of gallons using division.

$$1 \text{ G} = 16 \text{ C} \quad \begin{array}{r} 16 \overline{)26} \\ -16 \\ \hline 10 \end{array} \quad \begin{array}{l} \text{R:10} \\ \text{1 Gal} \end{array}$$

2nd: Convert the remaining 6 cups into quarts. The remainder is the number of cups left over.

$$1 \text{ Q} = 4 \text{ C} \quad \begin{array}{r} 4 \overline{)10} \\ -8 \\ \hline 2 \end{array} \quad \begin{array}{l} \text{R:2} \\ \text{2 Qt} \\ \text{2 C} \end{array}$$

Tues.

Cups sold: 54

Wed.

Cups sold: 31

Thurs.

Cups sold: 61

___ Gal ___ Qt ___ C

___ Gal ___ Qt ___ C

___ Gal ___ Qt ___ C

Fri. : Cups sold: 121

Sat. : Cups sold: 90


Sun. : Cups sold: 139

___ Gal ___ Qt ___ C

___ Gal ___ Qt ___ C

___ Gal ___ Qt ___ C

LEMONADE STAND MATH 4



You and your friends run a lemonade stand every day during the summer. You are in charge of keeping track of the volume of lemonade sold. Given the number of cups sold each day, use division to express the number of cups sold in gallons, quarts, and cups.

Follow the example below. Refer to the **conversion box** to convert your units correctly. Show and check your work.

Conversion Box

Gal = Gallons
Qt = Quarts
C = Cups

1 Gal = 16 C
1 Qt = 4 C

Mon.
Cups sold: 20

1st: Find the number of gallons using division.

$$1 \text{ G} = 16 \text{ C} \quad \begin{array}{r} 1 \\ 16 \overline{)23} \\ \underline{-16} \\ 7 \end{array} \quad \text{R:4} \quad \underline{\quad} \text{ Gal}$$

2nd: Convert the remaining 6 cups into quarts. The remainder is the number of cups left over.

$$1 \text{ Q} = 4 \text{ C} \quad \begin{array}{r} 1 \\ 4 \overline{)6} \\ \underline{-4} \\ 2 \end{array} \quad \text{R:0} \quad \underline{\quad} \text{ Qt}$$

Tues. : Cups sold: 62

Wed. : Cups sold: 49

Thurs. : Cups sold: 37

___ Gal ___ Qt ___ C

___ Gal ___ Qt ___ C

___ Gal ___ Qt ___ C

Fri. : Cups sold: 77

Sat. : Cups sold: 101

Sun. : Cups sold: 129


___ Gal ___ Qt ___ C

___ Gal ___ Qt ___ C

___ Gal ___ Qt ___ C

Great job!

is an Education.com math superstar



Answer Sheets

Divide Them Up

Find the Division Facts
Quotient Tournament
Is it Divisible by 2?
Is it Divisible by 5?
Is it Divisible by 10?
Division Quick Trick!
Susie's Birthday: Word Problems
Division Word Problems
Long Division Word Problems
Lemonade Stand Math #1
Lemonade Stand Math #2
Lemonade Stand Math #3
Lemonade Stand Math #4

Want more workbooks? Join Education.com Plus to save time and money.
<http://www.education.com/education-plus/>

Answer Sheet

ANSWER SHEET

Math
Calculation

Find The Division Facts

Division is the reverse of multiplication.

Example: If the multiplication sentence is $3 \times 4 = 12$,
Then the related division facts are $12 \div 3 = 4$ and $12 \div 4 = 3$.

Look at these multiplication sentences, and write down the two related division facts.

$$8 \times 4 = 32$$

$$32 \div 8 = 4$$

$$32 \div 4 = 8$$

$$9 \times 5 = 45$$

$$45 \div 9 = 5$$

$$45 \div 5 = 9$$

$$7 \times 6 = 42$$

$$42 \div 6 = 7$$

$$42 \div 7 = 6$$

$$12 \times 5 = 60$$

$$60 \div 12 = 5$$

$$60 \div 5 = 12$$

$$10 \times 11 = 110$$

$$110 \div 10 = 11$$

$$110 \div 11 = 10$$

$$13 \times 2 = 26$$

$$26 \div 13 = 2$$

$$26 \div 2 = 13$$

$$40 \times 10 = 400$$

$$400 \div 40 = 10$$

$$400 \div 10 = 40$$

$$202 \times 4 = 808$$

$$808 \div 202 = 4$$

$$808 \div 4 = 202$$

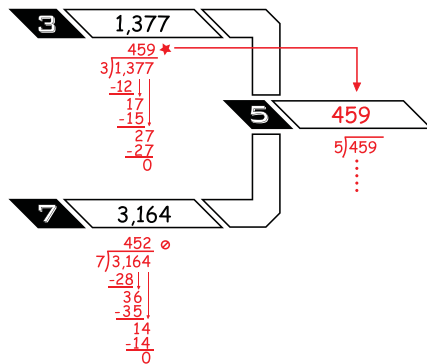


Answer Sheet

Quotient Tournament

ANSWER SHEET

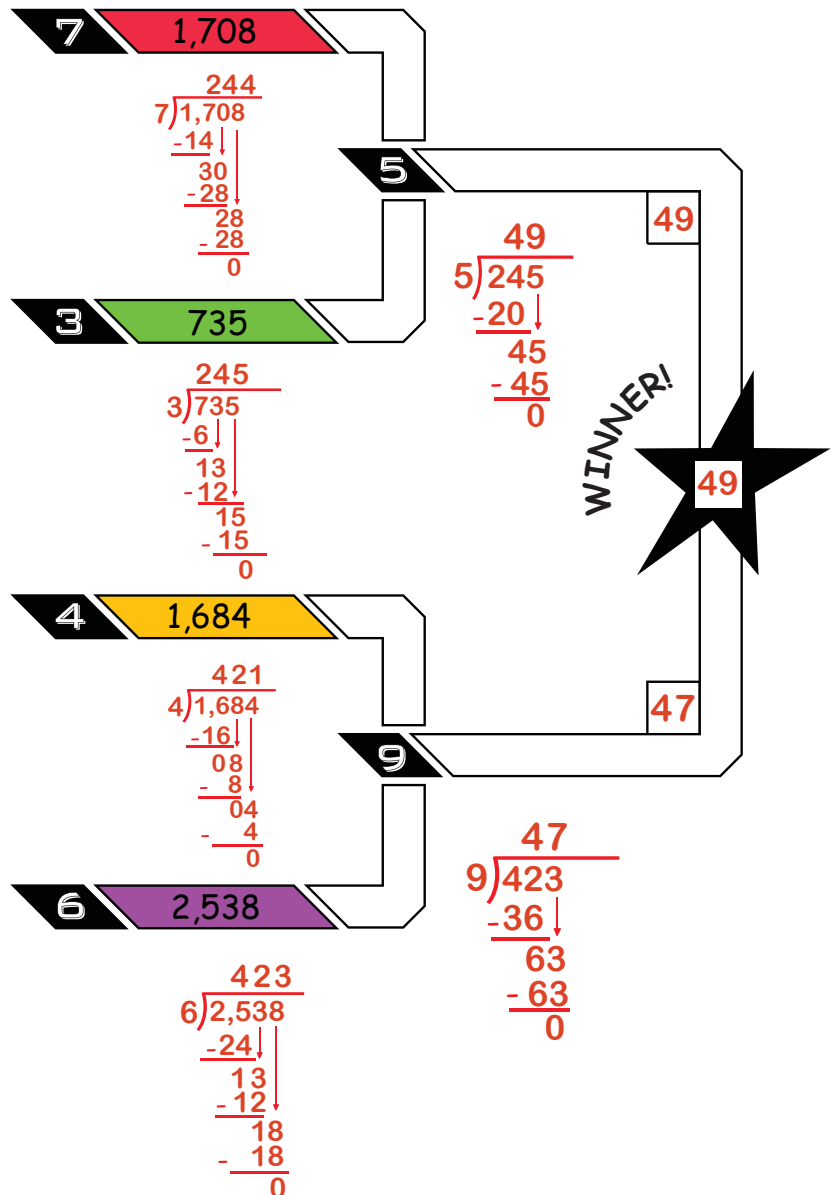
Complete each division matchup. The number with the higher quotient advances to the next round where it becomes the dividend and the number in the diamond is the divisor. Look at the example matchup below then fill out the rest of the bracket. Color in the box of the winner each round to keep track of who wins. Show your work.



Example:

$$3 \overline{)1,377} \text{ vs. } 7 \overline{)3,164}$$

Because 459 is greater than 452, it goes on to the next bracket where it is divided by next divisor in the black diamond, which happens to be 5 in this case.

















Answer Sheet

Math
Division

Is it Divisible by 2?

Any number with a ones digit of 0, 2, 4, 6, or 8, is divisible by 2.
Circle the numbers in the strawberries that are divisible by 2.














Answer Sheet

Math
Division

Is it Divisible by 5?

Any number with a ones digit of 0 or 5, is divisible by 5.

Circle the numbers in the apples that are divisible by 5.



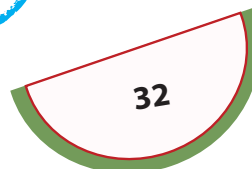


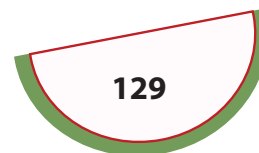
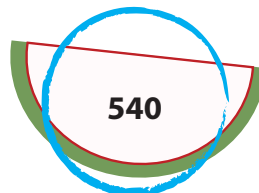
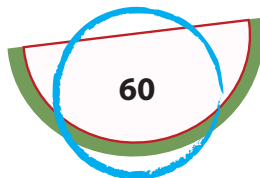
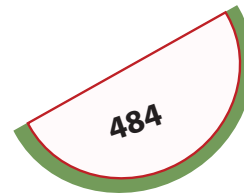
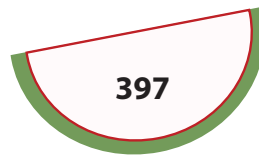

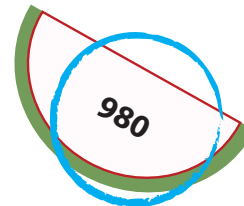
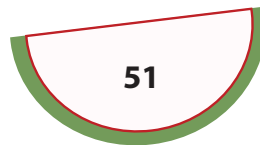
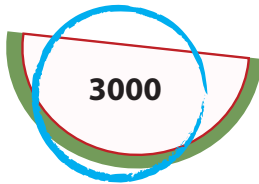
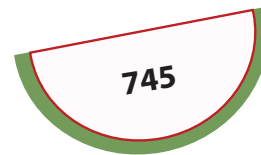
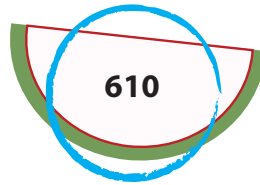
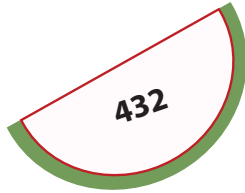
Answer Sheet

Math
Division

Is it Divisible by 10?

Any number with a ones digit of 0, is divisible by 10.

Circle the numbers in the watermelon that are divisible by 10.



Answer Sheet

ANSWER SHEET

Math
Division

Division Quick Trick!

Numbers
Ending
in Zero

To divide numbers that end in zeroes, divide the rest of the numbers. Then, count the zeroes and add them to the answer.

Examples: $2400 \div 2 = ?$

First divide 24 by 2 = 12.

There are two zeroes.

Write 2 zeroes after 12.

Therefore, $2400 \div 2 = 1200$.

$$350 \div 7$$

$$35 \div 7 = 5$$

$$350 \div 7 = 50$$

$$1100 \div 11$$

$$11 \div 11 = 1$$

$$1100 \div 11 = 100$$

$$2800 \div 4$$

$$28 \div 4 = 7$$

$$2800 \div 4 = 700$$

$$6400 \div 8$$

$$64 \div 8 = 8$$

$$6400 \div 8 = 800$$

$$45000 \div 5$$

$$45 \div 5 = 9$$

$$45000 \div 5 = 9000$$

$$360 \div 6$$

$$36 \div 6 = 6$$

$$360 \div 6 = 60$$

$$1440 \div 12$$

$$144 \div 12 = 12$$

$$1440 \div 12 = 120$$

$$3330 \div 333$$

$$333 \div 333 = 1$$

$$3330 \div 333 = 10$$

$$1320 \div 6$$

$$132 \div 6 = 22$$

$$1320 \div 6 = 220$$

Answer Sheet

Susie's Birthday: Word Problems

ANSWER SHEET

Susie is having a party for her 9th birthday. She has invited 11 friends for a total of 12 partygoers. Use division to help her plan the party. Perform any other operations needed to help find the answer. Show your work.

Susie's mom buys candy to put in a pinata. If she bought a total of 74 pieces how many do Susie and her 11 friends each get? Are there any pieces left over?

Susie + 11 friends = 12 kids

$74 \div 11 = 6.72$

Each child gets 6 candies each.

8 pieces are left over.

It takes 29 hits for the pinata to break. If each person gets to hit the pinata 3 times, how many people did it take to break the pinata?

$29 \div 3 = 9.6$

It took 10 people to break the pinata.



Susie sets up an obstacle course for a relay race around her neighborhood. If the course is 123 yards long and each team has three players, about how far does each player have to go?

$123 \div 3 = 41$

Each player has to go 41 yards.

Susie's dad buys 5 packages of multi-colored balloons for a water balloon toss. They dump them into a pile and fill up each one. When they are done filling all the balloons with water, there are 10 red, 7 blue, 9 yellow, 14 orange, 12 green and 8 white How many balloons were in each package?

10

+ 7

+ 9

+14

+12

+ 8

**-----
= 60 balloons**

**-----
 $60 \div 5 = 12$ balloons**

12 balloons are there in each package.

Answer Sheet

DIVISION WORD PROBLEMS

1. Emily wants to make 1,000 paper cranes. She can make eight cranes a day. If she has already made 304 cranes, how many days are left till she makes the rest of the 1,000 paper cranes?
 1000 (paper cranes) - 304 (already made cranes) = 696 cranes
 696 (remaining cranes) \div 8 (cranes per day) = 87 days

It will take Emily 87 more days to make the rest of her paper cranes.

2. Mike's Deli just sold 328 ham sandwiches this week. Around how many ham sandwiches did Mike sell every day this week? (Round to the nearest number)

$$328 \text{ (sandwiches)} \div 7 \text{ (days per week)} = 46.8571429$$

Round up to 47 sandwiches.

Mike sold around 47 ham sandwiches every day this week.

3. Don's reading group has read 168 books this year. His reading group has six members. Each member read the same amount of books. How many books did each member read?

$$168 \text{ (books)} \div 6 \text{ (members)} = 28 \text{ books}$$

Each member of Dan's reading group read 28 books this year.

4. Judy is having a birthday party. She invited seven friends over and made 98 cookies for party favors. How many cookies did each friend get?

$$98 \text{ (cookies)} \div 7 \text{ (friends)} = 14 \text{ cookies}$$

Each of Judy's friends got 14 cookies.

5. Today Susan sold 126 cookies in total. There are 9 cookies in each box. How many boxes of cookies did she sell today?

$$126 \text{ (cookies)} \div 9 \text{ (cookies per box)} = 14 \text{ boxes}$$

Susan sold 14 boxes of cookies today.

Answer Sheet

LONG DIVISION WORD PROBLEMS

1. Zookeeper Al wants to give each monkey at the zoo an equal number of bananas. There are 37 monkeys in the zoo and 567 bananas. How many bananas does each monkey get? And How many are left over for him to eat for himself?

$$567 (\# \text{ of bananas}) \div 37 (\# \text{ of monkeys}) = 15 \text{ remainder } 12$$

Each monkey gets 15 bananas. Zookeeper Al will have 12 bananas left over for himself.

2. Betty has 427 oranges and needs to pack them up equally in 23 boxes. How many oranges go in each box? and How much does she have left over?

$$427 (\# \text{ of oranges}) \div 23 (\# \text{ of boxes}) = 18 \text{ remainder } 13$$

Betty puts 18 oranges per box and has 13 oranges left over.

3. Miss King has 1376 pages of scrap paper. She wants to make them into scrap paper packets for her 32 students. How many pages will each packet have? How many extra pages will she have left over?

$$1376 (\# \text{ pages of scrap paper}) \div 32 (\# \text{ of students}) = 43 (\text{ pages in packet})$$

no remainders

Each packet will have 43 pages in each packet. There are no extra pages left over.

4. Mr. Chong has 1440 pages of scrap paper. He instead wants to have 40 pages per packet but forgets to check if there will be enough for his 37 students. Will there be enough packets per student? If not how much more scrap paper does he need?

$$1440 (\# \text{ pages of scrap paper}) \div 40 (\text{ pages in each packet}) = 36 \text{ packets}$$

$$37 (\text{ students}) - 36 (\text{ packets}) = 1 (\text{ remaining})$$

$$1 (\text{ remaining packet needed}) \times 40 (\text{ pages in each packet}) = 40 \text{ pages}$$

No there will not be enough pages per packet for Mr. Chong's students. He still needs 40 more pages of scrap paper.

Answer Sheet

LEMONADE STAND MATH 1 ANSWERS

You and your friends run a lemonade stand every day during the summer. You are in charge of keeping track of the volume of lemonade sold. Given the number of cups sold each day, use division to express the number of cups sold in gallons, quarts, and cups.

Follow the example below. Refer to the **conversion box** to convert your units correctly. Show and check your work.



Conversion Box

Gal = Gallons
Qt = Quarts
C = Cups

1 Gal = 16 C
1 Qt = 4 C

Mon.
Cups sold: 38

1st: Find the number of gallons using division.

$$1 \text{ G} = 16 \text{ C} \quad \begin{array}{r} 2 \\ 16 \overline{)38} \\ \underline{-32} \\ 6 \end{array} \quad \begin{array}{l} \text{R:6} \\ \text{R:6} \end{array} \quad \underline{2} \text{ Gal}$$

2nd: Convert the remaining 6 cups into quarts. The remainder is the number of cups left over.

$$1 \text{ Q} = 4 \text{ C} \quad \begin{array}{r} 1 \\ 4 \overline{)6} \\ \underline{-4} \\ 2 \end{array} \quad \begin{array}{l} \text{R:2} \\ \text{R:2} \end{array} \quad \underline{1} \text{ Qt} \quad \underline{2} \text{ C}$$

Tues. Cups sold: 28

1 Gal 3 Qt 0 C

Wed. Cups sold: 22

1 Gal 1 Qt 2 C

Thurs. Cups sold: 40

2 Gal 2 Qt 0 C

Fri. Cups sold: 54

3 Gal 1 Qt 2 C

Sat. Cups sold: 142

8 Gal 3 Qt 2 C

Sun. Cups sold: 108

6 Gal 3 Qt 0 C

Answer Sheet

LEMONADE STAND MATH 2 ANSWERS

You and your friends run a lemonade stand every day during the summer. You are in charge of keeping track of the volume of lemonade sold. Given the number of cups sold each day, use division to express the number of cups sold in gallons, quarts, and cups.

Follow the example below. Refer to the **conversion box** to convert your units correctly. Show and check your work.



Conversion Box

Gal = Gallons
Qt = Quarts
C = Cups

1 Gal = 16 C
1 Qt = 4 C

Mon.
Cups sold: 29

1st: Find the number of gallons using division.

$$1 \text{ G} = 16 \text{ C} \quad \begin{array}{r} 16 \overline{)29} \\ -16 \\ \hline 13 \end{array} \quad \begin{array}{l} \text{R:13} \\ \text{1} \text{ Gal} \end{array}$$

2nd: Convert the remaining 6 cups into quarts. The remainder is the number of cups left over.

$$1 \text{ Q} = 4 \text{ C} \quad \begin{array}{r} 4 \overline{)13} \\ -12 \\ \hline 1 \end{array} \quad \begin{array}{l} \text{R:1} \\ \text{3} \text{ Qt} \\ \text{1} \text{ C} \end{array}$$

Tues. Cups sold: 18

1 Gal 0 Qt 2 C

Wed. Cups sold: 33

2 Gal 0 Qt 1 C

Thurs. Cups sold: 17

1 Gal 0 Qt 1 C

Fri. Cups sold: 47

2 Gal 3 Qt 3 C

Sat. Cups sold: 68

4 Gal 1 Qt 0 C

Sun. Cups sold: 75

4 Gal 2 Qt 3 C

Answer Sheet

LEMONADE STAND MATH **3** ANSWERS

You and your friends run a lemonade stand every day during the summer. You are in charge of keeping track of the volume of lemonade sold. Given the number of cups sold each day, use division to express the number of cups sold in gallons, quarts, and cups.

Follow the example below. Refer to the **conversion box** to convert your units correctly. Show and check your work.



Conversion Box

Gal = Gallons
Qt = Quarts
C = Cups

1 Gal = 16 C
1 Qt = 4 C

Mon.
Cups sold: 26

1st: Find the number of gallons using division.

$$1 \text{ G} = 16 \text{ C} \quad \begin{array}{r} 16 \overline{)26} \\ \underline{-16} \\ 10 \end{array} \quad \begin{array}{l} \text{R:10} \\ \text{1} \text{ Gal} \end{array}$$

2nd: Convert the remaining 6 cups into quarts. The remainder is the number of cups left over.

$$1 \text{ Q} = 4 \text{ C} \quad \begin{array}{r} 4 \overline{)10} \\ \underline{-8} \\ 2 \end{array} \quad \begin{array}{l} \text{R:2} \\ \text{2} \text{ Qt} \\ \text{2} \text{ C} \end{array}$$

Tues. Cups sold: 54

3 Gal **1** Qt **2** C

Wed. Cups sold: 31

1 Gal **3** Qt **3** C

Thurs. Cups sold: 61

3 Gal **3** Qt **1** C

Fri. Cups sold: 121

7 Gal **2** Qt **1** C

Sat. Cups sold: 90

5 Gal **2** Qt **2** C

Sun. Cups sold: 139

8 Gal **2** Qt **3** C

Answer Sheet

LEMONADE STAND MATH

4 ANSWERS

You and your friends run a lemonade stand every day during the summer. You are in charge of keeping track of the volume of lemonade sold. Given the number of cups sold each day, use division to express the number of cups sold in gallons, quarts, and cups.

Follow the example below. Refer to the **conversion box** to convert your units correctly. Show and check your work.



Conversion Box

Gal = Gallons
Qt = Quarts
C = Cups

1 Gal = 16 C
1 Qt = 4 C

Mon.
Cups sold: 20

1st: Find the number of gallons using division.

$$1 \text{ G} = 16 \text{ C} \quad \begin{array}{r} 16 \overline{)23} \quad \text{R:4} \\ -16 \\ \hline 7 \end{array} \quad \begin{array}{l} \text{1} \text{ Gal} \\ \text{6} \text{ C} \end{array}$$

2nd: Convert the remaining 6 cups into quarts. The remainder is the number of cups left over.

$$1 \text{ Q} = 4 \text{ C} \quad \begin{array}{r} 4 \overline{)6} \quad \text{R:0} \\ -4 \\ \hline 2 \end{array} \quad \begin{array}{l} \text{1} \text{ Qt} \\ \text{2} \text{ C} \end{array}$$

Tues. Cups sold: 62

3 Gal **3** Qt **2** C

Wed. Cups sold: 49

3 Gal **0** Qt **1** C

Thurs. Cups sold: 37

2 Gal **1** Qt **1** C

Fri. Cups sold: 77

4 Gal **3** Qt **1** C

Sat. Cups sold: 101

6 Gal **1** Qt **1** C

Sun. Cups sold: 129

8 Gal **0** Qt **1** C