





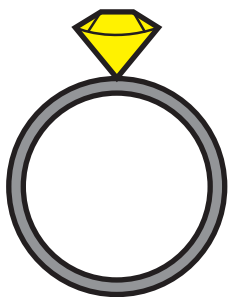
# All Sorts OF WORDS



## Double Meanings



light



# Table of Contents

## All Sorts of Words

Noun-Verb Match-Up \*  
Double Meanings (Part One) \*  
Double Meanings (Part Two) \*  
Double Meanings (Part Three) \*  
Double Meanings (Part Four) \*  
Action Opposites \*  
Verb Charades!  
Antonyms are Opposites  
Opposites Match-Up! \*  
Time for a Rhyme! (Part One) \*  
Time for a Rhyme! (Part Two) \*  
Time for a Rhyme! (Part Three) \*  
Cut-and-Paste Rhymes \*  
Rhyming Houses \*  
Certificate of Completion  
Answer Sheets





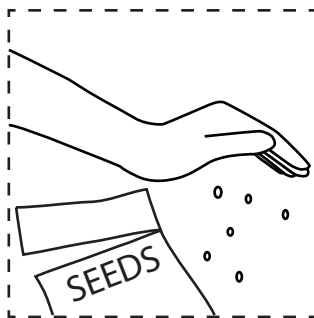

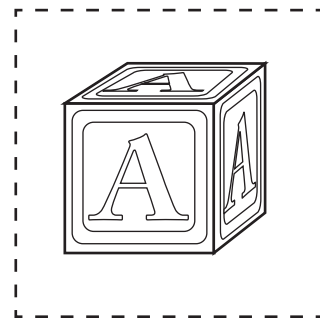



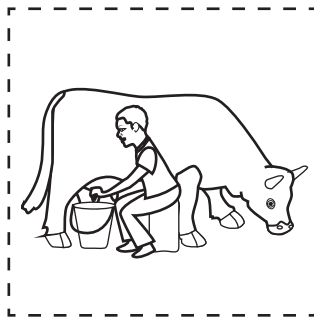
*\* Includes Answer Sheet*

Name: \_\_\_\_\_ Date: \_\_\_\_\_



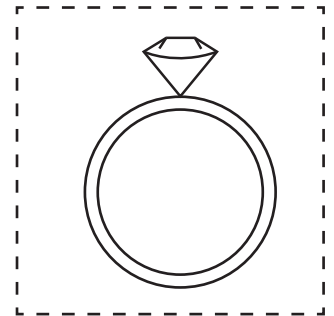


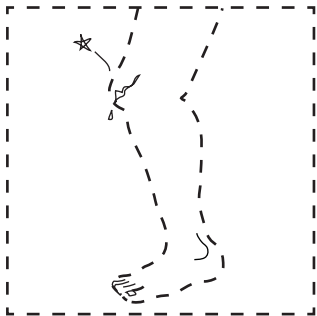
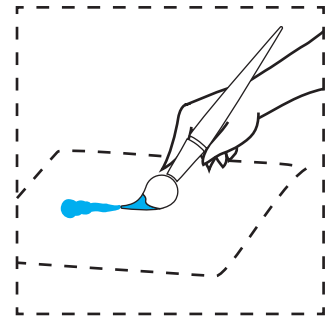
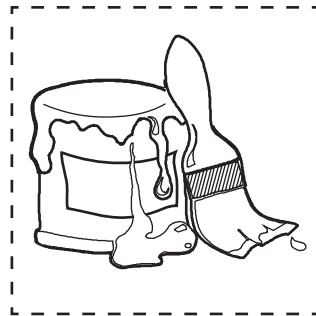

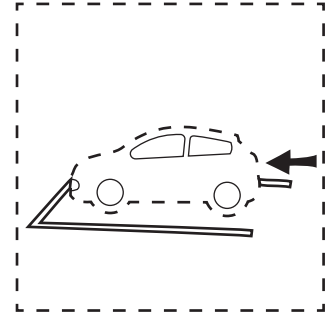
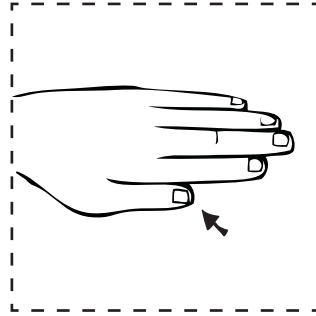
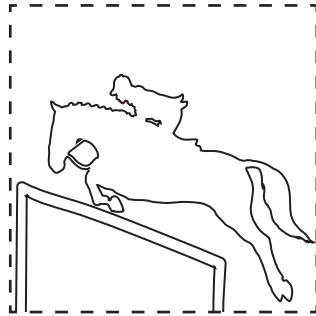

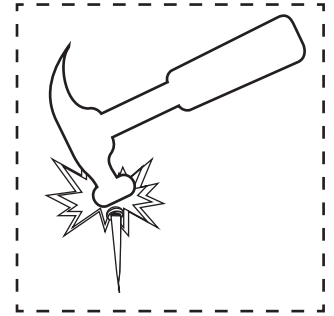
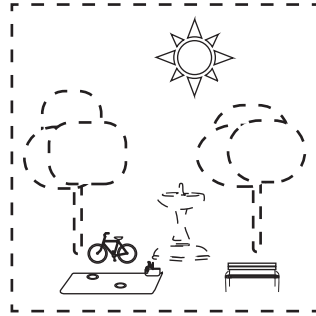
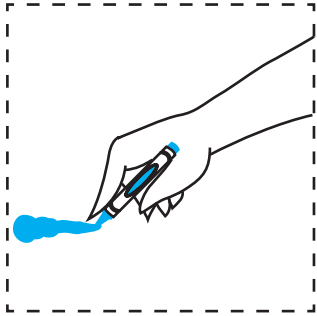
# Noun-Verb Match-Up

Nouns and verbs are different kinds of words. Nouns are words that name people, places, and things. Verbs are words that show action. Sometimes a word can be both a noun and a verb!




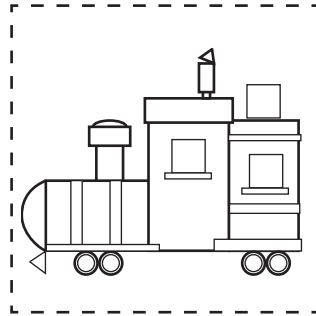


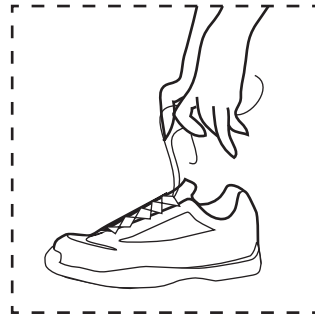




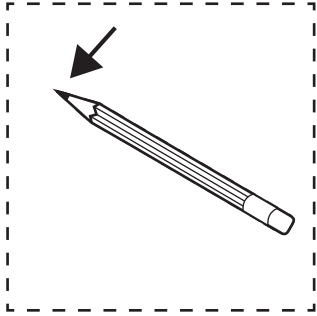
**DIRECTIONS:** Cut out the picture cards on the next three pages. Then match them up so that each pair shows a noun and a verb.



# Noun-Verb Match-Up



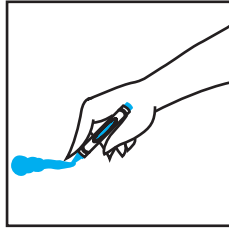

# Noun-Verb Match-Up



Name: \_\_\_\_\_ Date: \_\_\_\_\_

# Double Meanings



DIRECTIONS: Use the word bank below to match the correct vocabulary word with the pictures. Write each word next to the correct noun-verb picture set.



\_\_\_\_\_

-----



\_\_\_\_\_



\_\_\_\_\_

-----


\_\_\_\_\_



\_\_\_\_\_

-----

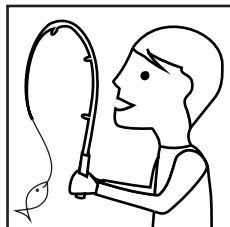

\_\_\_\_\_



\_\_\_\_\_

-----



\_\_\_\_\_



\_\_\_\_\_

-----

\_\_\_\_\_



\_\_\_\_\_

-----

\_\_\_\_\_

block

color

cut

duck



fall

fish

Name: \_\_\_\_\_ Date: \_\_\_\_\_

# Double Meanings 2

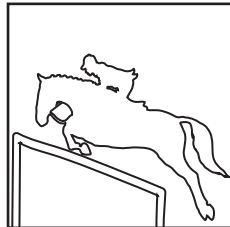

DIRECTIONS: Use the word bank below to match the correct vocabulary word with the pictures. Write each word next to the correct noun-verb picture set.



\_\_\_\_\_

-----



\_\_\_\_\_



\_\_\_\_\_

-----



\_\_\_\_\_



\_\_\_\_\_

-----


\_\_\_\_\_



\_\_\_\_\_

-----



\_\_\_\_\_



\_\_\_\_\_

-----

\_\_\_\_\_



\_\_\_\_\_

-----



\_\_\_\_\_

fly      garden      jump      light      milk      march

Name: \_\_\_\_\_ Date: \_\_\_\_\_

# Double Meanings 3


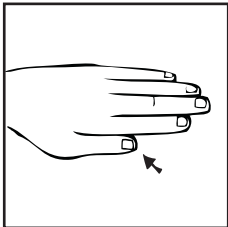
DIRECTIONS: Use the word bank below to match the correct vocabulary word with the pictures. Write each word next to the correct noun-verb picture set.



\_\_\_\_\_

-----

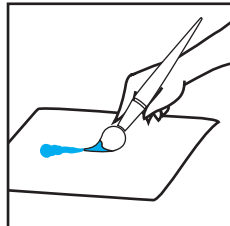
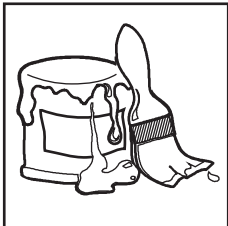
\_\_\_\_\_



\_\_\_\_\_

-----

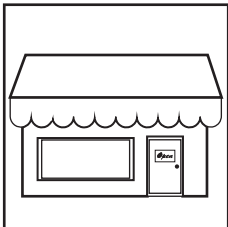
\_\_\_\_\_



\_\_\_\_\_

-----

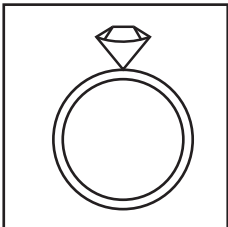
\_\_\_\_\_



\_\_\_\_\_

-----

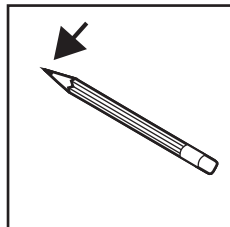
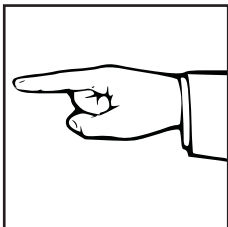
\_\_\_\_\_



\_\_\_\_\_

-----

\_\_\_\_\_



\_\_\_\_\_

-----



\_\_\_\_\_

nail      paint      park      point      ring      shop

Name: \_\_\_\_\_ Date: \_\_\_\_\_

# Double Meanings 4



DIRECTIONS: Use the word bank below to match the correct vocabulary word with the pictures. Write each word next to the correct noun-verb picture set.



\_\_\_\_\_

-----


\_\_\_\_\_



\_\_\_\_\_

-----


\_\_\_\_\_



\_\_\_\_\_

-----


\_\_\_\_\_



\_\_\_\_\_

-----



\_\_\_\_\_



\_\_\_\_\_

-----

\_\_\_\_\_



\_\_\_\_\_

-----

\_\_\_\_\_

sign

tie

toast

train

watch


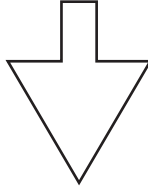




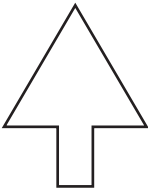









wave

Name: \_\_\_\_\_ Date: \_\_\_\_\_

# Action Opposites

Verbs are words that show action. Antonyms are words that are opposites.

DIRECTIONS: Cut out the picture cards. Then match them up so that each pair shows an action and its opposite action.

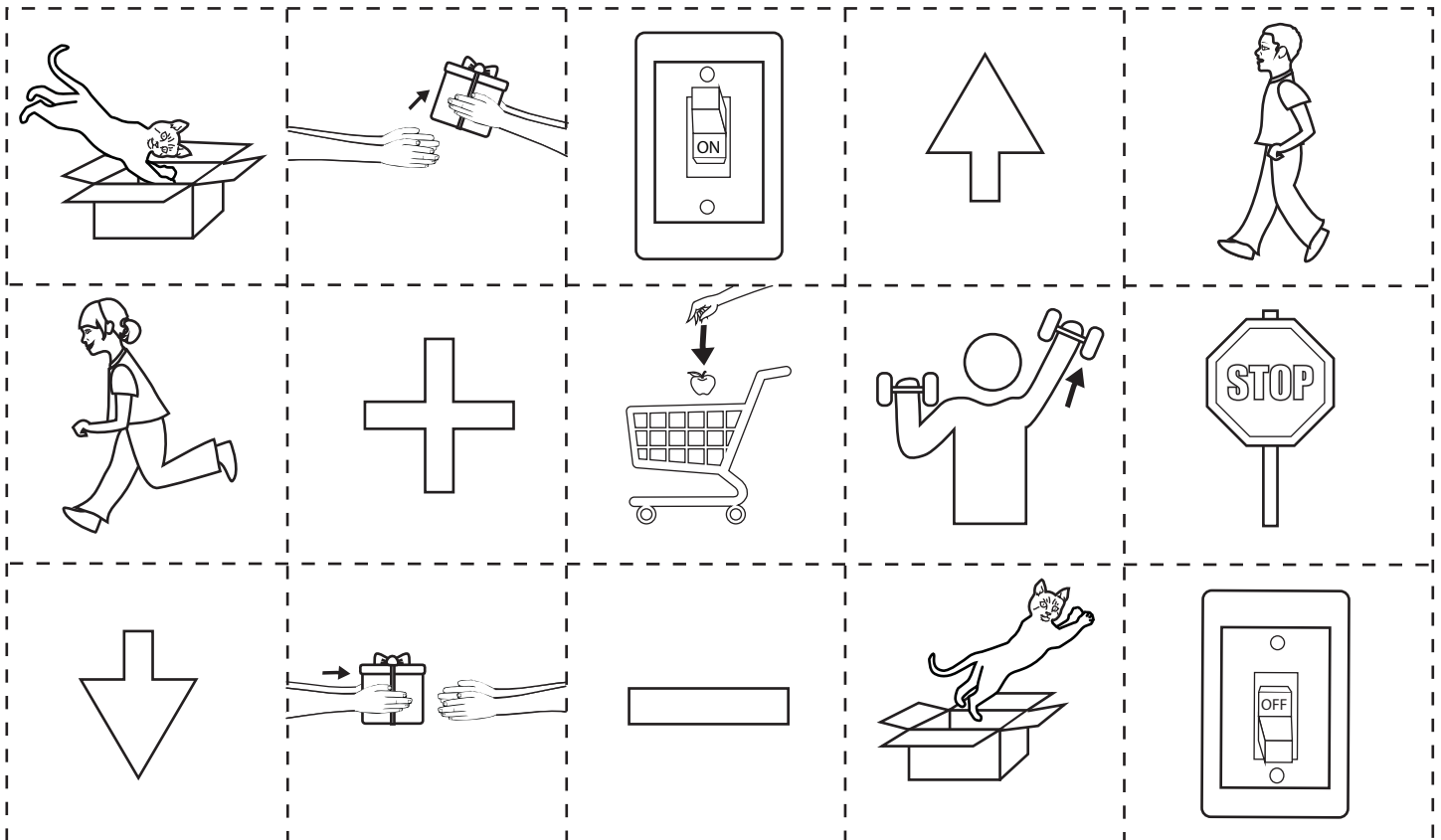
			
			
			
			

Name: \_\_\_\_\_ Date: \_\_\_\_\_

# Verb Charades!

## DIRECTIONS:

1. Cut out the verb picture cards below.
2. Shuffle the cards so that they're all mixed up.
3. Place them face down in a pile.
4. Take turns picking a card from the top of the pile.
5. You must act out the verb or action that you see on the card.
6. Your partner must guess the word you're acting out.
7. If they get it right, they get to keep the picture card and take a turn.
8. If your partner can't guess the action word, you get to keep the card and go again.
9. The player with the most verb cards at the end of the game is the winner!








Name: \_\_\_\_\_

Date: \_\_\_\_\_

# Antonyms Are Opposites



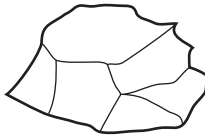







DIRECTIONS: Look at each picture below. Then draw the opposite in the empty box.



Name: \_\_\_\_\_ Date: \_\_\_\_\_

# Opposite Match-Up

DIRECTIONS: All of the words below are antonym pairs. Practice reading your vocabulary words first. Then, cut each word card out and find its match. Glue the matching opposites together on the chart on the next page.

 soft	 sour
 hard	 front
 full	 go
 back	 sweet
 back	 empty

# Opposite Match-Up

--	--

--	--

--	--



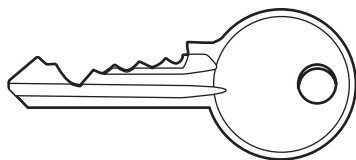

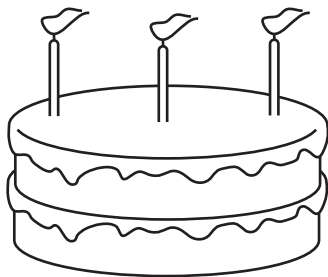
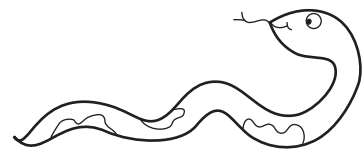
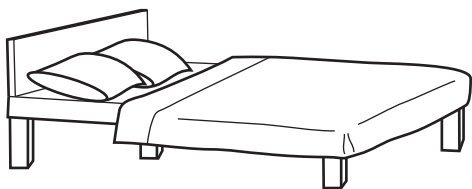
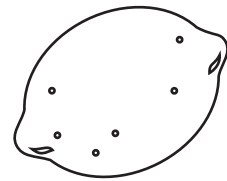

--	--

--	--

Name: \_\_\_\_\_ Date: \_\_\_\_\_

# Time for a Rhyme





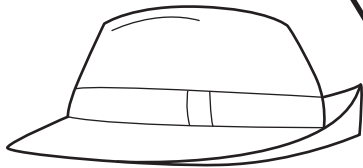

DIRECTIONS: Look at the pictures below. Can you find two that rhyme? Draw a line to connect each rhyming pair. The first one has been done for you.



Name: \_\_\_\_\_ Date: \_\_\_\_\_

# Time for a Rhyme






DIRECTIONS: Look at the pictures below. Can you find two that rhyme? Draw a line to connect each rhyming pair. The first one has been done for you.



Name: \_\_\_\_\_ Date: \_\_\_\_\_

# Time for a Rhyme

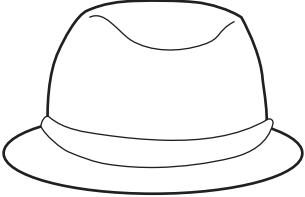
DIRECTIONS: Look at the pictures below. Can you find two that rhyme? Draw a line to connect each rhyming pair. The first one has been done for you.





Name: \_\_\_\_\_ Date: \_\_\_\_\_

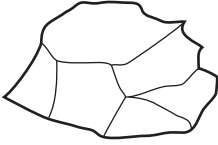
# Cut-and-Paste Rhymes

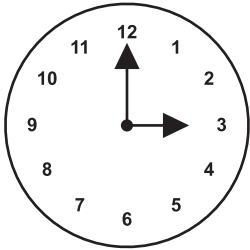



DIRECTIONS: Cut out each picture at the bottom of the page and paste it beside its rhyming word below.

	
<b>hat</b>	

	
<b>star</b>	

	
<b>bee</b>	


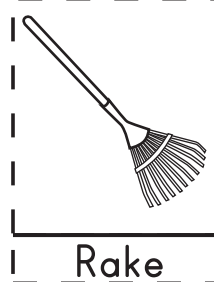


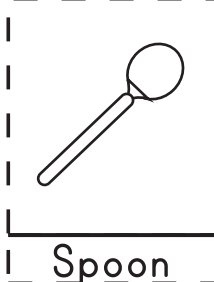

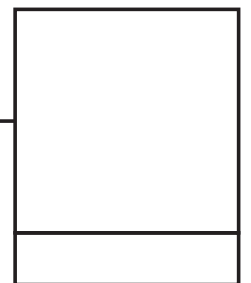



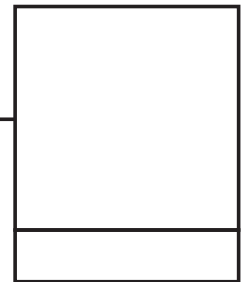


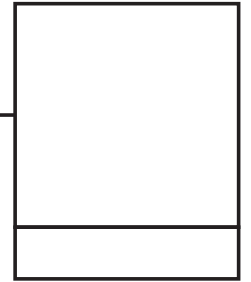


	
<b>rock</b>	

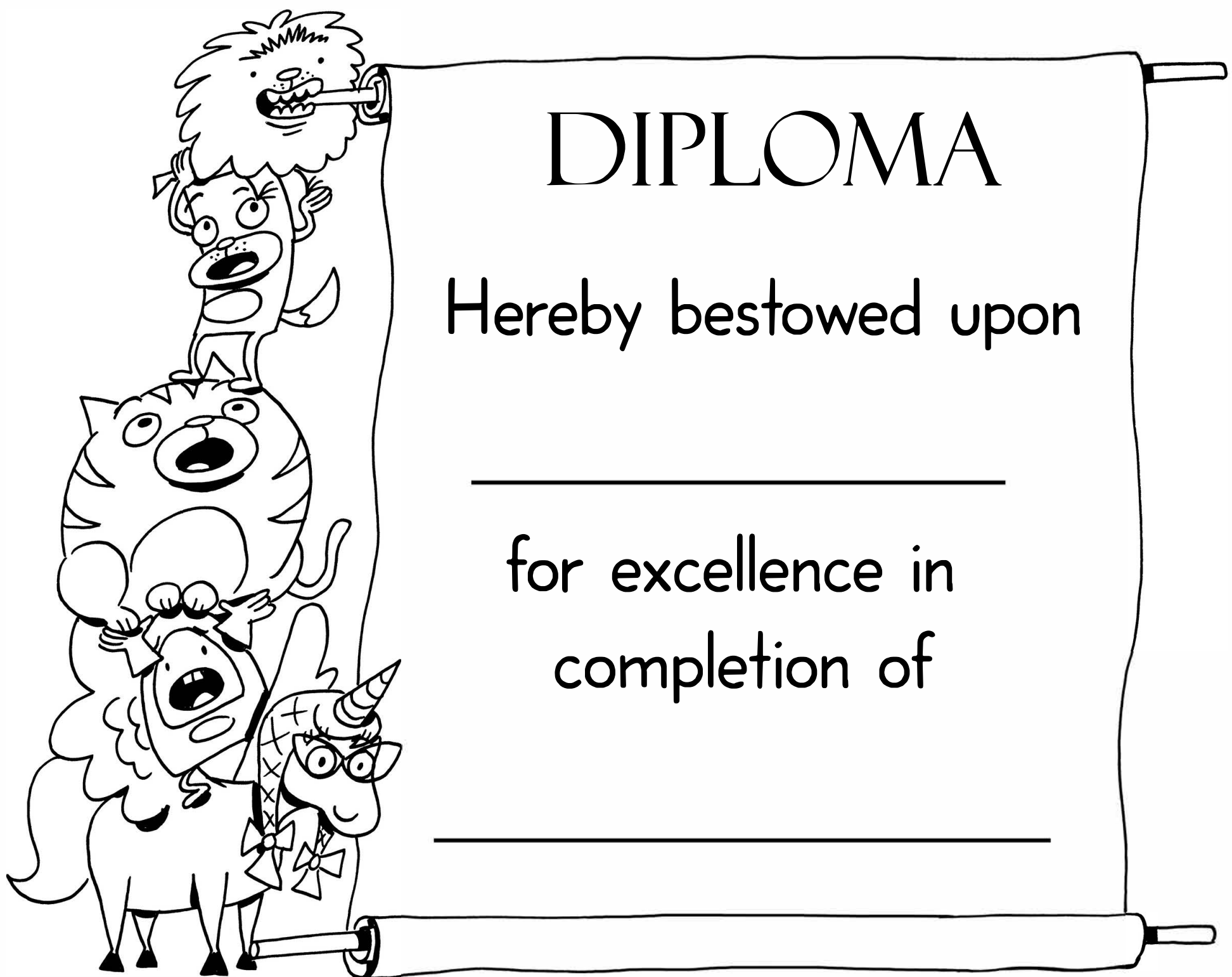
			
<b>clock</b>	<b>tree</b>	<b>car</b>	<b>bat</b>

Name: \_\_\_\_\_ Date: \_\_\_\_\_

# Rhyming Houses

DIRECTIONS: Cut out each picture at the bottom of the page and glue it next to the matching rhyming house.





# DIPLOMA

Hereby bestowed upon

\_\_\_\_\_

for excellence in  
completion of

\_\_\_\_\_

# Answer Sheets

## All Sorts of Words

Noun-Verb Match-Up  
Double Meanings (Part One)  
Double Meanings (Part Two)  
Double Meanings (Part Three)  
Double Meanings (Part Four)  
Action Opposites  
Opposites Match-Up!  
Time for a Rhyme! (Part One)  
Time for a Rhyme! (Part Two)  
Time for a Rhyme! (Part Three)  
Cut-and-Paste Rhymes  
Rhyming Houses

# Answer Sheet

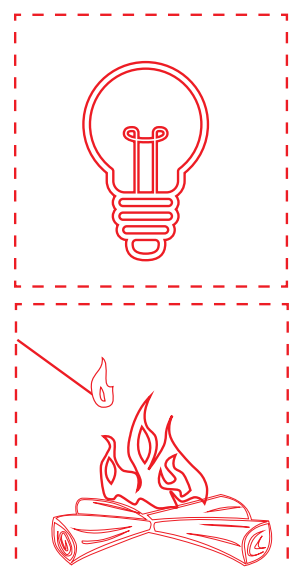

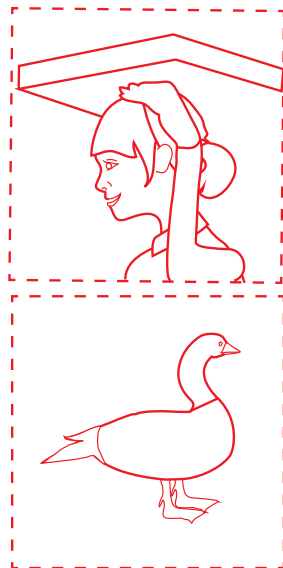

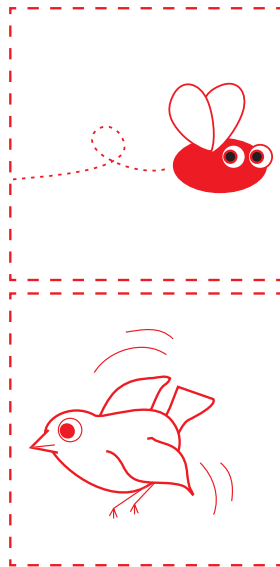
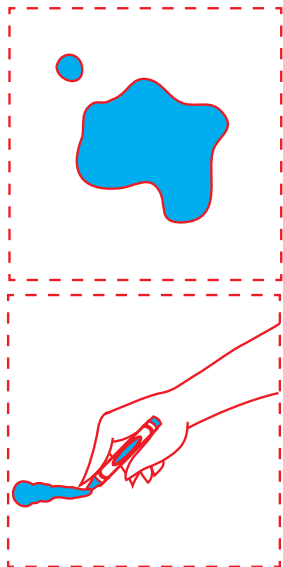
Name: \_\_\_\_\_ Date: \_\_\_\_\_

## Noun-Verb Match-Up

**ANSWERS**

Nouns and verbs are different kinds of words. Nouns are words that name people, places, and things. Verbs are words that show action. Sometimes a word can be both a noun and a verb!



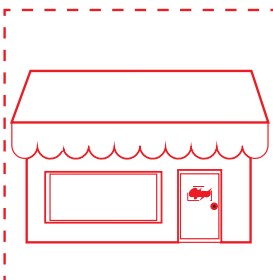

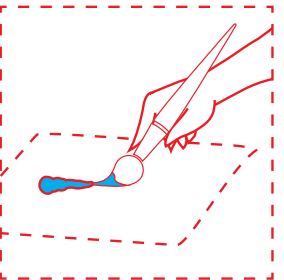
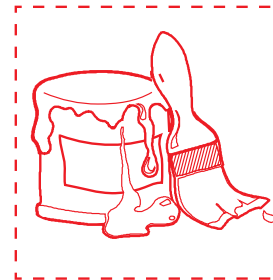




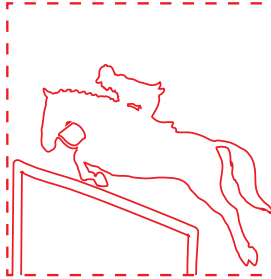

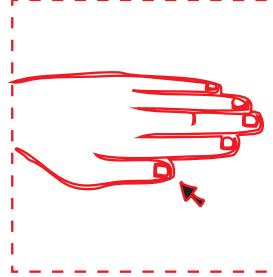

**DIRECTIONS:** Cut out the picture cards on the next three pages. Then match them up so that each pair shows a noun and a verb.



# Answer Sheet

## Noun-Verb Match-Up


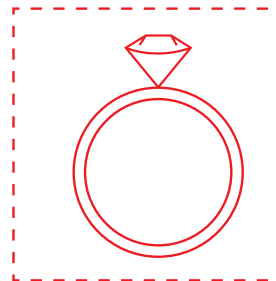
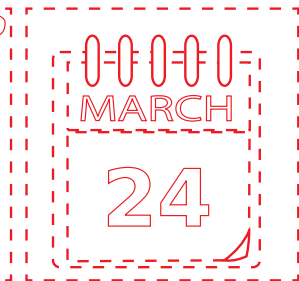








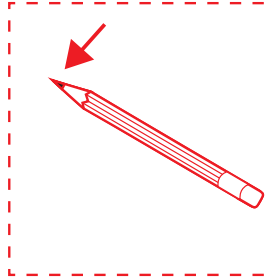
ANSWERS



# Answer Sheet

## Noun-Verb Match-Up

ANSWERS



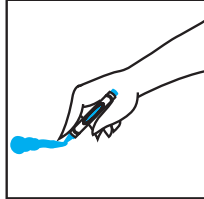
# Answer Sheet

Name: \_\_\_\_\_ Date: \_\_\_\_\_



## Double Meanings

ANSWERS


DIRECTIONS: Use the word bank below to match the correct vocabulary word with the pictures. Write each word next to the correct noun-verb picture set.




color





fall





duck



cut



fish



block

block

color

cut

duck

fall

fish

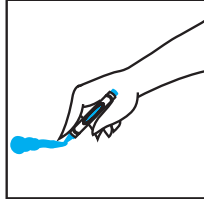
# Answer Sheet

Name: \_\_\_\_\_ Date: \_\_\_\_\_



## Double Meanings

ANSWERS


DIRECTIONS: Use the word bank below to match the correct vocabulary word with the pictures. Write each word next to the correct noun-verb picture set.




color





fall





duck



cut



fish



block

block

color

cut

duck

fall

fish



# Answer Sheet

Name: \_\_\_\_\_ Date: \_\_\_\_\_

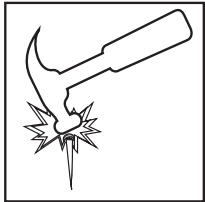
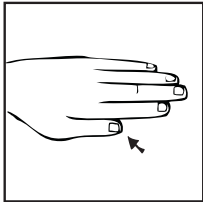
## Double Meanings 3

ANSWERS

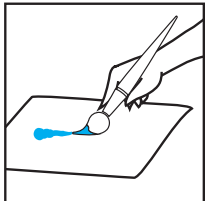
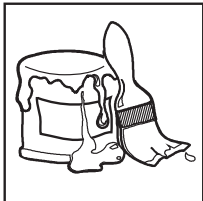
DIRECTIONS: Use the word bank below to match the correct vocabulary word with the pictures. Write each word next to the correct noun-verb picture set.



park



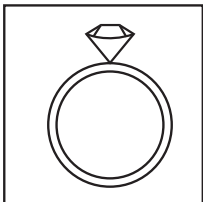
nail




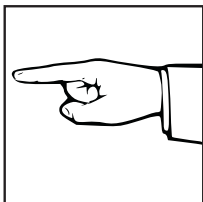
paint



shop



ring



point

nail

paint

park

point

ring



shop

# Answer Sheet

Name: \_\_\_\_\_ Date: \_\_\_\_\_

## Double Meanings 4 **ANSWERS**

DIRECTIONS: Use the word bank below to match the correct vocabulary word with the pictures. Write each word next to the correct noun-verb picture set.





\_\_\_\_\_

-----

**wave**

\_\_\_\_\_



\_\_\_\_\_

-----

**train**

\_\_\_\_\_




\_\_\_\_\_

-----

**tie**

\_\_\_\_\_




\_\_\_\_\_

-----

**toast**

\_\_\_\_\_




\_\_\_\_\_

-----

**watch**

\_\_\_\_\_



\_\_\_\_\_

-----

**sign**

\_\_\_\_\_

sign

tie

toast

train

watch

wave

# Answer Sheet

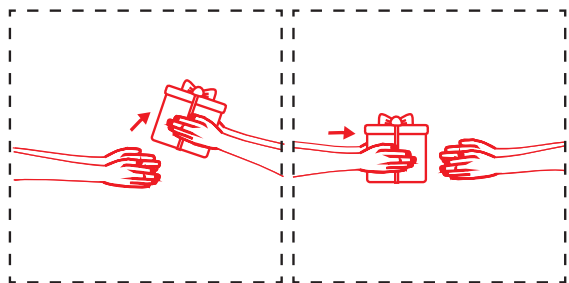


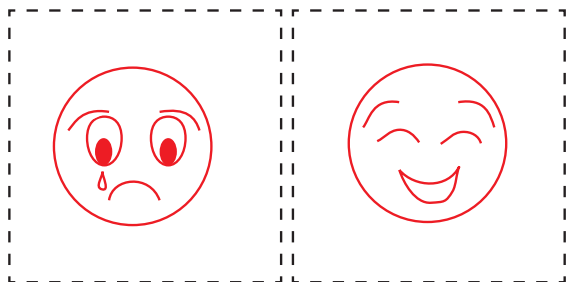
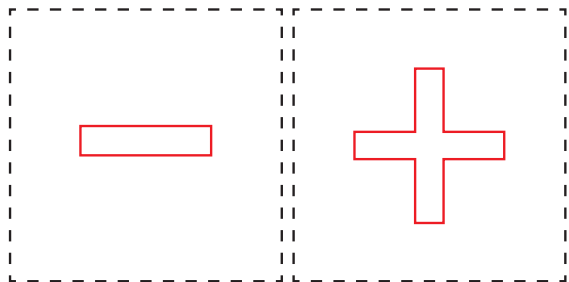

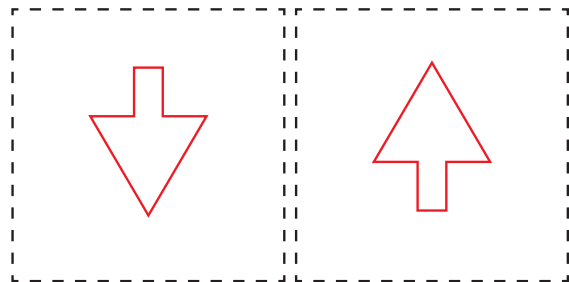
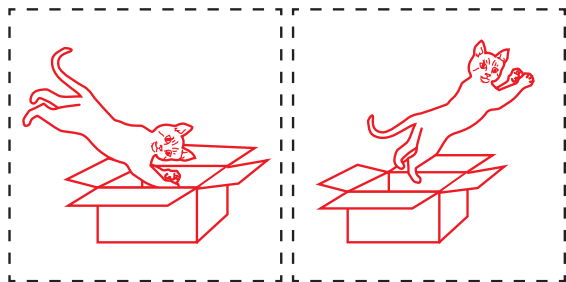
Name: \_\_\_\_\_ Date: \_\_\_\_\_

## Action Opposites

ANSWERS

Verbs are words that show action. Antonyms are words that are opposites.

DIRECTIONS: Cut out the picture cards. Then match them up so that each pair shows an action and its opposite action.



# Answer Sheet

Name: \_\_\_\_\_ Date: \_\_\_\_\_


## Opposite Match-Up

DIRECTIONS: All of the words below are antonym pairs. Practice reading your vocabulary words first. Then, cut each word card out and find its match. Glue the matching opposites together on the chart on the next page.

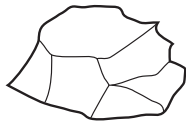
**ANSWERS**



soft



sour




hard



front




full



go



back



sweet



back



empty


# Answer Sheet

## Opposite Match Up

**ANSWERS**



soft



sour




hard



front




full



go



back



sweet



back



empty

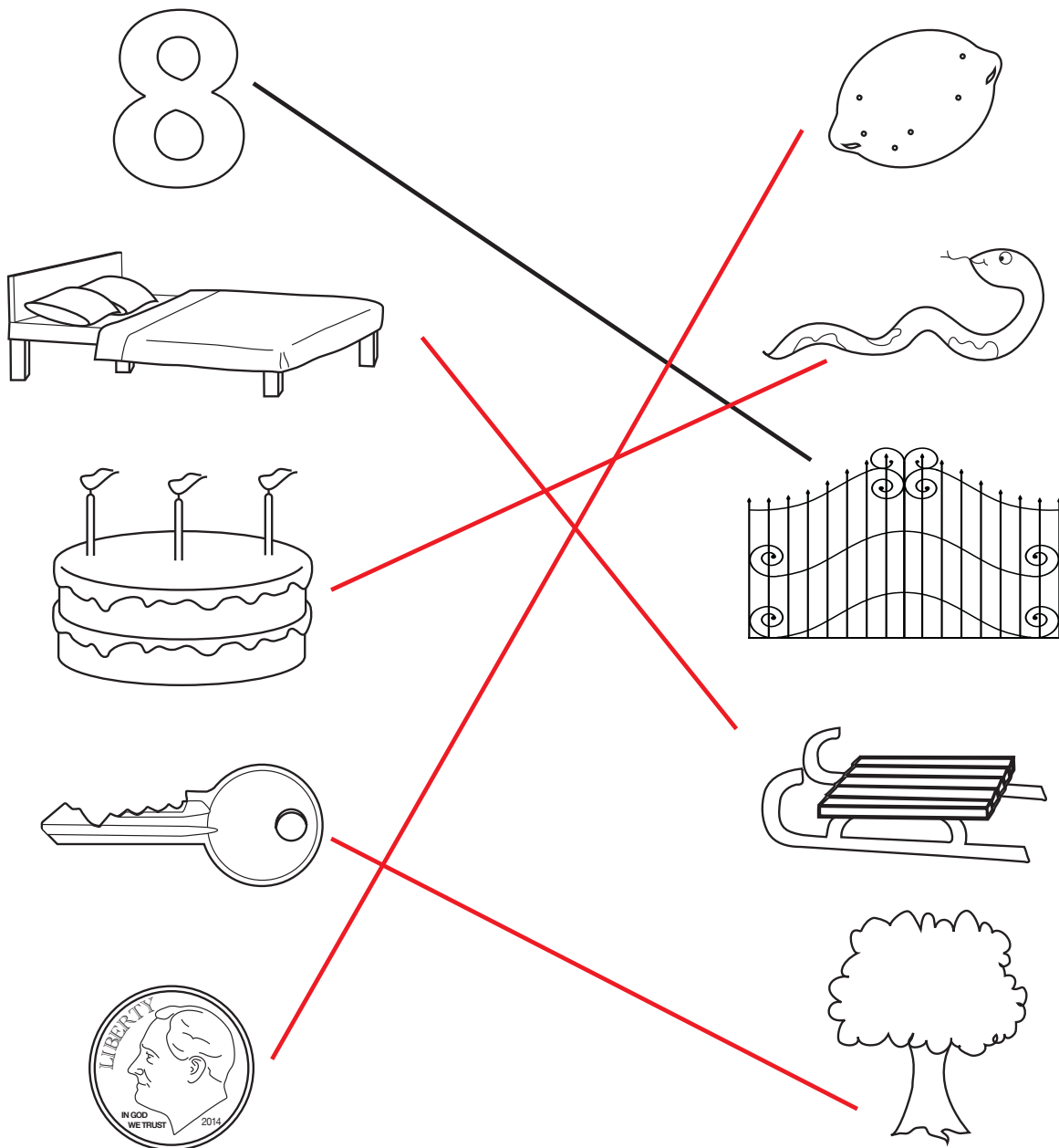
# Answer Sheet

Name: \_\_\_\_\_ Date: \_\_\_\_\_

## Time for a Rhyme

**ANSWERS**

DIRECTIONS: Look at the pictures below. Can you find two that rhyme? Draw a line to connect each rhyming pair. The first one has been done for you.



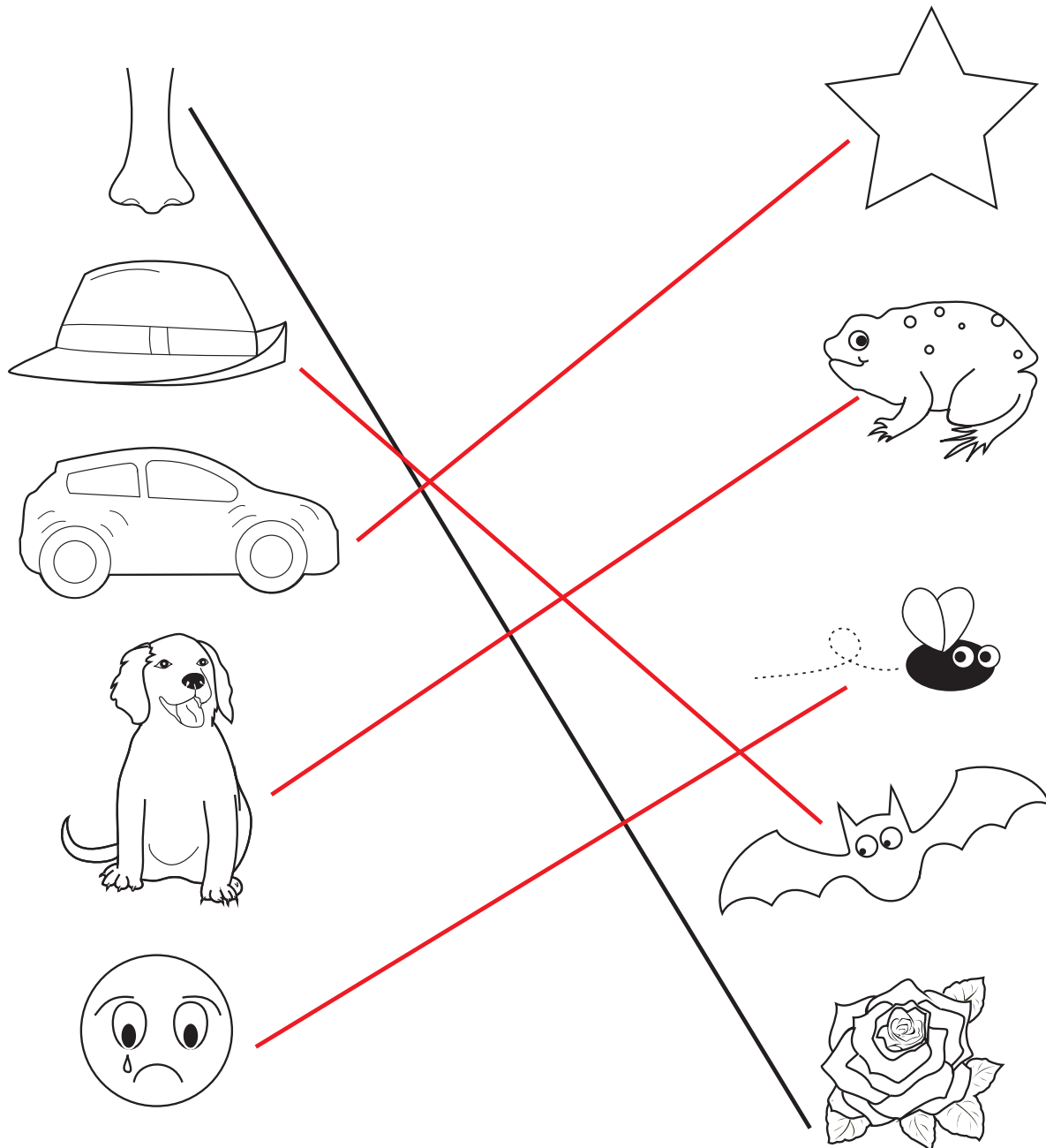
# Answer Sheet

Name: \_\_\_\_\_ Date: \_\_\_\_\_

## Time for a Rhyme

**ANSWERS**

DIRECTIONS: Look at the pictures below. Can you find two that rhyme? Draw a line to connect each rhyming pair. The first one has been done for you.






# Answer Sheet

Name: \_\_\_\_\_ Date: \_\_\_\_\_

## Time for a Rhyme

ANSWERS

DIRECTIONS: Look at the pictures below. Can you find two that rhyme? Draw a line to connect each rhyming pair. The first one has been done for you.


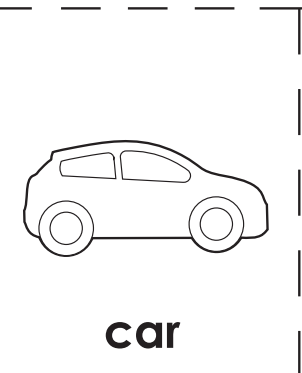



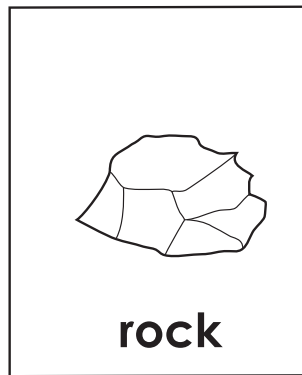






# Answer Sheet

Name: \_\_\_\_\_ Date: \_\_\_\_\_

## Cut-and-Paste Rhymes **ANSWERS**

DIRECTIONS: Cut out each picture at the bottom of the page and paste it beside its rhyming word below.



# Answer Sheet

Name: \_\_\_\_\_ Date: \_\_\_\_\_

## Rhyming Houses

ANSWERS

DIRECTIONS: Cut out each picture at the bottom of the page and glue it next to the matching rhyming house.

