

Stellar

SUBTRACTION

K

Kindergarten

Prepare to take off
and count
how many stars
and planets
there are!





Table of Contents

Stellar Subtraction





How Many Are Left? #1
How Many Are Left? #2
Outer Space Subtraction #1
Practice Your Subtraction, 1-10
How Many Are Left? #3
How Many Are Left? #4
Subtraction Sentences in Space #1
Subtraction Sentences in Space #2
Subtraction Sentences in Space #3
Subtract Numbers #1
Subtraction Sentences in Space #4
Subtract Numbers #2
Outer Space Subtraction #2
Outer Space Subtraction #3
Outer Space Subtraction #4
How Many Are Left? #5
Space Suit
Ten Frame and Number Line


Certificate of Completion

Want more workbooks? Join Education.com Plus to save time and money.
<http://www.education.com/education-plus/>


How Many Are Left?

Subtract the crossed out pictures and write the number in the box.

	$\begin{array}{r} 4 \\ -2 \\ \hline \end{array}$
	$\begin{array}{r} 5 \\ -3 \\ \hline \end{array}$
	$\begin{array}{r} 6 \\ -2 \\ \hline \end{array}$
	$\begin{array}{r} 7 \\ -4 \\ \hline \end{array}$


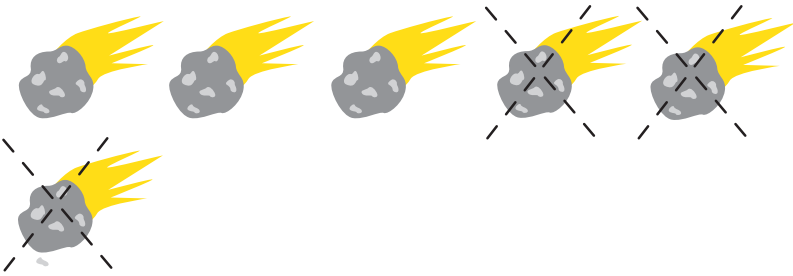

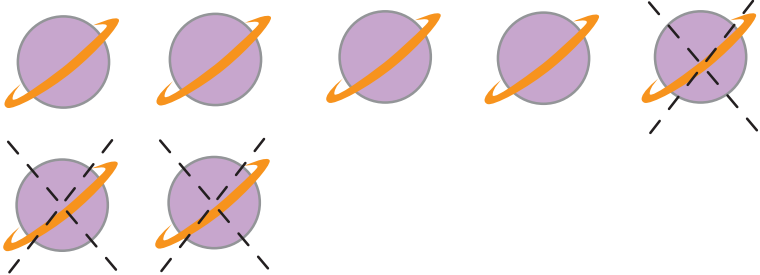



How Many Are Left?



Count how many pictures are in each box.

Trace each **X** to cross out the correct number of pictures. Count how many are left and write the number down.


	$4 - 3 =$
	$6 - 3 =$
	$5 - 3 =$
	$7 - 3 =$
	$9 - 3 =$

Outer Space

Subtraction

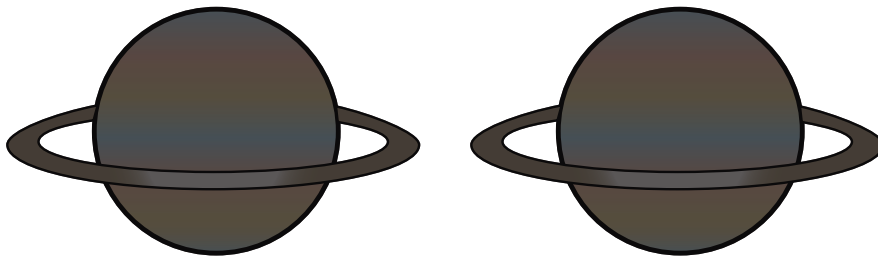
Count how many objects from outer space are in each box. Now take away the darker pictures. How many are left? Write your answer in the box on the right.

1



$$\begin{array}{r} 5 \\ -3 \\ \hline \end{array}$$

2



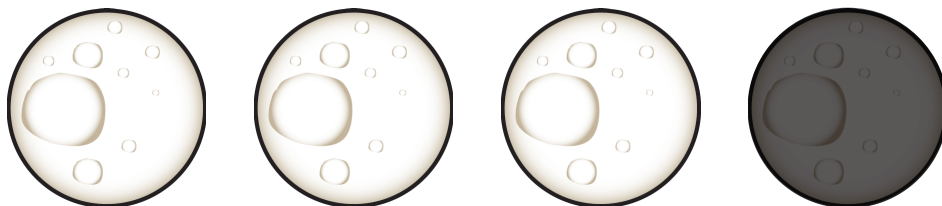
$$\begin{array}{r} 2 \\ -2 \\ \hline \end{array}$$

3



$$\begin{array}{r} 3 \\ -2 \\ \hline \end{array}$$

4



$$\begin{array}{r} 4 \\ -1 \\ \hline \end{array}$$



Practice Your Subtraction, 1-10, #1



Subtract the number in each problem. Write the answer in the space. Then, fill in the missing word in the sentence below.

$10 - 6 = \underline{\quad}$

Ten minus six equals _____

$4 - 3 = \underline{\quad}$

Four minus three equals _____

$3 - 1 = \underline{\quad}$

Three minus one equals _____

$6 - 1 = \underline{\quad}$

Six minus one equals _____

$9 - 2 = \underline{\quad}$

Nine minus two equals _____

$8 - 3 = \underline{\quad}$

Eight minus three equals _____

$2 - 2 = \underline{\quad}$

Two minus two equals _____


$8 - 4 = \underline{\quad}$

Eight minus four equals _____




Now on the back of this paper, write out some more subtraction problems of your own.



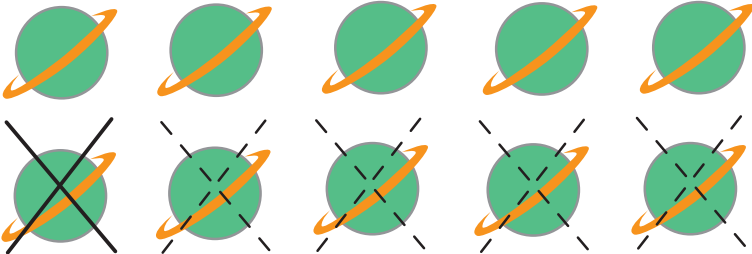


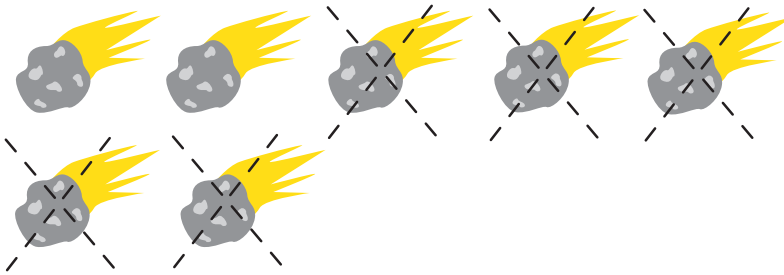



How Many Are Left?




Count how many pictures are in each box.

Trace each **X** to cross out the correct number of pictures. Count how many are left and write the number down.

	$10 - 5 =$
	$8 - 5 =$
	$6 - 5 =$
	$7 - 5 =$
	$5 - 5 =$



How Many Are Left?



Count how many pictures are in each box.


Trace each **X** to cross out the correct number of pictures. Count how many are left and write the number down.

	$20 - 10 =$
	$20 - 15 =$
	$20 - 5 =$
	$20 - 13 =$
	$20 - 11 =$

Subtraction Sentences *in Space!*

Count then cross out pictures to subtract.

Parents, read the questions to your child to help him write these subtraction number sentences.



How many?

-

Take away **4**

=

How many are left?



How many?

-

Take away **2**

=

How many are left?



How many?

-

Take away **7**

=

How many are left?



How many?

-

Take away **3**


=

How many are left?

Subtraction Sentences *in Space!*

Count then cross out pictures to subtract.

Parents, read the questions to your child to help him write these subtraction number sentences.




How many?

-

Take away 5

=

How many are left?



How many?

-

Take away 2

=

How many are left?



How many?

-

Take away 1

=

How many are left?



How many?

-

Take away 6

=

How many are left?

Subtraction Sentences *in Space!*

Count then cross out pictures to subtract.

Parents, read the questions to your child to help him write these subtraction number sentences.




How many?

-

Take away 3

=

How many are left?



How many?

-

Take away 4

=

How many are left?



How many?

-

Take away 7

=

How many are left?




How many?

-


Take away 1

=

How many are left?



Subtract Numbers



Find the stars.

Subtract the numbers in each box and color the star with the correct answer.

$9 - 2 = \underline{\quad}$



$5 - 2 = \underline{\quad}$



$3 - 2 = \underline{\quad}$



$6 - 2 = \underline{\quad}$



$8 - 2 = \underline{\quad}$



$2 - 2 = \underline{\quad}$



$4 - 2 = \underline{\quad}$



$7 - 2 = \underline{\quad}$




$10 - 2 = \underline{\quad}$



Subtraction Sentences *in Space!*

Count then cross out pictures to subtract.

Parents, read the questions to your child to help him write these subtraction number sentences.



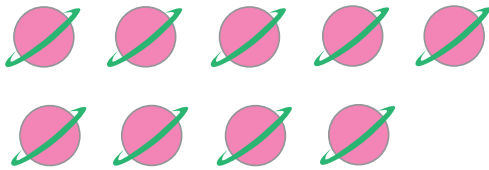
How many?

-

Take away **3**

=

How many
are left?




How many?

-

Take away **4**

=

How many
are left?




How many?

-

Take away **8**

=

How many
are left?



How many?

-


Take away **2**

=

How many
are left?




Subtract Numbers




Find the correct rocket!

Subtract the numbers in each box and color the rocket with the correct answer.


$4 - 1 = \underline{\quad}$




$1 - 1 = \underline{\quad}$




$5 - 1 = \underline{\quad}$




$8 - 1 = \underline{\quad}$




$7 - 6 = \underline{\quad}$




$2 - 1 = \underline{\quad}$




$7 - 1 = \underline{\quad}$

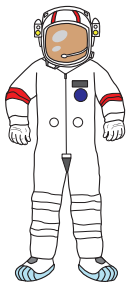


$9 - 1 = \underline{\quad}$



$10 - 1 = \underline{\quad}$




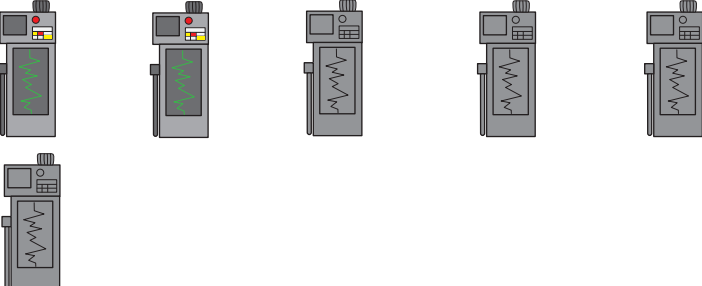



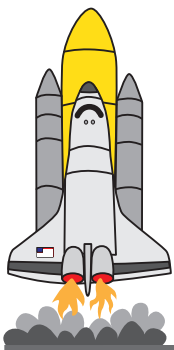


Outer Space

Subtraction

Count how many space items are in each box. Now take away the darker pictures. How many are left? Write your answer in the box on the right.

	$8 - 6 =$
	$8 - 4 =$
	$8 - 1 =$
	$6 - 4 =$
	$6 - 5 =$


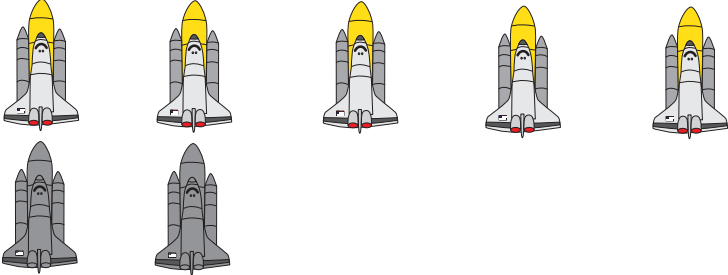





Outer Space



Subtraction

Count how many space items are in each box. Now take away the darker pictures. How many are left? Write your answer in the box on the right.





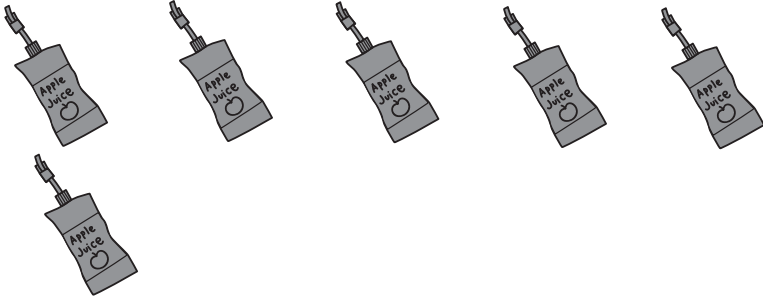
	$10 - 9 =$
	$7 - 2 =$
	$9 - 6 =$
	$4 - 1 =$
	$6 - 3 =$




Outer Space

Subtraction

Count how many space items are in each box. Now take away the darker pictures. How many are left? Write your answer in the box on the right.

	$5 - 2 =$
	$7 - 4 =$
	$3 - 1 =$
	$8 - 5 =$
	$6 - 6 =$

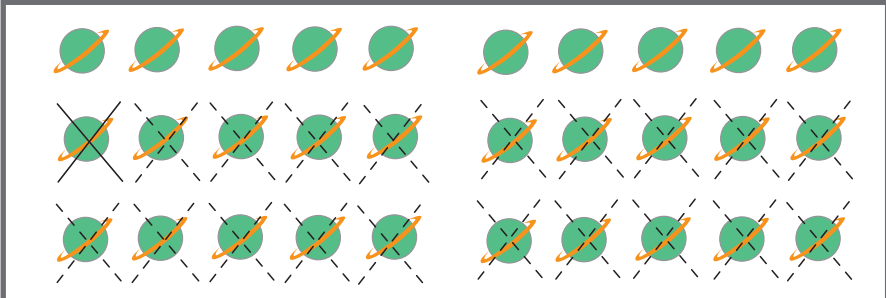
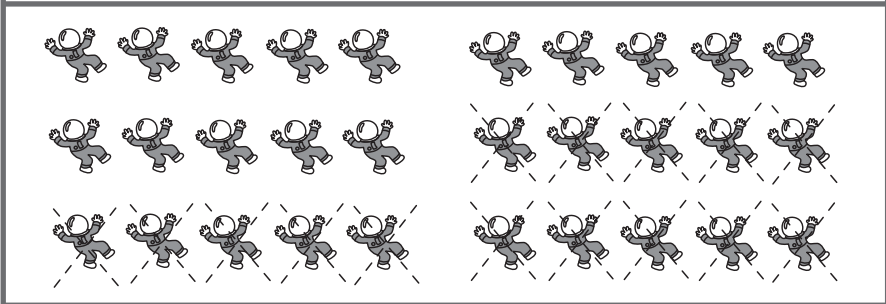





How Many Are Left?

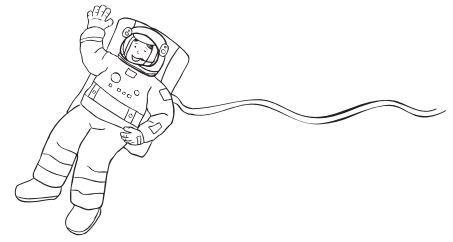


Count how many pictures are in each box.

Trace each **X** to cross out the correct number of pictures. Count how many are left and write the number down.

	$30 - 20 =$
	$30 - 15 =$
	$30 - 5 =$
	$30 - 10 =$
	$30 - 17 =$


SPACE SUIT



Here are some interesting facts about space suits that can be read out loud to your child.

After, he can color a space suit and helmet of his own!

Astronauts have worn all sorts of suits over the years for traveling to, and working and living in, space.

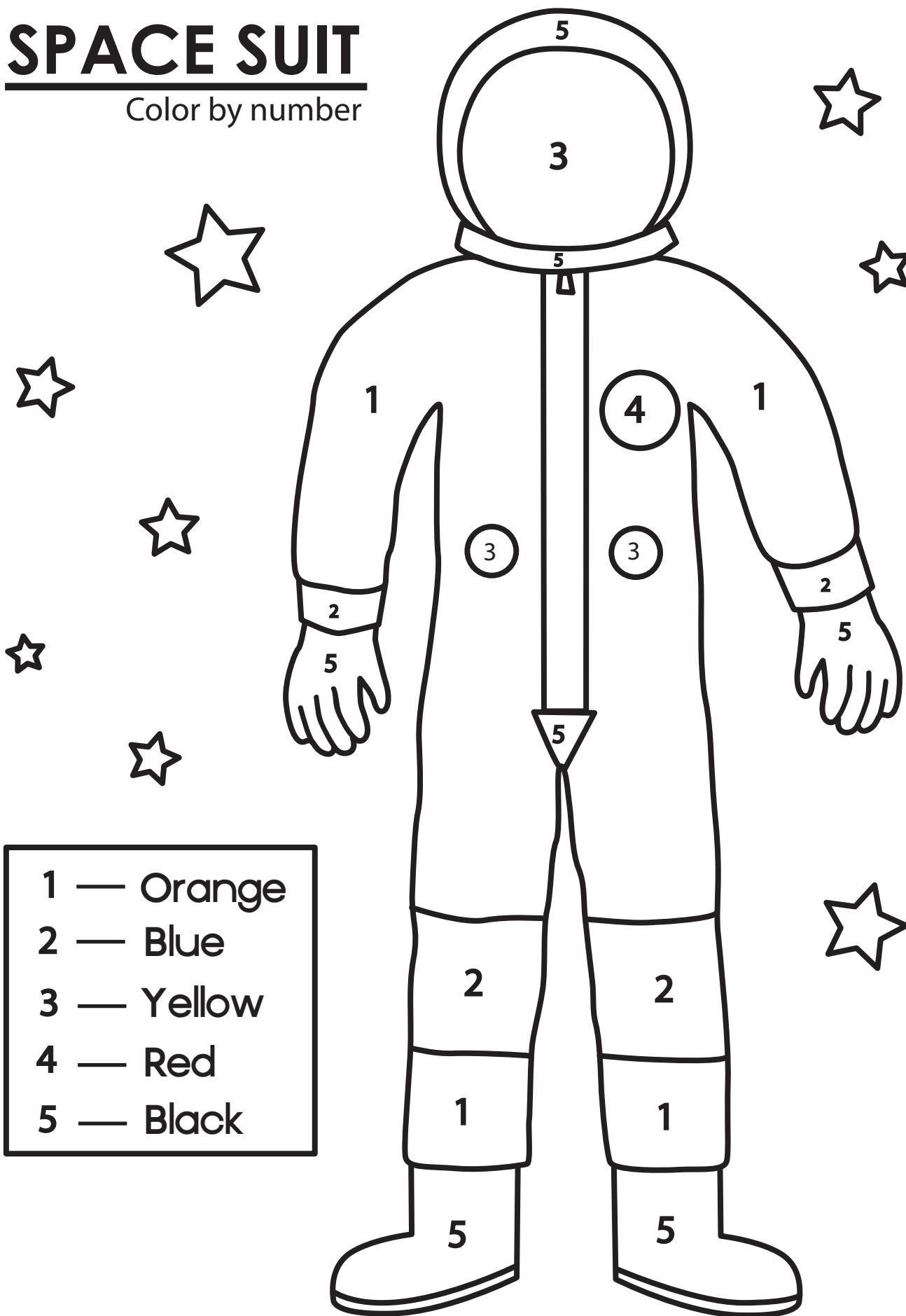


Why do they wear suits?

A space suit lets astronauts work and live in space while being protected from harsh elements. It gives them air to breathe, and protects the astronauts' body from the extreme heat and cold. A suit is like a spaceship built for one. It's a machine made up of lots of parts, with air conditioning, heating, air to breathe and water to drink. There's even a built-in toilet!

SPACE SUIT

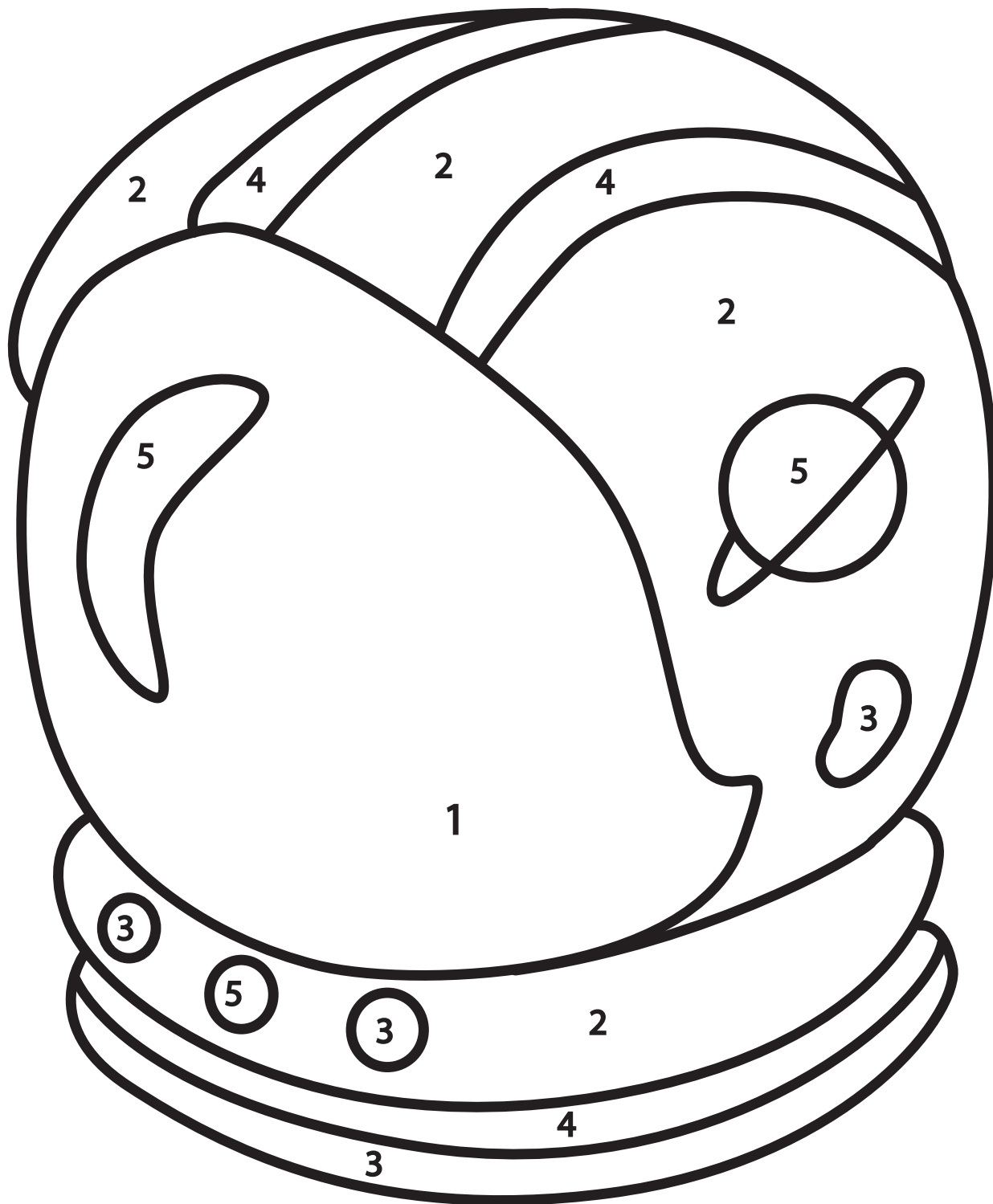
Color by number



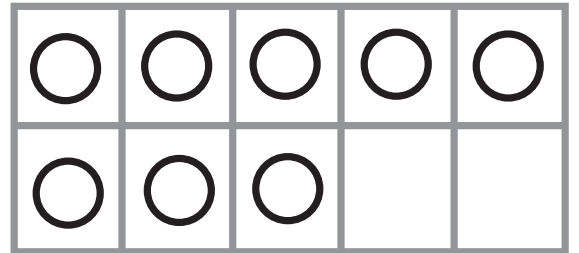
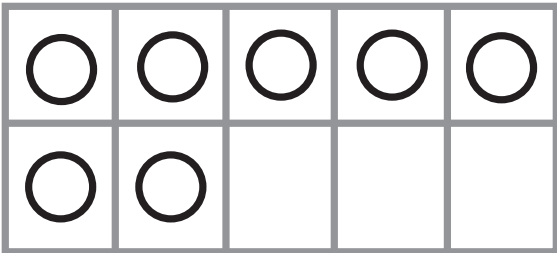
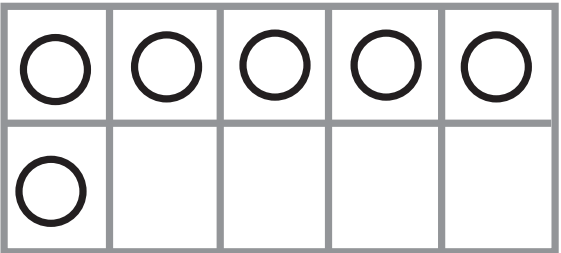
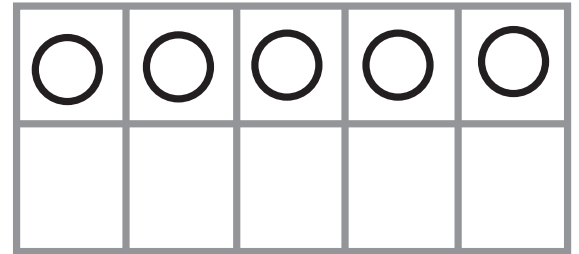
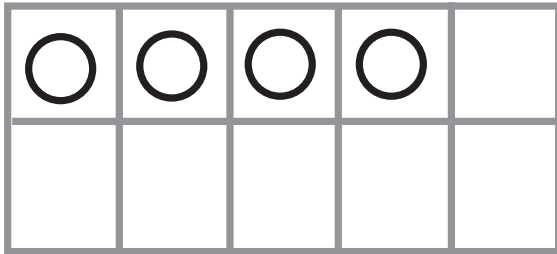
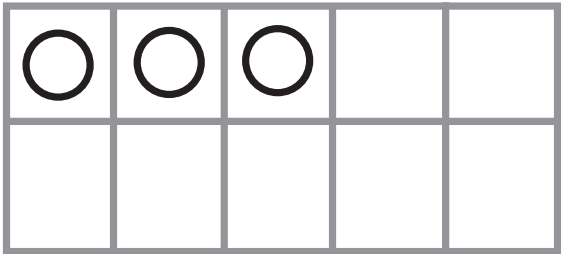



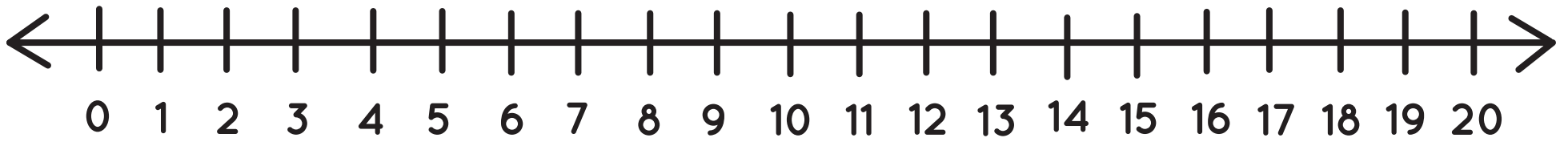


SPACE HELMET



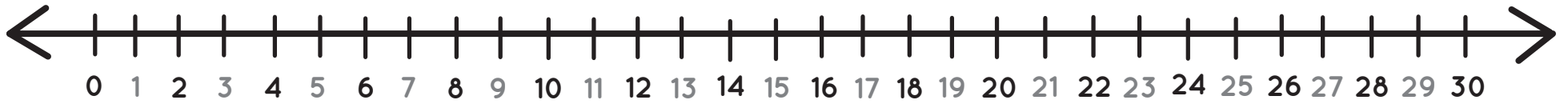
Color by number

1	—	Blue
2	—	Red
3	—	Orange
4	—	Black
5	—	Yellow



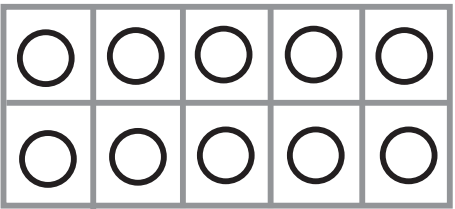

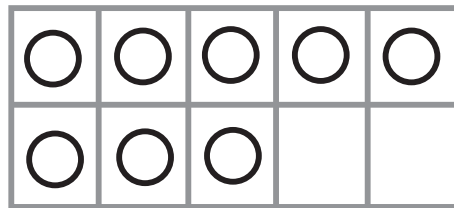
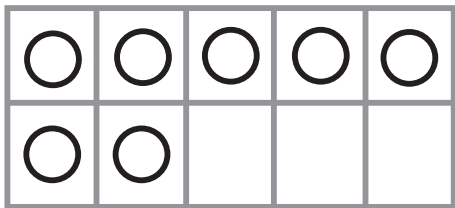
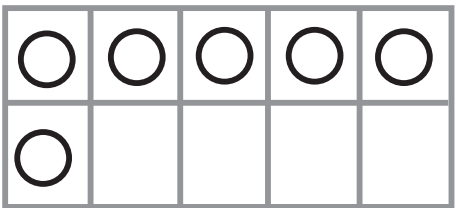
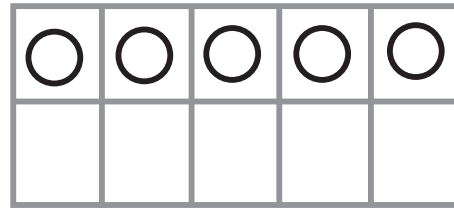
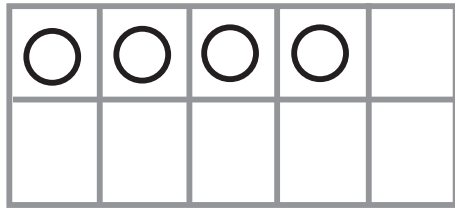
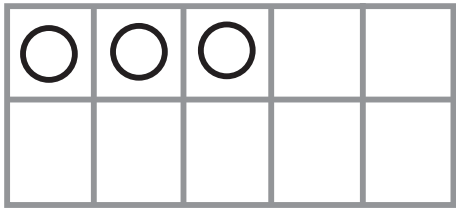




Ten Frame
& Number Line
Visual Aid



Ten, Twenty, Thirty Frames
& Number Line
Visual Aid



Great job!

is an Education.com math superstar

