



# Table of Contents

## Second Grade Place Value

- Add 10 or 1 to Get to 100! \*
- Introduction to Base 10: Drawings \*
- Adding 10s on the Hundreds Chart Part I \*
- Adding With the Hundreds Chart \*
- Addition With Tens Frames \*
- Addition With Tens Sticks \*
- Add the 10s First! Part I \*
- Break It Up! Part I \*
- Break It Up! Part II \*
- Circle Ten and Solve \*
- Counting on the 100s Chart Part I \*
- Counting on the 100s Chart Part II \*
- Add the 10s First! Part II \*
- Subtract the 10s First! Part I \*
- Subtract the 10s First! Part II \*
- Using Base 10 Drawings in Two-Digit Addition Part II \*
- Using Base 10 Drawings in Two-Digit Subtraction Part II \*
- Subtract Ten or One to Get to One! \*
- Subtracting 10 and 1 on the Hundreds Chart \*
- Subtracting 10s on the Hundreds Chart Part I \*
- Subtracting 10s on the Hundreds Chart (Part Two) \*
- Certificate of Completion
- Answer Sheets

*\* Includes Answer Sheet*



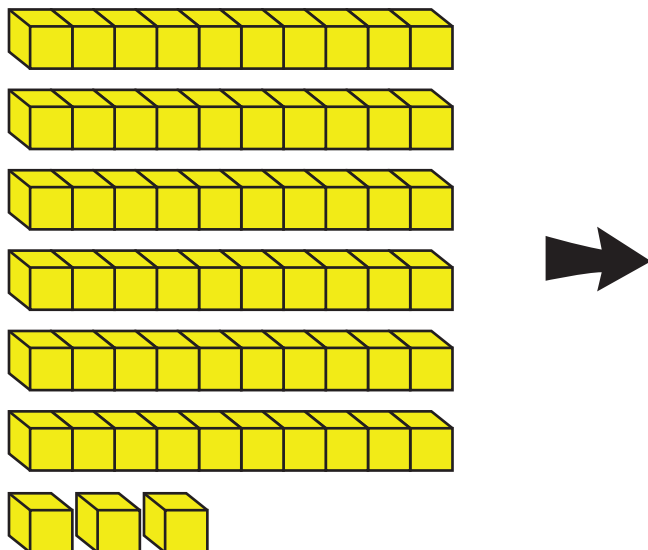
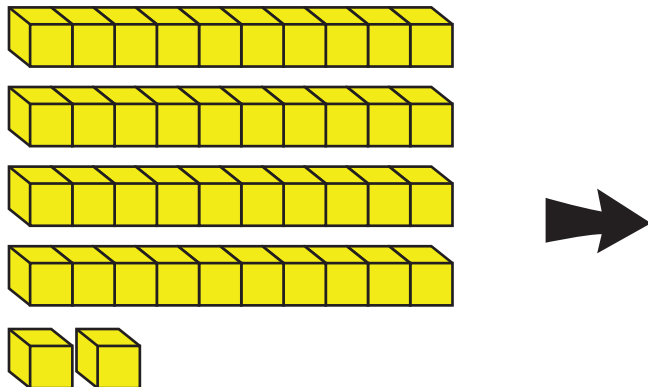
# Using Base 10 Drawings

Draw a simple picture that can represent the same amount of blocks.

*Example:*



**Now you try!**



# More Practice Adding 10s on the 100s Chart

Add 10s by moving straight down the hundreds chart!

Julie made 31 bracelets for the mini-maker faire.

Then she made 20 more.

How many bracelets did Julie make altogether?

$$\underline{31} + \underline{20} = \underline{51}$$

1	2	3	4	5	6	7	8	9	10
11	12	13	14	15	16	17	18	19	20
21	22	23	24	25	26	27	28	29	30
31	32	33	34	35	36	37	38	39	40
41	42	43	44	45	46	47	48	49	50
51	52	53	54	55	56	57	58	59	60
61	62	63	64	65	66	67	68	69	70
71	72	73	74	75	76	77	78	79	80
81	82	83	84	85	86	87	88	89	90
91	92	93	94	95	96	97	98	99	100

+10  
+10

Now you try!

Stephanie bought 56 beads from the bead store.

She bought 30 more beads from the art store.

How many beads did she buy altogether?

$$\underline{\quad} + \underline{\quad} = \underline{\quad}$$

1	2	3	4	5	6	7	8	9	10
11	12	13	14	15	16	17	18	19	20
21	22	23	24	25	26	27	28	29	30
31	32	33	34	35	36	37	38	39	40
41	42	43	44	45	46	47	48	49	50
51	52	53	54	55	56	57	58	59	60
61	62	63	64	65	66	67	68	69	70
71	72	73	74	75	76	77	78	79	80
81	82	83	84	85	86	87	88	89	90
91	92	93	94	95	96	97	98	99	100

# Adding With the Hundreds Chart

Count up on the hundreds chart to find the answers to each addition problem.

Remember to pay close attention to how many tens you have. Rewrite the problem to show how many tens you have at the end and how many ones were left over.

*Example:*

$$23 + 8 = \underline{\quad 31 \quad}$$

$$\begin{array}{r} \text{Look! We ended} \\ \text{up with 3 tens.} \end{array} \quad \begin{array}{r} \text{We ended up} \\ \text{with 1 left over!} \end{array}$$

$$\underline{30} + \underline{1} = \underline{31}$$

1	2	3	4	5	6	7	8	9	10
11	12	13	14	15	16	17	18	19	20
21	22	23	24	25	26	27	28	29	30
31	32	33	34	35	36	37	38	39	40
41	42	43	44	45	46	47	48	49	50
51	52	53	54	55	56	57	58	59	60
61	62	63	64	65	66	67	68	69	70
71	72	73	74	75	76	77	78	79	80
81	82	83	84	85	86	87	88	89	90
91	92	93	94	95	96	97	98	99	100

Now you try!

$$44 + 9 = \underline{\quad \quad}$$

$$\underline{\quad \quad} + \underline{\quad \quad} = \underline{\quad \quad}$$

1	2	3	4	5	6	7	8	9	10
11	12	13	14	15	16	17	18	19	20
21	22	23	24	25	26	27	28	29	30
31	32	33	34	35	36	37	38	39	40
41	42	43	44	45	46	47	48	49	50
51	52	53	54	55	56	57	58	59	60
61	62	63	64	65	66	67	68	69	70
71	72	73	74	75	76	77	78	79	80
81	82	83	84	85	86	87	88	89	90
91	92	93	94	95	96	97	98	99	100

$$65 + 7 = \underline{\quad \quad}$$

$$\underline{\quad \quad} + \underline{\quad \quad} = \underline{\quad \quad}$$


1	2	3	4	5	6	7	8	9	10
11	12	13	14	15	16	17	18	19	20
21	22	23	24	25	26	27	28	29	30
31	32	33	34	35	36	37	38	39	40
41	42	43	44	45	46	47	48	49	50
51	52	53	54	55	56	57	58	59	60
61	62	63	64	65	66	67	68	69	70
71	72	73	74	75	76	77	78	79	80
81	82	83	84	85	86	87	88	89	90
91	92	93	94	95	96	97	98	99	100

# Addition with Modified Tens Frames

Use the frames to add the numbers and identify how many you have in the tens and ones place. Then change your number sentence to show the tens plus the ones.

*Example:*

Paige had 5 flowers. Aminata gave her 8 more. How many did she have in all?



$$5 + 8 = \underline{13}$$

There is 1 ten and 3 ones.

$$\underline{10} + \underline{3} = \underline{13}$$




**Now you try!**

Brennan had 4 apples. Alex gave her 13 more. How many apples did she have in all?

$$4 + 13 = \underline{\quad}$$

There is        ten and        ones.

$$\underline{\quad} + \underline{\quad} = \underline{\quad}$$




# Addition With Modified Tens Sticks

Use the tens sticks to add the numbers and identify how many you have in the tens and ones place. Then change your number sentence to show the tens plus the ones.

*Example:*

Paige had 5 flowers. Aminata gave her 8 more. How many did she have in all?



$$5 + 8 = \underline{13}$$

There is 1 ten and 3 ones.

$$\underline{10} + \underline{3} = \underline{13}$$



**Now you try!**

Brennan had 4 apples. Alex gave her 13 more. How many apples did she have in all?

$$4 + 13 = \underline{\quad}$$

There is        ten and        ones.

$$\underline{\quad} + \underline{\quad} = \underline{\quad}$$



# Add the 10s First!

Add these two-digit numbers together by adding the 10s first!  
After you add the 10s you can add the 1s to find your final answer.

Example:

$$47 + 35 = \underline{\quad 82 \quad}$$

1	2	3	4	5	6	7	8	9	10
11	12	13	14	15	16	17	18	19	20
21	22	23	24	25	26	27	28	29	30
31	32	33	34	35	36	37	38	39	40
41	42	43	44	45	46	47	48	49	50
51	52	53	54	55	56	57	58	59	60
61	62	63	64	65	66	67	68	69	70
71	72	73	74	75	76	77	78	79	80
81	82	83	84	85	86	87	88	89	90
91	92	93	94	95	96	97	98	99	100

Now you try!

$$54 + 26 = \underline{\quad \quad \quad}$$

1	2	3	4	5	6	7	8	9	10
11	12	13	14	15	16	17	18	19	20
21	22	23	24	25	26	27	28	29	30
31	32	33	34	35	36	37	38	39	40
41	42	43	44	45	46	47	48	49	50
51	52	53	54	55	56	57	58	59	60
61	62	63	64	65	66	67	68	69	70
71	72	73	74	75	76	77	78	79	80
81	82	83	84	85	86	87	88	89	90
91	92	93	94	95	96	97	98	99	100

# Break it Up!

Break up the 10s and the 1s and add them separately. Then add the totals from each problem to get your final answer!

*Example:*

Kayla saw 21 toy bears and 17 toy horses in the store window. How many toys did Kayla see altogether?

$$21 + 17$$

$$\underline{2} \text{ tens} + \underline{1} \text{ tens} = \underline{3} \text{ tens} \quad \underline{1} \text{ ones} + \underline{7} \text{ ones} = \underline{8} \text{ ones}$$

$$\underline{3} \text{ tens} + \underline{8} \text{ ones} = \underline{38}$$

*Now you try!*

Talia saw 56 butterflies and 23 ants in a picture of the rainforest. How many insects did they see altogether?



$$56 + 23$$

$$\underline{\quad} \text{ tens} + \underline{\quad} \text{ tens} = \underline{\quad} \text{ tens} \quad \underline{\quad} \text{ ones} + \underline{\quad} \text{ ones} = \underline{\quad} \text{ ones}$$

$$\underline{\quad} \text{ tens} + \underline{\quad} \text{ ones} = \underline{\quad}$$

Kelly drew 42 circles and 27 squares. How many shapes did she draw altogether?

$$42 + 27$$

$$\underline{\quad} \text{ tens} + \underline{\quad} \text{ tens} = \underline{\quad} \text{ tens} \quad \underline{\quad} \text{ ones} + \underline{\quad} \text{ ones} = \underline{\quad} \text{ ones}$$

$$\underline{\quad} \text{ tens} + \underline{\quad} \text{ ones} = \underline{\quad}$$

Isaias used 56 red legos and 33 white legos to build a fire station. How many legos did he use altogether?

$$56 + 33$$

$$\underline{\quad} \text{ tens} + \underline{\quad} \text{ tens} = \underline{\quad} \text{ tens} \quad \underline{\quad} \text{ ones} + \underline{\quad} \text{ ones} = \underline{\quad} \text{ ones}$$

$$\underline{\quad} \text{ tens} + \underline{\quad} \text{ ones} = \underline{\quad}$$

# Break it Up!

Break up the 10s and the 1s and add them separately. Then add the totals from each problem to get your final answer!

*Example:*

Jayshan found 25 marbles. He gave 13 marbles to his friend Creg. How many marbles did Jayshan have left?

$$25 - 13$$

$$\underline{2} \text{ tens} - \underline{1} \text{ tens} = \underline{1} \text{ tens} \quad \underline{5} \text{ ones} - \underline{3} \text{ ones} = \underline{2} \text{ ones}$$

$$\underline{1} \text{ tens} + \underline{2} \text{ ones} = \underline{12}$$

*Now you try!*

Cooper bought a pack of 47 bouncy balls. He gave 35 away to his friends. How many did he have left?



$$47 - 35$$

$$\underline{\quad} \text{ tens} - \underline{\quad} \text{ tens} = \underline{\quad} \text{ tens} \quad \underline{\quad} \text{ ones} - \underline{\quad} \text{ ones} = \underline{\quad} \text{ ones}$$

$$\underline{\quad} \text{ tens} + \underline{\quad} \text{ ones} = \underline{\quad}$$

Sam drew 48 circles. He crossed 28 of them out. How many circles were left?

$$48 - 28$$

$$\underline{\quad} \text{ tens} - \underline{\quad} \text{ tens} = \underline{\quad} \text{ tens} \quad \underline{\quad} \text{ ones} - \underline{\quad} \text{ ones} = \underline{\quad} \text{ ones}$$

$$\underline{\quad} \text{ tens} + \underline{\quad} \text{ ones} = \underline{\quad}$$

Julia had a bin with 78 legos inside. She used 37 to build a lego house. How many legos were left in the bin?

$$78 - 37$$

$$\underline{\quad} \text{ tens} - \underline{\quad} \text{ tens} = \underline{\quad} \text{ tens} \quad \underline{\quad} \text{ ones} - \underline{\quad} \text{ ones} = \underline{\quad} \text{ ones}$$


$$\underline{\quad} \text{ tens} + \underline{\quad} \text{ ones} = \underline{\quad}$$

# Circle Ten and Solve

Putting things in groups of ten makes adding easy! Use the pictures to help you solve the addition problems. Then change the problem into a  $10 + \underline{\quad} = \underline{\quad}$  problem.

*Example:*

$$9 + 8$$




How many are left after you circle 10? 7

$$10 + \underline{7} = \underline{17}$$

Now you try!

$$7 + 6$$



How many are left after you circle 10? \_\_\_\_\_

$$10 + \underline{\quad} = \underline{\quad}$$

# Counting on the 100s Chart

Color the hundreds chart to count how many!

*Example:*

Isabel saw 13 birds flying in the sky.




1	2	3	4	5	6	7	8	9	10
11	12	13	14	15	16	17	18	19	20
21	22	23	24	25	26	27	28	29	30
31	32	33	34	35	36	37	38	39	40
41	42	43	44	45	46	47	48	49	50
51	52	53	54	55	56	57	58	59	60
61	62	63	64	65	66	67	68	69	70
71	72	73	74	75	76	77	78	79	80
81	82	83	84	85	86	87	88	89	90
91	92	93	94	95	96	97	98	99	100

There is   1   ten and   3   ones in the number 13.

Now you try!

Ajaya found 24 shells on the beach.

1	2	3	4	5	6	7	8	9	10
11	12	13	14	15	16	17	18	19	20
21	22	23	24	25	26	27	28	29	30
31	32	33	34	35	36	37	38	39	40
41	42	43	44	45	46	47	48	49	50
51	52	53	54	55	56	57	58	59	60
61	62	63	64	65	66	67	68	69	70
71	72	73	74	75	76	77	78	79	80
81	82	83	84	85	86	87	88	89	90
91	92	93	94	95	96	97	98	99	100



There are \_\_\_\_\_ tens and \_\_\_\_\_ ones in the number 24.

# Adding 10 and 1 on the Hundreds Chart

Fill in the the shaded boxes with the correct numbers.

*Example:*

						7	8		
						17			
							28	29	
		33	34				38		
		43			46	47			
51	52				56				
61				65	66				
				75		77	78		
	82	83				87		89	90
	92							99	

Now you try!

	2								
			14						
						37			
	42								
				55					
								68	
81									

# More Practice Adding the 10s First!

Add these two-digit numbers together by adding the 10s first!  
After you add the 10s you can add the 1s to find your final answer!

$76 + 13 = \underline{\hspace{2cm}}$

1	2	3	4	5	6	7	8	9	10
11	12	13	14	15	16	17	18	19	20
21	22	23	24	25	26	27	28	29	30
31	32	33	34	35	36	37	38	39	40
41	42	43	44	45	46	47	48	49	50
51	52	53	54	55	56	57	58	59	60
61	62	63	64	65	66	67	68	69	70
71	72	73	74	75	76	77	78	79	80
81	82	83	84	85	86	87	88	89	90
91	92	93	94	95	96	97	98	99	100

$62 + 23 = \underline{\hspace{2cm}}$

1	2	3	4	5	6	7	8	9	10
11	12	13	14	15	16	17	18	19	20
21	22	23	24	25	26	27	28	29	30
31	32	33	34	35	36	37	38	39	40
41	42	43	44	45	46	47	48	49	50
51	52	53	54	55	56	57	58	59	60
61	62	63	64	65	66	67	68	69	70
71	72	73	74	75	76	77	78	79	80
81	82	83	84	85	86	87	88	89	90
91	92	93	94	95	96	97	98	99	100

$51 + 37 = \underline{\hspace{2cm}}$

1	2	3	4	5	6	7	8	9	10
11	12	13	14	15	16	17	18	19	20
21	22	23	24	25	26	27	28	29	30
31	32	33	34	35	36	37	38	39	40
41	42	43	44	45	46	47	48	49	50
51	52	53	54	55	56	57	58	59	60
61	62	63	64	65	66	67	68	69	70
71	72	73	74	75	76	77	78	79	80
81	82	83	84	85	86	87	88	89	90
91	92	93	94	95	96	97	98	99	100

# Subtract the 10s First!

Subtract these two digit numbers by subtracting the 10s first. After you subtract the 10s you can subtract the 1s to find your final answer.

Example:

$$45 - 27 = \underline{\quad 18 \quad}$$

1	2	3	4	5	6	7	8 <sup>-1</sup>	9 <sup>-1</sup>	10
11 <sup>-1</sup>	12 <sup>-1</sup>	13 <sup>-1</sup>	14 <sup>-1</sup>	15	16	17	18	19	20
21	22	23	24 <sup>-10</sup>	25	26	27	28	29	30
31	32	33	34 <sup>-10</sup>	35	36	37	38	39	40
41	42	43	44	45	46	47	48	49	50
51	52	53	54	55	56	57	58	59	60
61	62	63	64	65	66	67	68	69	70
71	72	73	74	75	76	77	78	79	80
81	82	83	84	85	86	87	88	89	90
91	92	93	94	95	96	97	98	99	100

Now you try!

$$61 - 26 = \underline{\quad \quad \quad}$$

1	2	3	4	5	6	7	8	9	10
11	12	13	14	15	16	17	18	19	20
21	22	23	24	25	26	27	28	29	30
31	32	33	34	35	36	37	38	39	40
41	42	43	44	45	46	47	48	49	50
51	52	53	54	55	56	57	58	59	60
61	62	63	64	65	66	67	68	69	70
71	72	73	74	75	76	77	78	79	80
81	82	83	84	85	86	87	88	89	90
91	92	93	94	95	96	97	98	99	100

# More Practice Subtracting the 10s First!

Subtract these two digit numbers by subtracting the 10s first! After you subtract the 10s you can subtract the 1s to find your final answer.

$77 - 35 = \underline{\quad}$

1	2	3	4	5	6	7	8	9	10
11	12	13	14	15	16	17	18	19	20
21	22	23	24	25	26	27	28	29	30
31	32	33	34	35	36	37	38	39	40
41	42	43	44	45	46	47	48	49	50
51	52	53	54	55	56	57	58	59	60
61	62	63	64	65	66	67	68	69	70
71	72	73	74	75	76	77	78	79	80
81	82	83	84	85	86	87	88	89	90
91	92	93	94	95	96	97	98	99	100

$48 - 29 = \underline{\quad}$

1	2	3	4	5	6	7	8	9	10
11	12	13	14	15	16	17	18	19	20
21	22	23	24	25	26	27	28	29	30
31	32	33	34	35	36	37	38	39	40
41	42	43	44	45	46	47	48	49	50
51	52	53	54	55	56	57	58	59	60
61	62	63	64	65	66	67	68	69	70
71	72	73	74	75	76	77	78	79	80
81	82	83	84	85	86	87	88	89	90
91	92	93	94	95	96	97	98	99	100

$59 - 55 = \underline{\quad}$




1	2	3	4	5	6	7	8	9	10
11	12	13	14	15	16	17	18	19	20
21	22	23	24	25	26	27	28	29	30
31	32	33	34	35	36	37	38	39	40
41	42	43	44	45	46	47	48	49	50
51	52	53	54	55	56	57	58	59	60
61	62	63	64	65	66	67	68	69	70
71	72	73	74	75	76	77	78	79	80
81	82	83	84	85	86	87	88	89	90
91	92	93	94	95	96	97	98	99	100

# Using Base 10 Drawings In Two-Digit Addition

Draw pictures to help you solve the two-digit addition problems.

*Example:*

$45 + 32$

45	32
	
	

$45 + 32 = \underline{\quad 77 \quad}$

*Now you try!*

$62 + 21$

62	21

$62 + 21 = \underline{\quad \quad}$

# Using Base 10 Drawings in Two-Digit Subtraction

Draw pictures to solve the two-digit subtraction problems. Draw your picture for the first number and then cross off the amount for the second number in the problem.

*Example:*

$47 - 31$



Count how many are left!

$47 - 31 = \underline{16}$

*Now you try!*

$65 - 34$

Count how many are left!

$65 - 34 = \underline{\quad}$

$73 - 32$

Count how many are left!

$73 - 32 = \underline{\quad}$



# Subtracting 10 and 1 on the Hundreds Chart

Fill in the the shaded boxes with the correct numbers.

*Example:*

		3							
	12	13							
					26				
	32			35	36				
41	42								
							58		
						67	68		
			74						
		83	84						90
								99	100

Now you try!

	12								
							29		
					36				
	43								
				65					
							88		

# Subtracting 10s on the Hundreds Chart

Subtract 10s by moving straight up the hundreds chart!

Example:

Jill made 43 muffins for the bake sale.

She sold 20.

How many muffins did Jill have left?

$$\underline{43} - \underline{20} = \underline{23}$$

1	2	3	4	5	6	7	8	9	10
11	12	13	14	15	16	17	18	19	20
21	22	23	24	25	26	27	28	29	30
31	32	33	34	35	36	37	38	39	40
41	42	43	44	45	46	47	48	49	50
51	52	53	54	55	56	57	58	59	60
61	62	63	64	65	66	67	68	69	70
71	72	73	74	75	76	77	78	79	80
81	82	83	84	85	86	87	88	89	90
91	92	93	94	95	96	97	98	99	100



Now you try!


Jose brought 24 cupcakes to class for his birthday.

The students in his class ate 20 of the cupcakes.

How many cupcakes did he have left?

$$\underline{\quad} - \underline{\quad} = \underline{\quad}$$

1	2	3	4	5	6	7	8	9	10
11	12	13	14	15	16	17	18	19	20
21	22	23	24	25	26	27	28	29	30
31	32	33	34	35	36	37	38	39	40
41	42	43	44	45	46	47	48	49	50
51	52	53	54	55	56	57	58	59	60
61	62	63	64	65	66	67	68	69	70
71	72	73	74	75	76	77	78	79	80
81	82	83	84	85	86	87	88	89	90
91	92	93	94	95	96	97	98	99	100



# More Practice Subtracting 10s on the Hundreds Chart

**Subtract 10s by moving straight up the hundreds chart!**

*Example:*

Kim drew 54 hearts on a card for her mom.

She erased 10 hearts to make room for a note.

How many hearts did she have left?

$$\underline{\quad} - \underline{\quad} = \underline{\quad}$$

1	2	3	4	5	6	7	8	9	10
11	12	13	14	15	16	17	18	19	20
21	22	23	24	25	26	27	28	29	30
31	32	33	34	35	36	37	38	39	40
41	42	43	44	45	46	47	48	49	50
51	52	53	54	55	56	57	58	59	60
61	62	63	64	65	66	67	68	69	70
71	72	73	74	75	76	77	78	79	80
81	82	83	84	85	86	87	88	89	90
91	92	93	94	95	96	97	98	99	100

**Now you try!**

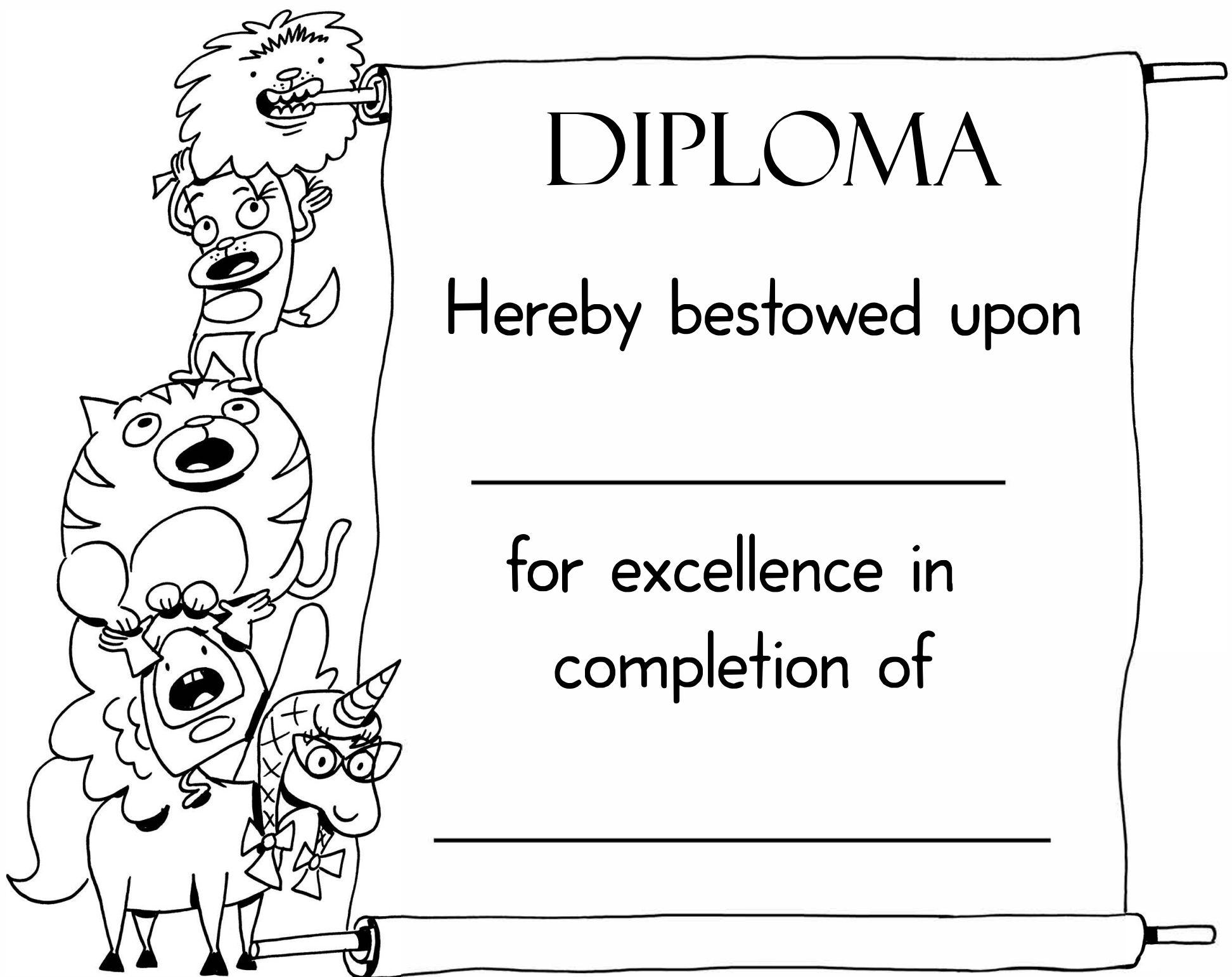
Zoe picked 59 cherry tomatoes from the garden.

She used 30 of them for a big salad.

How many cherry tomatoes were left?

$$\underline{\quad} - \underline{\quad} = \underline{\quad}$$

1	2	3	4	5	6	7	8	9	10
11	12	13	14	15	16	17	18	19	20
21	22	23	24	25	26	27	28	29	30
31	32	33	34	35	36	37	38	39	40
41	42	43	44	45	46	47	48	49	50
51	52	53	54	55	56	57	58	59	60
61	62	63	64	65	66	67	68	69	70
71	72	73	74	75	76	77	78	79	80
81	82	83	84	85	86	87	88	89	90
91	92	93	94	95	96	97	98	99	100



# DIPLOMA

Hereby bestowed upon

---

for excellence in  
completion of

---

# Answer Sheets

## Second Grade Place Value

Add 10 or 1 to Get to 100!  
Introduction to Base 10: Drawings  
Adding 10s on the Hundreds Chart Part I  
Adding With the Hundreds Chart  
Addition With Tens Frames  
Addition With Tens Sticks  
Add the 10s First! Part I  
Break It Up! Part I  
Break It Up! Part II  
Circle Ten and Solve  
Counting on the 100s Chart Part I  
Counting on the 100s Chart Part II  
Add the 10s First! Part II  
Subtract the 10s First! Part I  
Subtract the 10s First! Part II  
Using Base 10 Drawings in Two-Digit Addition Part II  
Using Base 10 Drawings in Two-Digit Subtraction Part II  
Subtract Ten or One to Get to One!  
Subtracting 10 and 1 on the Hundreds Chart  
Subtracting 10s on the Hundreds Chart Part I  
Subtracting 10s on the Hundreds Chart (Part Two)

# Answer Sheet

## Add 10 or 1 to Get to 100!

Add 10 or 1 to move through the hundreds chart to get to 100. Fill in the number sentences as you move along! Use the shaded squares to help you count.

1	2								
	12								
	22	23							
		33							
		43							
		53	54						
			64	65	66	67	68		
							78		
							88	89	90
									100

$$\begin{array}{l} 1 + 1 = 2 \\ 2 + 10 = 12 \\ 12 + 10 = 22 \\ 22 + 1 = 23 \\ 23 + 10 = 33 \\ 33 + 10 = 43 \\ 43 + 10 = 53 \\ 53 + 1 = 54 \\ 54 + 10 = 64 \\ 64 + 1 = 65 \\ 65 + 1 = 66 \\ 66 + 1 = 67 \\ 67 + 1 = 68 \\ 68 + 10 = 78 \\ 78 + 10 = 88 \\ 88 + 1 = 89 \\ 89 + 1 = 90 \\ 90 + 10 = 100 \end{array}$$




# Answer Sheet

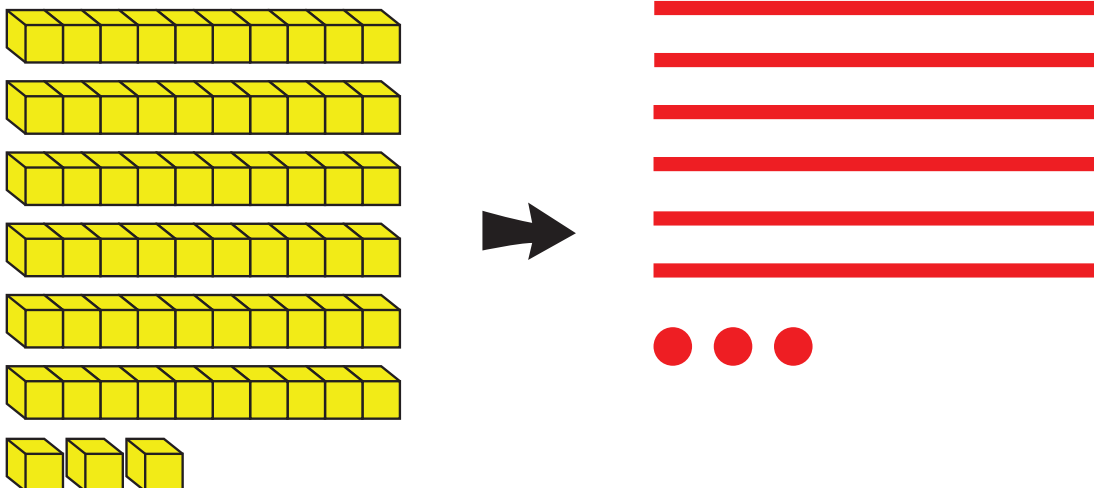
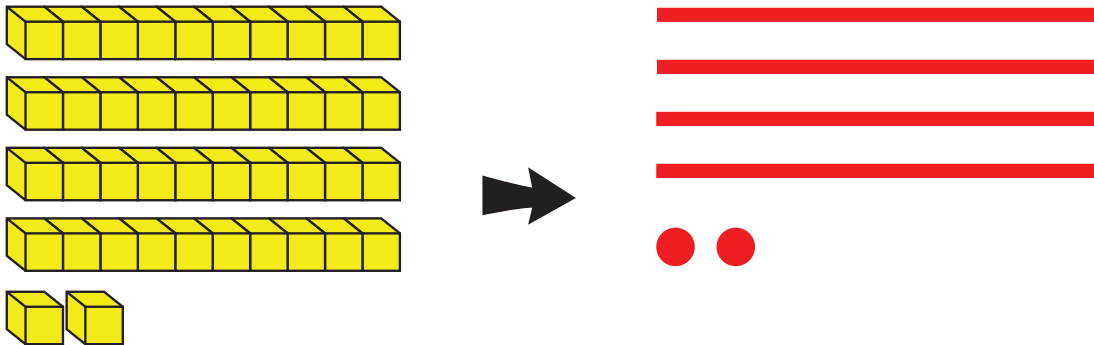
## Using Base 10 Drawings

Draw a simple picture that can represent the same amount of blocks.

Example:



Now you try!



# Answer Sheet

## More Practice Adding 10s on the 100s Chart

Add 10s by moving straight down the hundreds chart!

Julie made 31 bracelets for the mini-maker faire.

Then she made 20 more.

How many bracelets did Julie make altogether?

$$\underline{31} + \underline{20} = \underline{51}$$

1	2	3	4	5	6	7	8	9	10
11	12	13	14	15	16	17	18	19	20
21	22	23	24	25	26	27	28	29	30
31	32	33	34	35	36	37	38	39	40
41	42	43	44	45	46	47	48	49	50
51	52	53	54	55	56	57	58	59	60
61	62	63	64	65	66	67	68	69	70
71	72	73	74	75	76	77	78	79	80
81	82	83	84	85	86	87	88	89	90
91	92	93	94	95	96	97	98	99	100

Now you try!

Stephanie bought 56 beads from the bead store.

She bought 30 more beads from the art store.

How many beads did she buy altogether?

$$\underline{56} + \underline{30} = \underline{86}$$

1	2	3	4	5	6	7	8	9	10
11	12	13	14	15	16	17	18	19	20
21	22	23	24	25	26	27	28	29	30
31	32	33	34	35	36	37	38	39	40
41	42	43	44	45	46	47	48	49	50
51	52	53	54	55	56	57	58	59	60
61	62	63	64	65	66	67	68	69	70
71	72	73	74	75	76	77	78	79	80
81	82	83	84	85	86	87	88	89	90
91	92	93	94	95	96	97	98	99	100

# Answer Sheet

## Adding With the Hundreds Chart

Count up on the hundreds chart to find the answers to each addition problem.

Remember to pay close attention to how many tens you have. Rewrite the problem to show how many tens you have at the end and how many ones were left over.

*Example:*

$$23 + 8 = \underline{31}$$

$$\begin{array}{r} \text{Look! We ended} \\ \text{up with 3 tens.} \end{array} \quad \begin{array}{r} \text{We ended up} \\ \text{with 1 left over!} \end{array} \quad \begin{array}{r} \text{30} \\ \text{+ 1} \\ \hline \text{31} \end{array}$$

1	2	3	4	5	6	7	8	9	10
11	12	13	14	15	16	17	18	19	20
21	22	23	24	25	26	27	28	29	30
31	32	33	34	35	36	37	38	39	40
41	42	43	44	45	46	47	48	49	50
51	52	53	54	55	56	57	58	59	60
61	62	63	64	65	66	67	68	69	70
71	72	73	74	75	76	77	78	79	80
81	82	83	84	85	86	87	88	89	90
91	92	93	94	95	96	97	98	99	100

Now you try!

$$44 + 9 = \underline{53}$$

$$\begin{array}{r} \text{50} \\ \text{+ 3} \\ \hline \text{53} \end{array}$$

1	2	3	4	5	6	7	8	9	10
11	12	13	14	15	16	17	18	19	20
21	22	23	24	25	26	27	28	29	30
31	32	33	34	35	36	37	38	39	40
41	42	43	44	45	46	47	48	49	50
51	52	53	54	55	56	57	58	59	60
61	62	63	64	65	66	67	68	69	70
71	72	73	74	75	76	77	78	79	80
81	82	83	84	85	86	87	88	89	90
91	92	93	94	95	96	97	98	99	100

$$65 + 7 = \underline{72}$$

$$\begin{array}{r} \text{70} \\ \text{+ 2} \\ \hline \text{72} \end{array}$$

1	2	3	4	5	6	7	8	9	10
11	12	13	14	15	16	17	18	19	20
21	22	23	24	25	26	27	28	29	30
31	32	33	34	35	36	37	38	39	40
41	42	43	44	45	46	47	48	49	50
51	52	53	54	55	56	57	58	59	60
61	62	63	64	65	66	67	68	69	70
71	72	73	74	75	76	77	78	79	80
81	82	83	84	85	86	87	88	89	90
91	92	93	94	95	96	97	98	99	100


# Answer Sheet

## Addition with Modified Tens Sticks

Use the tens sticks to add the numbers and identify how many you have in the tens and ones place. Then change your number sentence to show the tens plus the ones.

*Example:*


Paige had 5 flowers. Aminata gave her 8 more. How many did she have in all?



$$5 + 8 = \underline{13}$$

There is 1 ten and 3 ones.

$$\underline{10} + \underline{3} = \underline{13}$$



**Now you try!**

Brennan had 4 apples. Alex gave her 13 more. How many apples did she have in all?

$$4 + 13 = \underline{17}$$

There is 1 ten and 7 ones.

$$\underline{10} + \underline{7} = \underline{17}$$




# Answer Sheet

## Addition With Modified Tens Sticks

Use the tens sticks to add the numbers and identify how many you have in the tens and ones place. Then change your number sentence to show the tens plus the ones.

*Example:*

Paige had 5 flowers. Aminata gave her 8 more. How many did she have in all?



$$5 + 8 = \underline{13}$$

There is 1 ten and 3 ones.

$$\underline{10} + \underline{3} = \underline{13}$$



**Now you try!**

Brennan had 4 apples. Alex gave her 13 more. How many apples did she have in all?

$$4 + 13 = \underline{17}$$

There is 1 ten and 7 ones.

$$\underline{10} + \underline{7} = \underline{17}$$



# Answer Sheet

## Add the 10s First!

Add these two-digit numbers together by adding the 10s first!  
After you add the 10s you can add the 1s to find your final answer.

Example:

$$47 + 35 = \underline{\quad 82 \quad}$$

1	2	3	4	5	6	7	8	9	10
11	12	13	14	15	16	17	18	19	20
21	22	23	24	25	26	27	28	29	30
31	32	33	34	35	36	37	38	39	40
41	42	43	44	45	46	47	48	49	50
51	52	53	54	55	56	57	58	59	60
61	62	63	64	65	66	67	68	69	70
71	72	73	74	75	76	77	78	79	80
81	82	83	84	85	86	87	88	89	90
91	92	93	94	95	96	97	98	99	100

Now you try!

$$54 + 26 = \underline{\quad 80 \quad}$$

1	2	3	4	5	6	7	8	9	10
11	12	13	14	15	16	17	18	19	20
21	22	23	24	25	26	27	28	29	30
31	32	33	34	35	36	37	38	39	40
41	42	43	44	45	46	47	48	49	50
51	52	53	54	55	56	57	58	59	60
61	62	63	64	65	66	67	68	69	70
71	72	73	74	75	76	77	78	79	80
81	82	83	84	85	86	87	88	89	90
91	92	93	94	95	96	97	98	99	100

# Answer Sheet

## Break it Up!

Break up the 10s and the 1s and add them separately. Then add the totals from each problem to get your final answer!

*Example:*

Kayla saw 21 toy bears and 17 toy horses in the store window. How many toys did Kayla see altogether?

$$21 + 17$$

$$\underline{2} \text{ tens} + \underline{1} \text{ tens} = \underline{3} \text{ tens} \quad \underline{1} \text{ ones} + \underline{7} \text{ ones} = \underline{8} \text{ ones}$$

$$\underline{3} \text{ tens} + \underline{8} \text{ ones} = \underline{38}$$

*Now you try!*

Talia saw 56 butterflies and 23 ants in a picture of the rainforest. How many insects did they see altogether?



$$56 + 23$$

$$\underline{5} \text{ tens} + \underline{2} \text{ tens} = \underline{7} \text{ tens} \quad \underline{6} \text{ ones} + \underline{3} \text{ ones} = \underline{9} \text{ ones}$$

$$\underline{7} \text{ tens} + \underline{9} \text{ ones} = \underline{79}$$

Kelly drew 42 circles and 27 squares. How many shapes did she draw altogether?

$$42 + 27$$

$$\underline{4} \text{ tens} + \underline{2} \text{ tens} = \underline{6} \text{ tens} \quad \underline{2} \text{ ones} + \underline{7} \text{ ones} = \underline{9} \text{ ones}$$

$$\underline{6} \text{ tens} + \underline{9} \text{ ones} = \underline{69}$$

Isaias used 56 red legos and 33 white legos to build a fire station. How many legos did he use altogether?

$$56 + 33$$

$$\underline{5} \text{ tens} + \underline{3} \text{ tens} = \underline{8} \text{ tens} \quad \underline{6} \text{ ones} + \underline{3} \text{ ones} = \underline{9} \text{ ones}$$

$$\underline{8} \text{ tens} + \underline{9} \text{ ones} = \underline{89}$$

# Answer Sheet

## Break it Up!

Break up the 10s and the 1s and add them separately. Then add the totals from each problem to get your final answer!

*Example:*

Jayshan found 25 marbles. He gave 13 marbles to his friend Creg. How many marbles did Jayshan have left?

$$25 - 13$$

$$\underline{2} \text{ tens} - \underline{1} \text{ ten} = \underline{1} \text{ ten} \quad \underline{5} \text{ ones} - \underline{3} \text{ ones} = \underline{2} \text{ ones}$$
$$\underline{1} \text{ ten} + \underline{2} \text{ ones} = \underline{12}$$

*Now you try!*

Cooper bought a pack of 47 bouncy balls. He gave 35 away to his friends. How many did he have left?



$$47 - 35$$

$$\underline{4} \text{ tens} - \underline{3} \text{ tens} = \underline{1} \text{ tens} \quad \underline{7} \text{ ones} - \underline{5} \text{ ones} = \underline{2} \text{ ones}$$
$$\underline{1} \text{ tens} + \underline{2} \text{ ones} = \underline{12}$$

Sam drew 48 circles. He crossed 28 of them out. How many circles were left?

$$48 - 28$$

$$\underline{4} \text{ tens} - \underline{2} \text{ tens} = \underline{2} \text{ tens} \quad \underline{8} \text{ ones} - \underline{8} \text{ ones} = \underline{0} \text{ ones}$$
$$\underline{2} \text{ tens} + \underline{0} \text{ ones} = \underline{20}$$

Julia had a bin with 78 legos inside. She used 37 to build a lego house. How many legos were left in the bin?

$$78 - 37$$

$$\underline{7} \text{ tens} - \underline{3} \text{ tens} = \underline{4} \text{ tens} \quad \underline{8} \text{ ones} - \underline{7} \text{ ones} = \underline{1} \text{ ones}$$
$$\underline{4} \text{ tens} + \underline{1} \text{ ones} = \underline{41}$$


# Answer Sheet

## Circle Ten and Solve

Putting things in groups of ten makes adding easy! Use the pictures to help you solve the addition problems. Then change the problem into a  $10 + \underline{\quad} = \underline{\quad}$  problem.

*Example:*

$$9 + 8$$

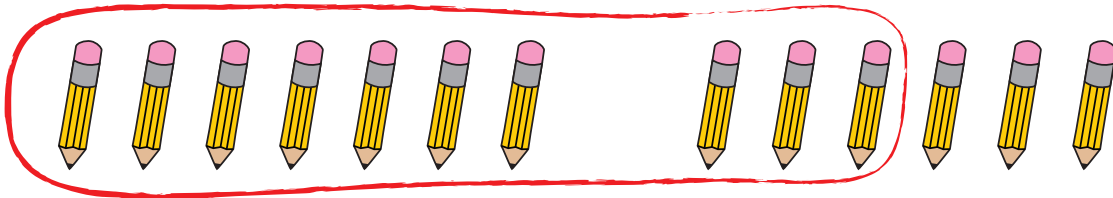


How many are left after you circle 10? 7

$$10 + \underline{7} = \underline{17}$$

Now you try!

$$7 + 6$$



How many are left after you circle 10? 3

$$10 + \underline{3} = \underline{13}$$

# Answer Sheet

## Counting on the 100s Chart

Color the hundreds chart to count how many!

Example:

Isabel saw 13 birds flying in the sky.




1	2	3	4	5	6	7	8	9	10
11	12	13	14	15	16	17	18	19	20
21	22	23	24	25	26	27	28	29	30
31	32	33	34	35	36	37	38	39	40
41	42	43	44	45	46	47	48	49	50
51	52	53	54	55	56	57	58	59	60
61	62	63	64	65	66	67	68	69	70
71	72	73	74	75	76	77	78	79	80
81	82	83	84	85	86	87	88	89	90
91	92	93	94	95	96	97	98	99	100

There is 1 ten and 3 ones in the number 13.

Now you try!

Ajaya found 24 shells on the beach.



1	2	3	4	5	6	7	8	9	10
11	12	13	14	15	16	17	18	19	20
21	22	23	24	25	26	27	28	29	30
31	32	33	34	35	36	37	38	39	40
41	42	43	44	45	46	47	48	49	50
51	52	53	54	55	56	57	58	59	60
61	62	63	64	65	66	67	68	69	70
71	72	73	74	75	76	77	78	79	80
81	82	83	84	85	86	87	88	89	90
91	92	93	94	95	96	97	98	99	100

There are 2 tens and 4 ones in the number 24.

# Answer Sheet

## Adding 10 and 1 on the Hundreds Chart

Fill in the the shaded boxes with the correct numbers.

*Example:*

						7	8		
						17			
							28	29	
		33	34				38		
		43			46	47			
51	52				56				
61				65	66				
				75		77	78		
	82	83				87		89	90
	92							99	

Now you try!

	2	3							
	12		14	15					
			24						
						37	38		
	42	43				47			
	52			55	56				
				65				68	69
								78	
81	82								
91									

# Answer Sheet

## More Practice Adding the 10s First!

Add these two-digit numbers together by adding the 10s first!  
After you add the 10s you can add the 1s to find your final answer!

$$76 + 13 = \underline{89}$$

1	2	3	4	5	6	7	8	9	10
11	12	13	14	15	16	17	18	19	20
21	22	23	24	25	26	27	28	29	30
31	32	33	34	35	36	37	38	39	40
41	42	43	44	45	46	47	48	49	50
51	52	53	54	55	56	57	58	59	60
61	62	63	64	65	66	67	68	69	70
71	72	73	74	75	76	77	78	79	80
81	82	83	84	85	86	87	88	89	90
91	92	93	94	95	96	97	98	99	100

$$62 + 23 = \underline{85}$$

1	2	3	4	5	6	7	8	9	10
11	12	13	14	15	16	17	18	19	20
21	22	23	24	25	26	27	28	29	30
31	32	33	34	35	36	37	38	39	40
41	42	43	44	45	46	47	48	49	50
51	52	53	54	55	56	57	58	59	60
61	62	63	64	65	66	67	68	69	70
71	72	73	74	75	76	77	78	79	80
81	82	83	84	85	86	87	88	89	90
91	92	93	94	95	96	97	98	99	100

$$51 + 37 = \underline{88}$$

1	2	3	4	5	6	7	8	9	10
11	12	13	14	15	16	17	18	19	20
21	22	23	24	25	26	27	28	29	30
31	32	33	34	35	36	37	38	39	40
41	42	43	44	45	46	47	48	49	50
51	52	53	54	55	56	57	58	59	60
61	62	63	64	65	66	67	68	69	70
71	72	73	74	75	76	77	78	79	80
81	82	83	84	85	86	87	88	89	90
91	92	93	94	95	96	97	98	99	100

# Answer Sheet

## Subtract the 10s First!

Subtract these two digit numbers by subtracting the 10s first. After you subtract the 10s you can subtract the 1s to find your final answer.

Example:

$$45 - 27 = \underline{\quad 18 \quad}$$

1	2	3	4	5	6	7	8 <sup>-1</sup>	9 <sup>-1</sup>	10
11 <sup>-1</sup>	12 <sup>-1</sup>	13 <sup>-1</sup>	14 <sup>-1</sup>	15	16	17	18	19	20
21	22	23	24 <sup>-10</sup>	25	26	27	28	29	30
31	32	33	34 <sup>-10</sup>	35	36	37	38	39	40
41	42	43	44	45	46	47	48	49	50
51	52	53	54	55	56	57	58	59	60
61	62	63	64	65	66	67	68	69	70
71	72	73	74	75	76	77	78	79	80
81	82	83	84	85	86	87	88	89	90
91	92	93	94	95	96	97	98	99	100

Now you try!

$$61 - 26 = \underline{\quad 35 \quad}$$

1	2	3	4	5	6	7	8	9	10
11	12	13	14	15	16	17	18	19	20
21	22	23	24	25 <sup>-1</sup>	26 <sup>-1</sup>	27 <sup>-1</sup>	28 <sup>-1</sup>	29 <sup>-1</sup>	30 <sup>-1</sup>
31	32	33	34	35	36	37	38	39	40
41	42	43	44	45	46	47	48	49	50
51	52	53	54	55	56	57	58	59	60
61	62	63	64	65	66	67	68	69	70
71	72	73	74	75	76	77	78	79	80
81	82	83	84	85	86	87	88	89	90
91	92	93	94	95	96	97	98	99	100

# Answer Sheet

## More Practice Subtracting the 10s First!

Subtract these two digit numbers by subtracting the 10s first! After you subtract the 10s you can subtract the 1s to find your final answer.

$$77 - 35 = \underline{42}$$

1	2	3	4	5	6	7	8	9	10
11	12	13	14	15	16	17	18	19	20
21	22	23	24	25	26	27	28	29	30
31	32 <sup>-1</sup>	33 <sup>-1</sup>	34 <sup>-1</sup>	35 <sup>-1</sup>	36 <sup>-1</sup>	37	38	39	40
41	42	43	44	45	46	47	48 <sup>-10</sup>	49	50
51	52	53	54	55	56	57	58 <sup>-10</sup>	59	60
61	62	63	64	65	66	67	68 <sup>-10</sup>	69	70
71	72	73	74	75	76	77	78	79	80
81	82	83	84	85	86	87	88	89	90
91	92	93	94	95	96	97	98	99	100

$$48 - 29 = \underline{19}$$

1	2	3	4	5	6	7	8	9 <sup>-1</sup>	10 <sup>-1</sup>
11 <sup>-1</sup>	12 <sup>-1</sup>	13 <sup>-1</sup>	14 <sup>-1</sup>	15 <sup>-1</sup>	16 <sup>-1</sup>	17 <sup>-1</sup>	18 <sup>-1</sup>	19	20
21	22	23	24	25	26	27	28	29 <sup>-10</sup>	30
31	32	33	34	35	36	37	38	39 <sup>-10</sup>	40
41	42	43	44	45	46	47	48	49	50
51	52	53	54	55	56	57	58	59	60
61	62	63	64	65	66	67	68	69	70
71	72	73	74	75	76	77	78	79	80
81	82	83	84	85	86	87	88	89	90
91	92	93	94	95	96	97	98	99	100

$$59 - 55 = \underline{4}$$

1	2	3	4	5	6	7	8	9	10 <sup>-10</sup>
11	12	13	14	15	16	17	18	19	20 <sup>-10</sup>
21	22	23	24	25	26	27	28	29	30 <sup>-10</sup>
31	32	33	34	35	36	37	38	39	40 <sup>-10</sup>
41	42	43	44	45	46	47	48	49	50 <sup>-10</sup>
51	52	53	54	55	56	57	58	59	60
61	62	63	64	65	66	67	68	69	70
71	72	73	74	75	76	77	78	79	80
81	82	83	84	85	86	87	88	89	90
91	92	93	94	95	96	97	98	99	100

# Answer Sheet

## More Practice Subtracting the 10s First!

Subtract these two digit numbers by subtracting the 10s first! After you subtract the 10s you can subtract the 1s to find your final answer.

$$77 - 35 = \underline{42}$$

1	2	3	4	5	6	7	8	9	10
11	12	13	14	15	16	17	18	19	20
21	22	23	24	25	26	27	28	29	30
31	32 <sup>-1</sup>	33 <sup>-1</sup>	34 <sup>-1</sup>	35 <sup>-1</sup>	36 <sup>-1</sup>	37	38	39	40
41	42	43	44	45	46	47	48 <sup>-10</sup>	49	50
51	52	53	54	55	56	57	58 <sup>-10</sup>	59	60
61	62	63	64	65	66	67	68 <sup>-10</sup>	69	70
71	72	73	74	75	76	77	78	79	80
81	82	83	84	85	86	87	88	89	90
91	92	93	94	95	96	97	98	99	100

$$48 - 29 = \underline{19}$$

1	2	3	4	5	6	7	8	9 <sup>-1</sup>	10 <sup>-1</sup>
11 <sup>-1</sup>	12 <sup>-1</sup>	13 <sup>-1</sup>	14 <sup>-1</sup>	15 <sup>-1</sup>	16 <sup>-1</sup>	17 <sup>-1</sup>	18 <sup>-1</sup>	19	20
21	22	23	24	25	26	27	28	29 <sup>-10</sup>	30
31	32	33	34	35	36	37	38	39 <sup>-10</sup>	40
41	42	43	44	45	46	47	48	49	50
51	52	53	54	55	56	57	58	59	60
61	62	63	64	65	66	67	68	69	70
71	72	73	74	75	76	77	78	79	80
81	82	83	84	85	86	87	88	89	90
91	92	93	94	95	96	97	98	99	100

$$59 - 55 = \underline{4}$$

1	2	3	4	5	6	7	8	9	10 <sup>-10</sup>
11	12	13	14	15	16	17	18	19	20 <sup>-10</sup>
21	22	23	24	25	26	27	28	29	30 <sup>-10</sup>
31	32	33	34	35	36	37	38	39	40 <sup>-10</sup>
41	42	43	44	45	46	47	48	49	50 <sup>-10</sup>
51	52	53	54	55	56	57	58	59	60
61	62	63	64	65	66	67	68	69	70
71	72	73	74	75	76	77	78	79	80
81	82	83	84	85	86	87	88	89	90
91	92	93	94	95	96	97	98	99	100

# Answer Sheet

## Using Base 10 Drawings in Two-Digit Subtraction

Draw pictures to solve the two-digit subtraction problems. Draw your picture for the first number and then cross off the amount for the second number in the problem.

Example:

$47 - 31$




Count how many are left!

$47 - 31 = \underline{16}$

Now you try!


$65 - 34$



Count how many are left!

$65 - 34 = \underline{31}$

$73 - 32$



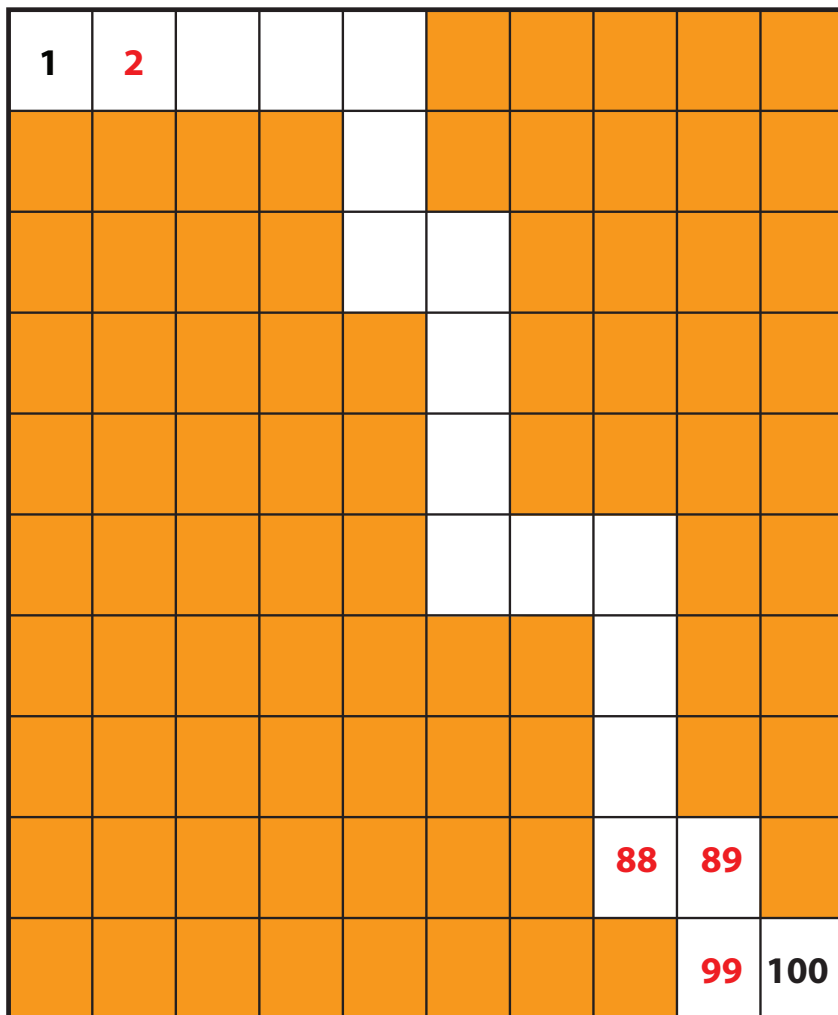
Count how many are left!

$73 - 32 = \underline{41}$

# Answer Sheet

## Subtract 10 or 1 to get to 1!

Subtract 10 or 1 move through the path on the hundreds chart. Fill in the number sentences as you move along! Use the shaded squares to help you count.



$$\underline{2} - \underline{1} = \underline{1}$$

$$\underline{\quad} - \underline{\quad} = \underline{\quad}$$

$$\underline{\quad} - \underline{\quad} = \underline{\quad}$$

$$\underline{\quad} - \underline{\quad} = \underline{\quad}$$

$$\underline{\quad} - \underline{\quad} = \underline{\quad}$$

$$\underline{\quad} - \underline{\quad} = \underline{\quad}$$

$$\underline{\quad} - \underline{\quad} = \underline{\quad}$$

$$\underline{\quad} - \underline{\quad} = \underline{\quad}$$

$$\underline{\quad} - \underline{\quad} = \underline{\quad}$$

$$\underline{\quad} - \underline{\quad} = \underline{\quad}$$

$$\underline{\quad} - \underline{\quad} = \underline{\quad}$$

$$\underline{\quad} - \underline{\quad} = \underline{\quad}$$

$$\underline{\quad} - \underline{\quad} = \underline{\quad}$$

$$\underline{\quad} - \underline{\quad} = \underline{\quad}$$

$$\underline{\quad} - \underline{\quad} = \underline{\quad}$$

$$\underline{\quad} - \underline{\quad} = \underline{\quad}$$

$$\underline{99} - \underline{10} = \underline{89}$$

$$\underline{100} - \underline{1} = \underline{99}$$



# Answer Sheet

## Subtracting 10 and 1 on the Hundreds Chart

Fill in the the shaded boxes with the correct numbers.

*Example:*

		3							
	12	13							
					26				
	32			35	36				
41	42								
							58		
						67	68		
			74						
		83	84						90
								99	100

Now you try!

	2								
11	12							19	
					26		28	29	
		33		35	36				
	42	43							
				55					
			64	65					
								78	
						87	88		

# Answer Sheet

## Subtracting 10s on the Hundreds Chart

Subtract 10s by moving straight up the hundreds chart!

Example:

Jill made 43  
muffins for the  
bake sale.

She sold 20.

How many  
muffins did Jill  
have left?

$$\underline{43} - \underline{20} = \underline{23}$$

1	2	3	4	5	6	7	8	9	10
11	12	13	14	15	16	17	18	19	20
21	22	23	24	25	26	27	28	29	30
31	32	33	34	35	36	37	38	39	40
41	42	43	44	45	46	47	48	49	50
51	52	53	54	55	56	57	58	59	60
61	62	63	64	65	66	67	68	69	70
71	72	73	74	75	76	77	78	79	80
81	82	83	84	85	86	87	88	89	90
91	92	93	94	95	96	97	98	99	100



Now you try!

Jose brought 24  
cupcakes to class  
for his birthday.

The students in  
his class ate 20 of  
the cupcakes.

How many  
cupcakes did he  
have left?

$$\underline{24} - \underline{20} = \underline{4}$$

1	2	3	4	5	6	7	8	9	10
11	12	13	14	15	16	17	18	19	20
21	22	23	24	25	26	27	28	29	30
31	32	33	34	35	36	37	38	39	40
41	42	43	44	45	46	47	48	49	50
51	52	53	54	55	56	57	58	59	60
61	62	63	64	65	66	67	68	69	70
71	72	73	74	75	76	77	78	79	80
81	82	83	84	85	86	87	88	89	90
91	92	93	94	95	96	97	98	99	100



# Answer Sheet

## More Practice Subtracting 10s on the Hundreds Chart

Subtract 10s by moving straight up the hundreds chart!

**Example:**

Kim drew 54 hearts on a card for her mom.

She erased 10 hearts to make room for a note.

How many hearts did she have left?

$$\underline{54} - \underline{10} = \underline{44}$$

1	2	3	4	5	6	7	8	9	10
11	12	13	14	15	16	17	18	19	20
21	22	23	24	25	26	27	28	29	30
31	32	33	34	35	36	37	38	39	40
41	42	43	44	45	46	47	48	49	50
51	52	53	54	55	56	57	58	59	60
61	62	63	64	65	66	67	68	69	70
71	72	73	74	75	76	77	78	79	80
81	82	83	84	85	86	87	88	89	90
91	92	93	94	95	96	97	98	99	100

**Now you try!**

Zoe picked 59 cherry tomatoes from the garden.

She used 30 of them for a big salad.

How many cherry tomatoes were left?

$$\underline{59} - \underline{30} = \underline{29}$$

1	2	3	4	5	6	7	8	9	10
11	12	13	14	15	16	17	18	19	20
21	22	23	24	25	26	27	28	29	30
31	32	33	34	35	36	37	38	39	40
41	42	43	44	45	46	47	48	49	50
51	52	53	54	55	56	57	58	59	60
61	62	63	64	65	66	67	68	69	70
71	72	73	74	75	76	77	78	79	80
81	82	83	84	85	86	87	88	89	90
91	92	93	94	95	96	97	98	99	100