

Holiday Survival Pack

5th
Grade



Table of Contents

Holiday Survival Pack

Holiday Sudoku *

Holiday Scavenger Hunt

Winter Playing Cards

Connect the Snowflakes

Ha-Ha Holiday Jokes!

How to Draw an Elf

Design an "Ugly Christmas Sweater"

Santa's New Look

Words in a Word: Christmas

"Merry Christmas" 'Round the World

How to Draw Santa Claus

Winter Sudoku *

Winter Fun Crossword *

Rebus Puzzles #1 *

Rebus Puzzles #2 *

Rebus Puzzles #3 *

How to Draw a Reindeer

Snowflake Sudoku *

"Happy New Year" Around the World

Words in a Word: Happy New Year

Certificate of Completion
Answer Sheets

** Has an Answer Sheet*

Want more workbooks? Join [Education.com Plus](http://www.education.com/education-plus/) to save time and money.
<http://www.education.com/education-plus/>

Holiday Sudoku

Solve the Sudoku puzzle below by filling in the blank spaces with numbers between 1 and 9. Make sure no numbers appear twice in the same row, column or 3x3 square.

1	9		6	4	2		3	
3		8	1	5		9	6	
	5	4			9	2		7
7		6		3	5	8	2	1
5	1			2		6		3
2	8		7	1		4		9
8	7	2	5					6
	3		2		4	7	8	
	6		8	7	1		9	

Difficulty: EASY



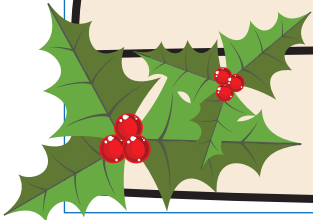
Holiday Scavenger Hunt

Complete this scavenger hunt during your winter break! Each item is worth 1 point. Play along with your family and friends and compare your scores to see who discovered the most items!

Photo Challenge (optional): Grab your camera and photograph every item you find!


- ___ Picture with Santa
- ___ Ugly Christmas sweater
- ___ Pet dressed in holiday wear
- ___ Donation bin (Win 3 bonus points if you donate)
- ___ Reindeer
- ___ Christmas lights display set to music
- ___ Poinsettia
- ___ Fruitcake (Earn 2 bonus points if you eat some!)
- ___ Chestnuts roasting on an open fire
- ___ Blow-up Christmas decorations
- ___ Mistletoe (1 bonus point if you spot someone kissing under it)
- ___ Gingerbread house
- ___ "Charlie Brown" Christmas tree
- ___ Life-sized nativity scene
- ___ 5 corny Christmas tunes (list them below - 1 point each)

Total points: _____










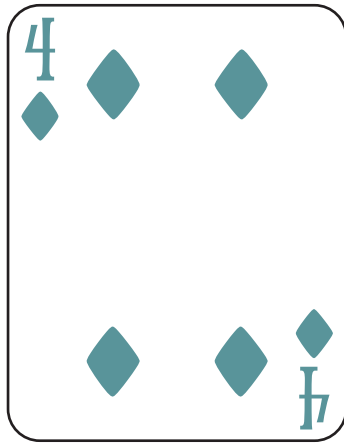





Winter Playing Cards
















Carefully cut out each card to assemble your own deck of winter mini-playing cards.










Carefully cut out each card to assemble your own deck of winter mini-playing cards.



Carefully cut out each card to assemble your own deck of winter mini-playing cards.



Carefully cut out each card to assemble your own deck of winter mini-playing cards.





Connect the Snowflakes

For 2 or more players

Object of the game: Claim the most boxes!

Rules: Players take turns drawing a horizontal or vertical line from one snowflake to an adjacent snowflake. Lines may be drawn anywhere on the board. The player who completes a box claims it by writing their initial in the box as shown. The player completing a box gets a bonus turn. The game ends when the last box is formed. Players count their boxes and the one with the most boxes is the winner!

Example:



Ha-Ha

Holiday Jokes!

Cut out these joke cards and share them with your friends!



What did Adam say on the day before Christmas?

Answer: It's Christmas, Eve!

What's an ig?

Answer: A snow house without a loo

What does Santa use to take pictures?

Answer: A North POLE-roid

Why do seals swim in salt water?

Answer: Because pepper water makes them sneeze!

What do elves learn in school?

Answer: The elf-abet

What goes red, white, red, white, red, white?

Answer: Santa rolling down a hill!

Why do birds fly south for the winter?

Answer: Because it's too far to walk.

What vegetable is forbidden on the ships of Artic explorers?

Answer: Leeks!

Ha-Ha

Holiday Jokes!

Cut out these joke cards and share them with your friends!



What do you call a reindeer with no eyes?

Answer: I have no eye deer...

What do you get if Santa goes down the chimney when the fire is lit?

Answer: Crisp Cringle

What do you use to catch an Artic hare?

Answer: A hare net

What do you call a snowman in July?

Answer: A puddle

What did the big furry hat say to the warm woolly scarf?

Answer: "You hang around while I go on ahead."

Why is Rudolph so good at playing trivia?

Answer: He NOSE a lot (and he's bright!)

If Santa Claus and Mrs. Claus had a child, what would he be called?

Answer: A subordinate clause

What kind of math do Snowy Owls like?

Answer: Owlgebra

Ha-Ha

Holiday Jokes!

Cut out these joke cards and share them with your friends!



What do you get when you cross a snowman with a vampire?

Answer: A Frostbite!

Why was Santa's little helper depressed?

Answer: He had low elf esteem

Which reindeer has the worst manners?

Answer: RUDE-olph

What do you call people who are afraid of Santa Claus?

Answer: Claustrophobic

What do snowmen eat for lunch?

Answer: Icebergers

Why did the gingerbread man go to the doctor?

Answer: Because he was feeling crummy

What color is the winter wind?

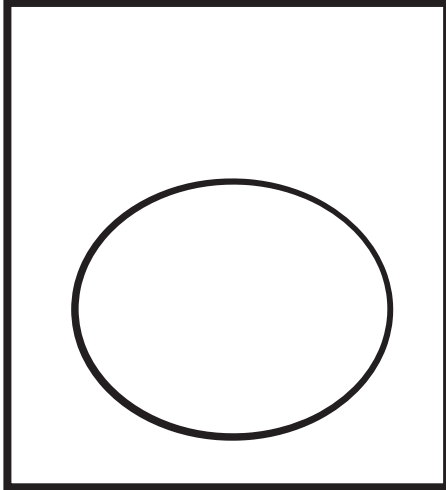
Answer: Blew

What did the ocean say to the iceberg?


Answer: Nothing, it just waved.

How to draw an elf


Follow these steps to draw an elf using simple shapes.



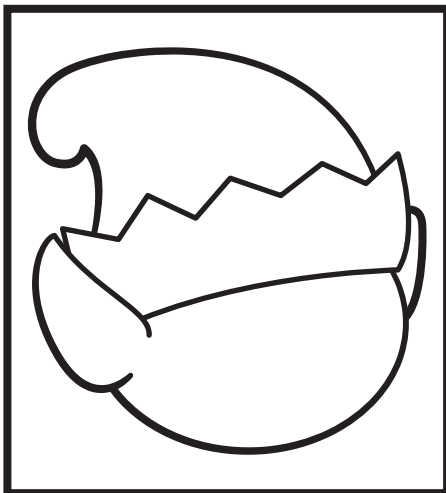
Step One: Draw an oval for the elf's head. The oval can be any shape you want it to be! Try drawing different elves using ovals of different sizes.




Step Two: Draw the elf's long, pointy ears. Again, be creative with the shape! Remember to erase anywhere the oval overlaps the ear.




Step Three: Draw the base of the elf's hat. Here are a few other ideas for the trim of the hat:



Step Four: Draw the top of the hat behind the trim. Be creative! Make the shape of the hat as long, rounded or pointy as you want.



Step Five: Last, draw the face and other details. An elf's nose is long and pointy. Is your elf happy or sad? Experiment by drawing elves with different emotions.




Step Six: You're all done! Now you can color in your elf with markers or crayons.

Share your drawing of your elf with your classmates and friends!

Design an "Ugly Christmas Sweater"


Donning a cozy Christmas sweater is a familiar holiday tradition. These sweaters can be simple or outrageously wacky! Have fun designing your own silly sweater below. Give your sweater holiday cheer by making it extra colorful!



Santa's NEW LOOK!

Santa needs a new look! Even though he loves his old red coat and hat, he feels like he needs to keep up with the times. Help design Santa a new suit and hat for this holiday season!

Requirements: It must include the Christmas colors, and it must be jolly!



Words in a Word

How many words can you find in the letters of "Christmas"? Cut out the letters below and use them to help you make words. Each word must have at least 3 letters.

1. _____
2. _____
3. _____
4. _____
5. _____
6. _____
7. _____
8. _____
9. _____
10. _____
11. _____
12. _____
13. _____
14. _____
15. _____
16. _____
17. _____
18. _____
19. _____
20. _____
21. _____
22. _____
23. _____
24. _____
25. _____
26. _____
27. _____
28. _____
29. _____
30. _____

C H R I S T M A S

"Merry Christmas" 'Round the World

Every year Christmas is celebrated in many countries all over the world. Saying "Merry Christmas" in a different language is a fun way to impress your friends and spread holiday cheer!



Frohe Weihnachten

German

Miilaad Majiid

Arabic

Joyeux Noël

French

Sheng Dan Kuai Le

Chinese (Mandarin)

Mele Kalikimaka

Hawaiian

VESELÉ VÁNOCE

Czech

Feliz Natal

Portuguese

Buon Natale

God Jul

Swedish

Maligayang Pasko

Tagalog

Italian

Chúc Mừng Giáng Sinh

Vietnamese

Mutlu Noeller


Turkish




HOW TO DRAW SANTA CLAUS



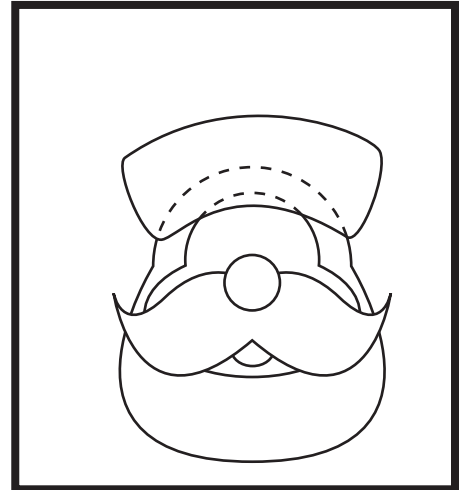
Ho! Ho! Ho! Follow these steps to draw Santa using simple shapes.




Step One: Draw a circle and an oval underneath it. Erase the oval where it overlaps the circle (shown by the dotted line).




Step Two: Draw Santa's hair and beard around his face. Also draw his mustache, nose and mouth. Remember to erase where the shapes overlap. Make the shape of his beard and mustache however you'd like!



Step Three: Begin drawing Santa's hat. Draw a rounded, arched rectangle above Santa's head. Erase the lines which overlap the rectangle.



Step Four: Draw a curvy half circle to make the top part of Santa's hat. At the very tip of the hat, draw a circle for the poof-ball. Remember to erase any lines overlapping the rectangle drawn in step three.



Step Five: Lastly, draw in Santa's eyebrows and eyes. Remember, you can draw his eyes however you'd like! Here are a few examples:



Step Six: You're all done! Now you can color in your Santa with markers or crayons.

Share your drawing of Santa with your classmates and friends!

Winter Fun Crossword





Across:

- 1 To keep warm, wear this.
- 4 These are people who know a lot about snow.
- 5 When animals move to somewhere warm, they do this.
- 6 A traditional Hanukkah gift.
- 8 When walking on icy ground, watch your _____.
- 10 "Let it _____!"
- 12 A famous song is called "Winter _____."
- 13 These help when driving through snow.
- 14 Hot _____ is a popular cold-weather drink.
- 16 People like to sit by this to warm up.
- 18 A sport that's on TV during the winter.
- 19 A spike of ice.
- 20 When skin freezes, it suffers from frost_____.

Down:

- 1 The winter _____ falls on December 20 or 21.
- 2 People put their presents under this.
- 3 You need these to have fun on an ice rink.
- 5 These keep your hands warm.
- 7 A vehicle that clears snow from roads.
- 9 One of the coldest parts of the Earth is the North _____.
- 11 Not a ski.
- 14 Another word for cold.
- 15 Many animals, including bears, do this every winter.
- 16 Snow _____ are symmetrical, but no two are alike.
- 17 This helps melt icy roads.





What's a rebus puzzle?

Rebus puzzles are pictures, often made with letters and words, which cryptically represent a word, phrase, or saying. Try solving the following rebus puzzles.



1. _____



2. _____




3. _____




4. _____



5. _____



6. _____



What's a rebus puzzle?

Rebus puzzles are pictures, often made with letters and words, which cryptically represent a word, phrase, or saying. Try solving the following rebus puzzles.



1. _____ 2. _____



3. _____ 4. _____



5. _____ 6. _____




What's a rebus puzzle?

Rebus puzzles are pictures, often made with letters and words, which cryptically represent a word, phrase, or saying. Try solving the following rebus puzzles.



1. _____ 2. _____




3. _____ 4. _____




5. _____ 6. _____

How to draw a reindeer


Follow these steps to draw a reindeer using simple shapes.




Step One: Draw an oval for the reindeer's head. To the lower right of the oval, draw a tilted oval for its snout, but do not close the oval. For the nose, draw a small, slanted oval above the snout and erase where the snout overlaps the nose.




Step Two: Draw the reindeer's eyes by drawing a medium circle in the middle of the head. Next draw a smaller circle within the medium circle, and an even smaller circle within that circle. The way the reindeer is looking depends on where you place these circles.




Step Three: Draw the reindeer's ears and antlers. Be sure to draw another ear behind the antlers. You can choose the shape of your reindeer's antlers! Remember to erase wherever the head overlaps the ear, as shown above.



Step Four: Draw the body of the reindeer. First draw the neck with two vertical lines that connect into a lemon shape. Design a tail at the right end of the body.



Step Five: Last, draw the legs and hooves. Remember two legs will be in front and two legs in the back.



Step Six: You're all done! Now you can color in your reindeer with markers or crayons.

Share your drawing of your reindeer with your classmates and friends!

Snowflake Sudoku

Solve the Sudoku puzzle below by filling in the blank spaces with numbers between 1 and 9. Make sure no numbers appear twice in the same row, column or 3x3 square.

7	3			9			4	
	1	8						5
5		4			1			
8			9		5			
	5		4	3	6		1	
			1		7			2
			6			1		9
3						7	2	
	9			7			8	6

Difficulty: CHALLENGING

"Happy New Year" Around the World

Ring in the New Year with international flair by greeting your friends and family a "Happy New Year" in twelve different languages!

Gutes Neues Jahr

German

Bonne Année

French

Kul'am Wa Antum Bikhair

Arabic

Xin Nian Yu Xuai

Chinese (Mandarin)

Hauoli Makahiki Hou

Hawaiian

STASTNY NOVY ROK

Czech

Feliz Ano Novo

Portuguese

Buon Capo d'Anno

Italian

Yeni Yiliniz Kutlu Olsun

Turkish

Gott Nytt År

Swedish

Chuc Mung Nam Moi

Vietnamese

Maligayang Bagong Taon

Tagalog

Words in a Word

How many words can you find in the letters of "Happy New Year"? Cut out the letters below and use them to help you make words. Each word must have at least 3 letters.

1. _____

2. _____

3. _____

4. _____

5. _____

6. _____

7. _____

8. _____

9. _____

10. _____

11. _____

12. _____

13. _____

14. _____

15. _____

16. _____

17. _____

18. _____

19. _____

20. _____

21. _____

22. _____

23. _____

24. _____

25. _____

26. _____

27. _____

28. _____

29. _____


30. _____

✂

H	A	P	P	Y	N	E	W
Y	E	A	R				

Great job!

is an Education.com reading superstar



Answer Sheets

Holiday Survival Pack

Holiday Sudoku
Winter Sudoku
Winter Fun Crossword
Rebus Puzzles #1
Rebus Puzzles #2
Rebus Puzzles #3
Snowflake Sudoku

Want more workbooks? Join Education.com Plus to save time and money.
<http://www.education.com/education-plus/>

Answer Sheet

Holiday Sudoku

Solve the Sudoku puzzle below by filling in the blank spaces with numbers between 1 and 9. Make sure no numbers appear twice in the same row, column or 3x3 square.

1	9	7	6	4	2	3	8	
3	2	8	1	5	7	9	6	4
6	5	4	3	8	9	2		7
7	4	6	9	3	5	8	2	1
5	1	9	4	2	8	6	7	3
2	8		7	1	6	4	5	9
8	7	2	5	9	3	1	4	6
9	3	1	2	6	4	7	8	5
4	6		8	7	1	3	9	2

Difficulty: EASY

Answer Sheet

Winter Sudoku

Solve the Sudoku puzzle below by filling in the blank spaces with numbers between 1 and 9. Make sure no numbers appear twice in the same row, column or 3x3 square.



1	2	4	7	5	3	6	8	9
3	7	8	9	6	4	2	5	1
5	9	6	8	1	2	3	4	7
6	3	9	5	2	7	8	1	4
8	1	2	3	4	9	7	6	5
7	4	5	6	8	1	9	2	3
4	8	3	1	7	6	5	9	2
2	6	7	4	9	5	1	3	8
9	5	1	2	3	8	4	7	6

Difficulty: MEDIUM

Answer Sheet

Winter Fun Crossword




Across:


- To keep warm, wear this.
- These are people who know a lot about snow.
- When animals move to somewhere warm, they do this.
- A traditional Hanukkah gift.
- When walking on icy ground, watch your ____.
- "Let it ____!"
- A famous song is called "Winter _____."
- These help when driving through snow.
- Hot _____ is a popular cold-weather drink.
- People like to sit by this to warm up.
- A sport that's on TV during the winter.
- A spike of ice.
- When skin freezes, it suffers from frost ____.

Down:

- The winter _____ falls on December 20 or 21.
- People put their presents under this.
- You need these to have fun on an ice rink.
- These keep your hands warm.
- A vehicle that clears snow from roads.
- One of the coldest parts of the Earth is the North ____.
- Not a ski.
- Another word for cold.
- Many animals, including bears, do this every winter.
- Snow _____ are symmetrical, but no two are alike.
- This helps melt icy roads.



Answer Sheet



What's a rebus puzzle?

Rebus puzzles are pictures, often made with letters and words, which cryptically represent a word, phrase, or saying. Try solving the following rebus puzzles.



1. ----- **space invaders**



2. ----- **forgive and forget**




3. ----- **in between jobs**



4. ----- **middle aged**



5. ----- **jack in the box**



6. ----- **crossbreed**

Answer Sheet



What's a rebus puzzle?

Rebus puzzles are pictures, often made with letters and words, which cryptically represent a word, phrase, or saying. Try solving the following rebus puzzles.



1. **half-hearted**



2. **third world**



3. **split personality**



4. **side show**



5. **tickled pink**



6. **small talk**

Answer Sheet



What's a rebus puzzle?


Rebus puzzles are pictures, often made with letters and words, which cryptically represent a word, phrase, or saying. Try solving the following rebus puzzles.



1. man overboard



2. quite right



3. deep in thought



4. pretty please



5. tall order

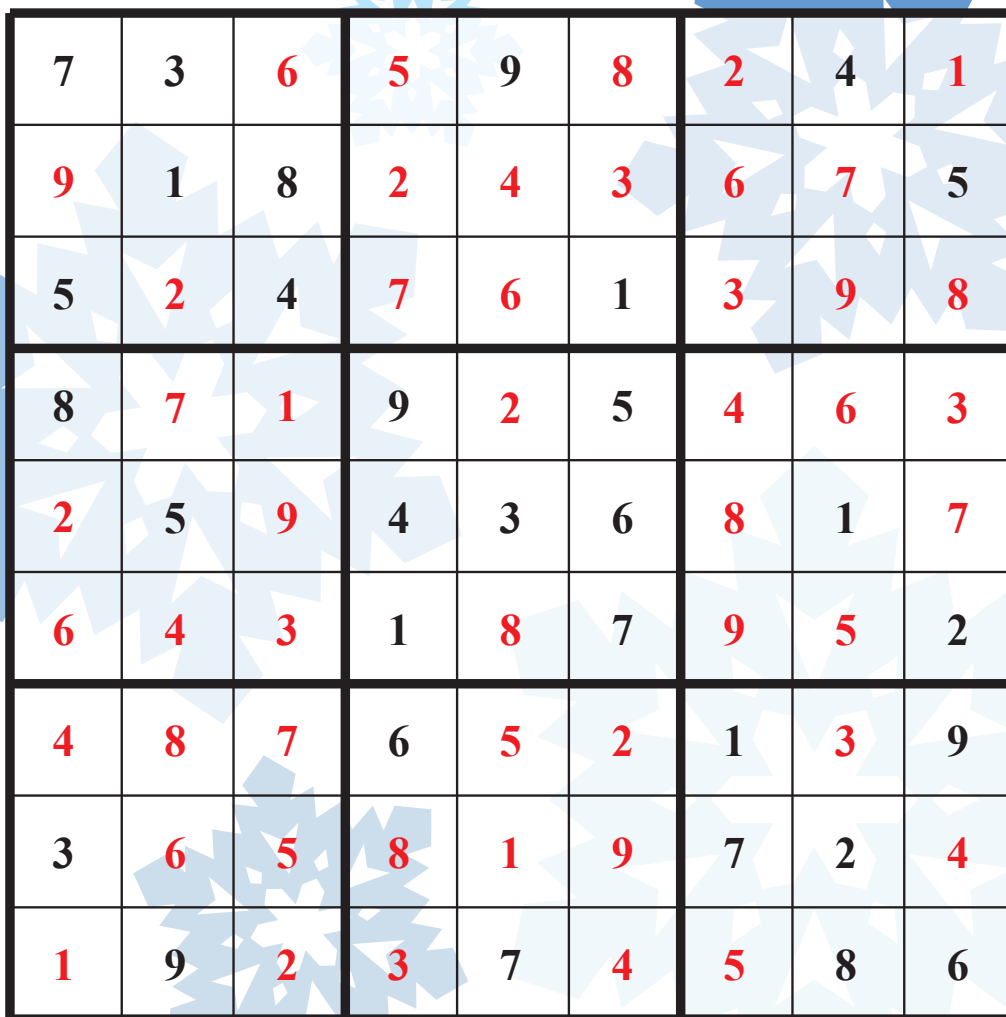


6. first lady

Answer Sheet

Snowflake Sudoku

Solve the Sudoku puzzle below by filling in the blank spaces with numbers between 1 and 9. Make sure no numbers appear twice in the same row, column or 3x3 square.



7	3	6	5	9	8	2	4	1
9	1	8	2	4	3	6	7	5
5	2	4	7	6	1	3	9	8
8	7	1	9	2	5	4	6	3
2	5	9	4	3	6	8	1	7
6	4	3	1	8	7	9	5	2
4	8	7	6	5	2	1	3	9
3	6	5	8	1	9	7	2	4
1	9	2	3	7	4	5	8	6

Difficulty: CHALLENGING