








# Life Cycles

2<sup>nd</sup>  
GRADE



# Table of Contents

---

## Life Cycles











Find the Parents  
Life Cycles  
Life Cycle of a Dragonfly  
Life Cycle of a Butterfly  
The Life of a Bug  
Make a Butterfly Pie Chart!  
Life Cycle of a Fish  
Life Cycle of a Frog  
Life Cycle of a Turtle  
Life Cycle of a Bird  
Life Cycle of a Mouse  
Life Cycle of a Kangaroo  
Life Cycle of a Plant  
Your Life Cycle

*Certificate of Completion*

Want more workbooks? Join Education.com Plus to save time and money.  
<http://www.education.com/education-plus/>

# Find The Parents

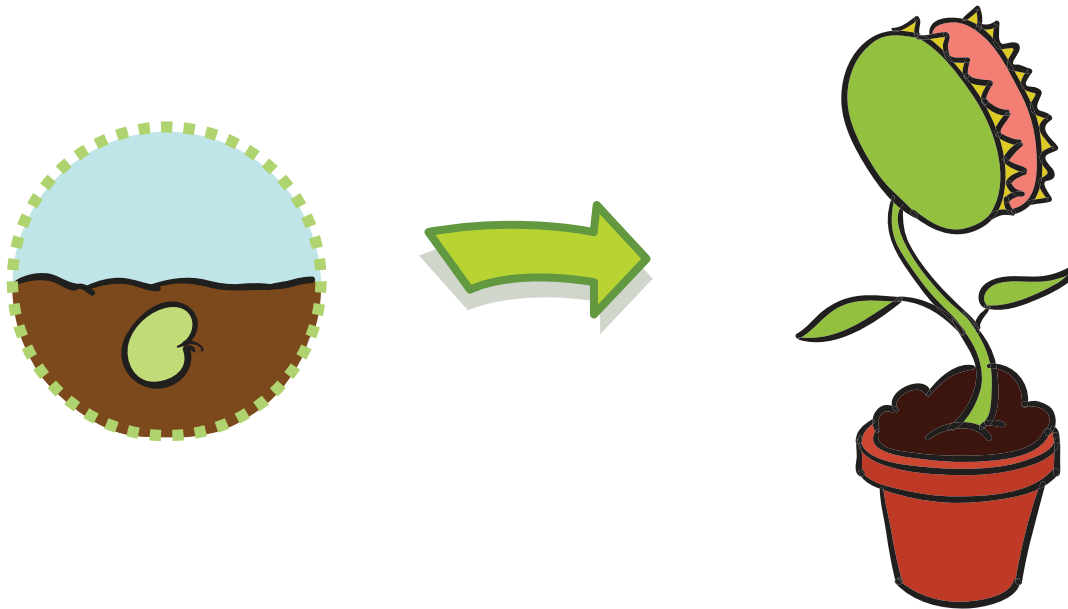
Although these turtles are the same species, they look different. The offspring resembles the parents. Draw a line to match the baby turtle with their parent.



# Life

# Cycles

**What is a life cycle?** It is a series of changes that a living plant or animal goes through in order to grow from birth to adulthood. Some go through simple changes. For example, when a bear is born it looks almost the same as it will when it becomes an adult. Other plants and animals go through a complex change called *metamorphosis*. They are born looking one way and end up very different. Some insects, like the butterfly, are creatures that go through metamorphosis.





**Metamorphosis:** is a series of physical changes that some animals go through in order to become adults. Many insects go through metamorphosis.

# Life

# Cycles

What will these baby animals look like when they grow up? Draw a line to match the baby animal with the adult version, and write its name in the space.



## Word Bank

Frog

Chicken

Caterpillar






Butterfly

Chick

Tadpole

Tree

Seed

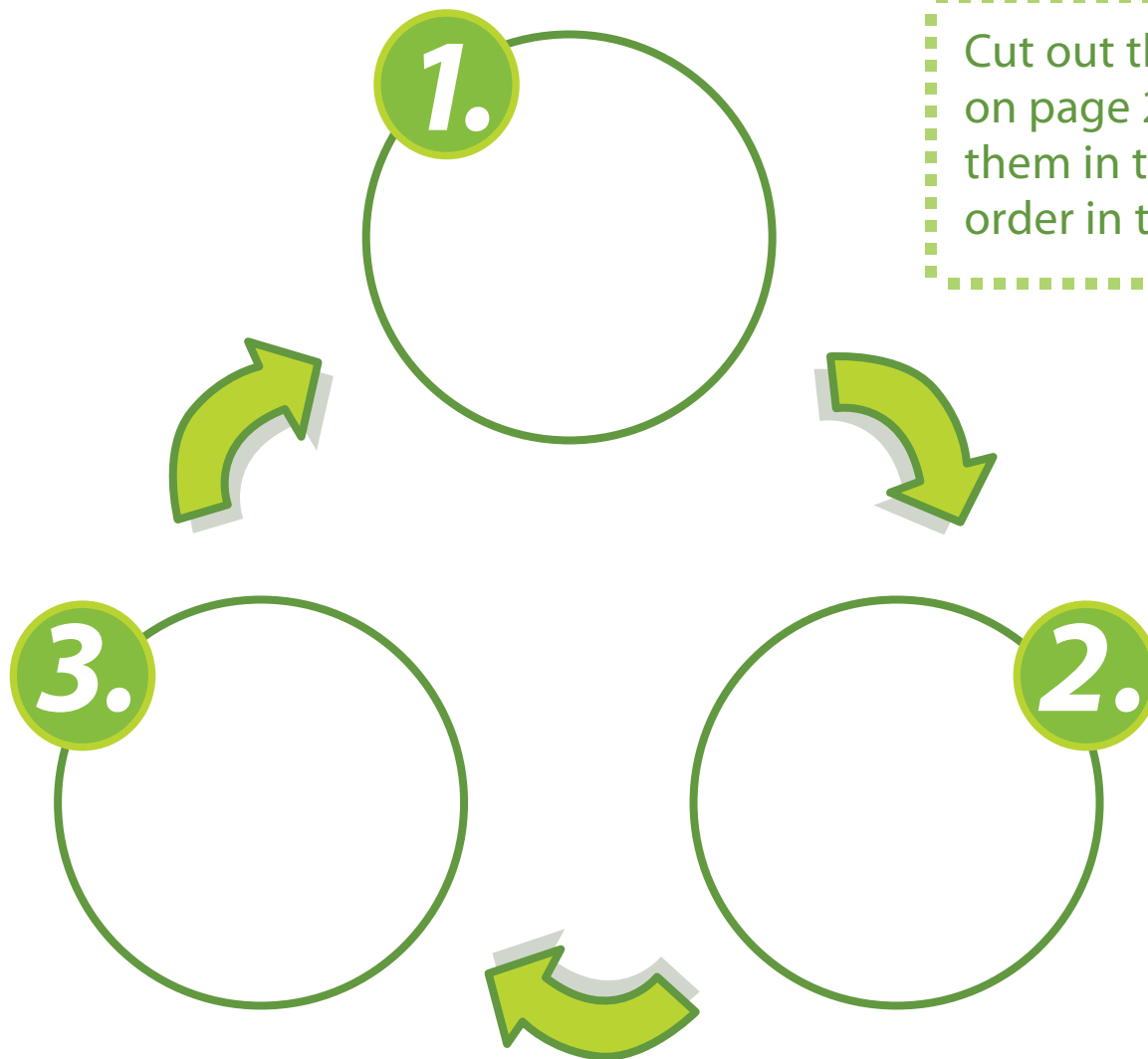


# Life Cycle of a Dragonfly



**Insects** are *invertebrates*. This means that their skeletons are on the outside of the body, instead of inside. It is called an *exoskeleton*. An insect's body is divided into three sections: the head, the thorax and the abdomen. They have two antennae and six legs and they hatch from eggs. Some insects go through three stages of a life cycle, and some go through four stages.

The dragonfly goes through three stages of a life cycle.




Cut out the pictures on page 2 and paste them in the correct order in the life cycle.

# Life Cycle of a Dragonfly



The female dragonfly lays her **eggs** on a plant in the water. The eggs hatch after a few weeks. The baby dragonflies are called **nymphs**. They live in fresh water for up to four years! Dragonflies, unlike butterflies, go through incomplete metamorphosis, which means they don't have a pupa stage (no cocoon). When they finish growing, they climb up a plant, shed their skin and become an **adult**, with very strong wings and large eyes with many lenses.

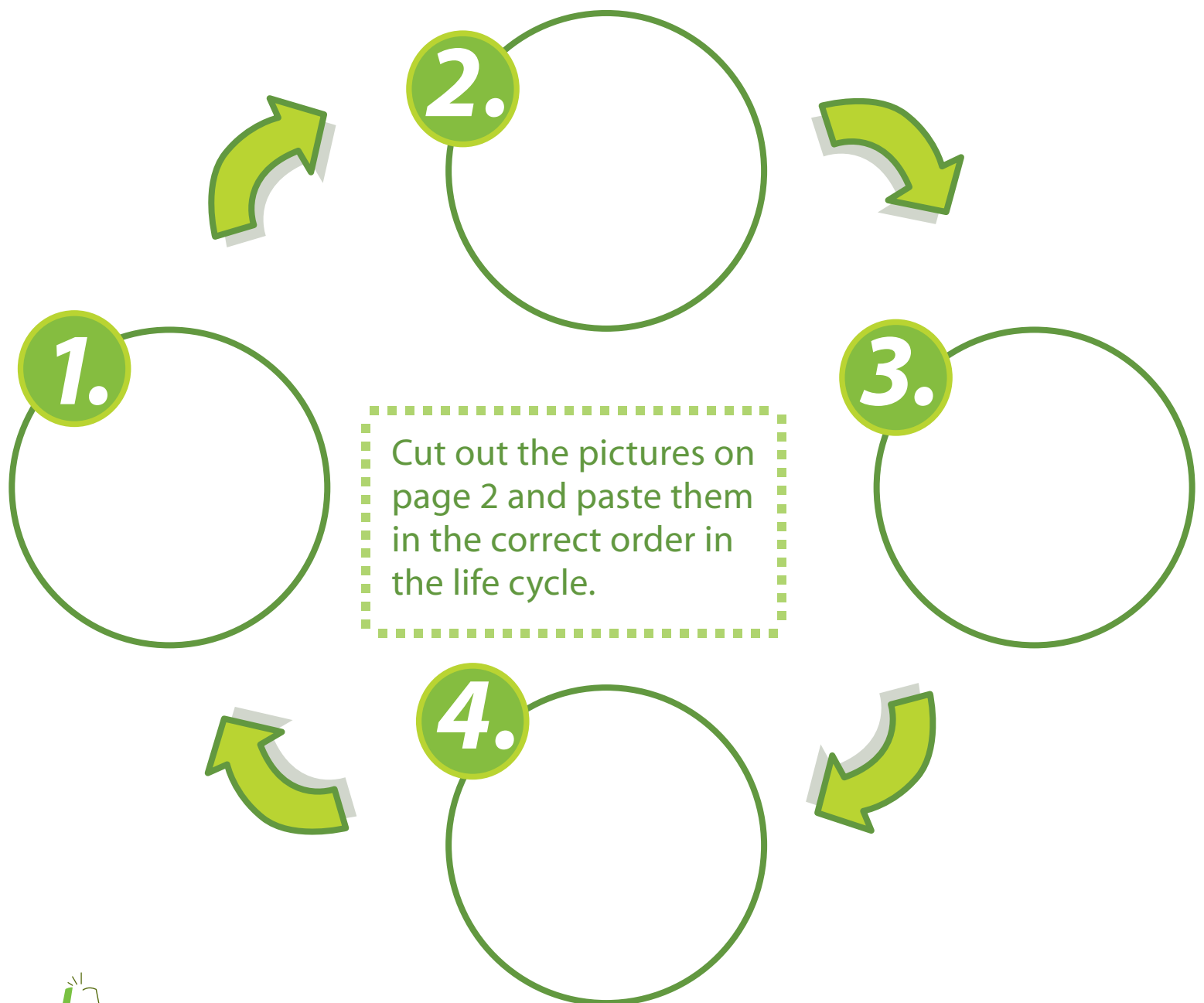


# Life Cycle of a Butterfly



**Insects** are *invertebrates*. This means that their skeletons are on the outside of the body, instead of inside. It is called an *exoskeleton*. An insect's body is divided into three sections: the head, the thorax and the abdomen. They have two antennae and six legs and they hatch from eggs. Some insects go through three stages of a life cycle, and some go through four stages.


The butterfly goes through four stages of a life cycle.



# Life Cycle of a Butterfly



Butterflies start life as tiny **eggs** laid on top of leaves. The butterfly lays them on leaves they like to eat. When the egg hatches, out comes the **larva, or caterpillar**. They eat and eat. As they grow, they shed their skin or *exoskeleton*. When the caterpillar has grown to its full size, it cocoons as a **chrysalis**. This is called the pupa stage. When the caterpillar is done forming inside the pupa, a **butterfly** will emerge. At first its wings are folded, but within hours they pump blood into them and are ready to fly.




# The Life of a Bug

Anthony has a report due tomorrow! Can you help him finish it?  
Use the word bank to fill in the blank spots and finish this report.

## The Amazing Butterfly

The butterfly is an amazing insect. When it begins life it starts out as an \_\_\_\_\_. Soon a small and very hungry caterpillar emerges. Caterpillars are also called \_\_\_\_\_. The caterpillar eats and grows until one day it climbs on a leaf and makes a \_\_\_\_\_, also called a chrysalis. This is the \_\_\_\_\_ stage. After a couple of weeks, the caterpillar breaks out of the chrysalis in the form of a beautiful butterfly.



### Word Bank

Metamorphosis

Pupa

Caterpillar

Larva

Adult





Egg

Cocoon



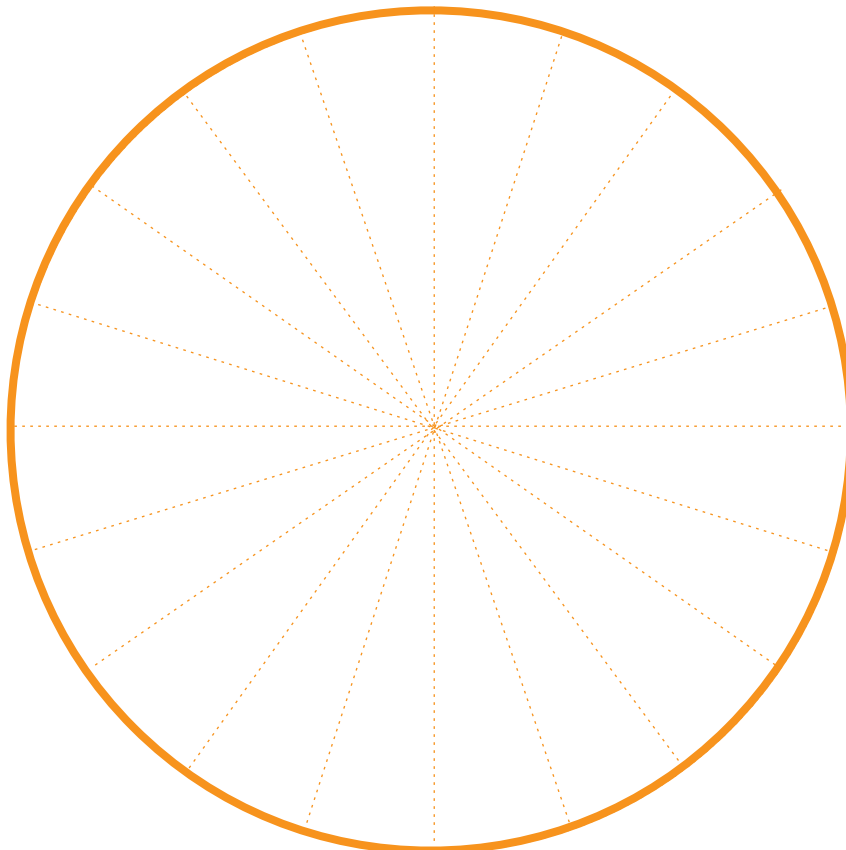
# MONARCH BUTTERFLY

Lulu wants to compare the life cycle of a Monarch Butterfly. She has been observing a Monarch Butterfly through its egg to adult stages in life. In the chart below she wrote down how long each cycle lasted. This Monarch Butterfly is 40 days old.

			
EGG	LARVA (caterpillar)	PUPA (chrysalis)	ADULT
4 days	12 days	8 days	16 days

## DIRECTIONS:

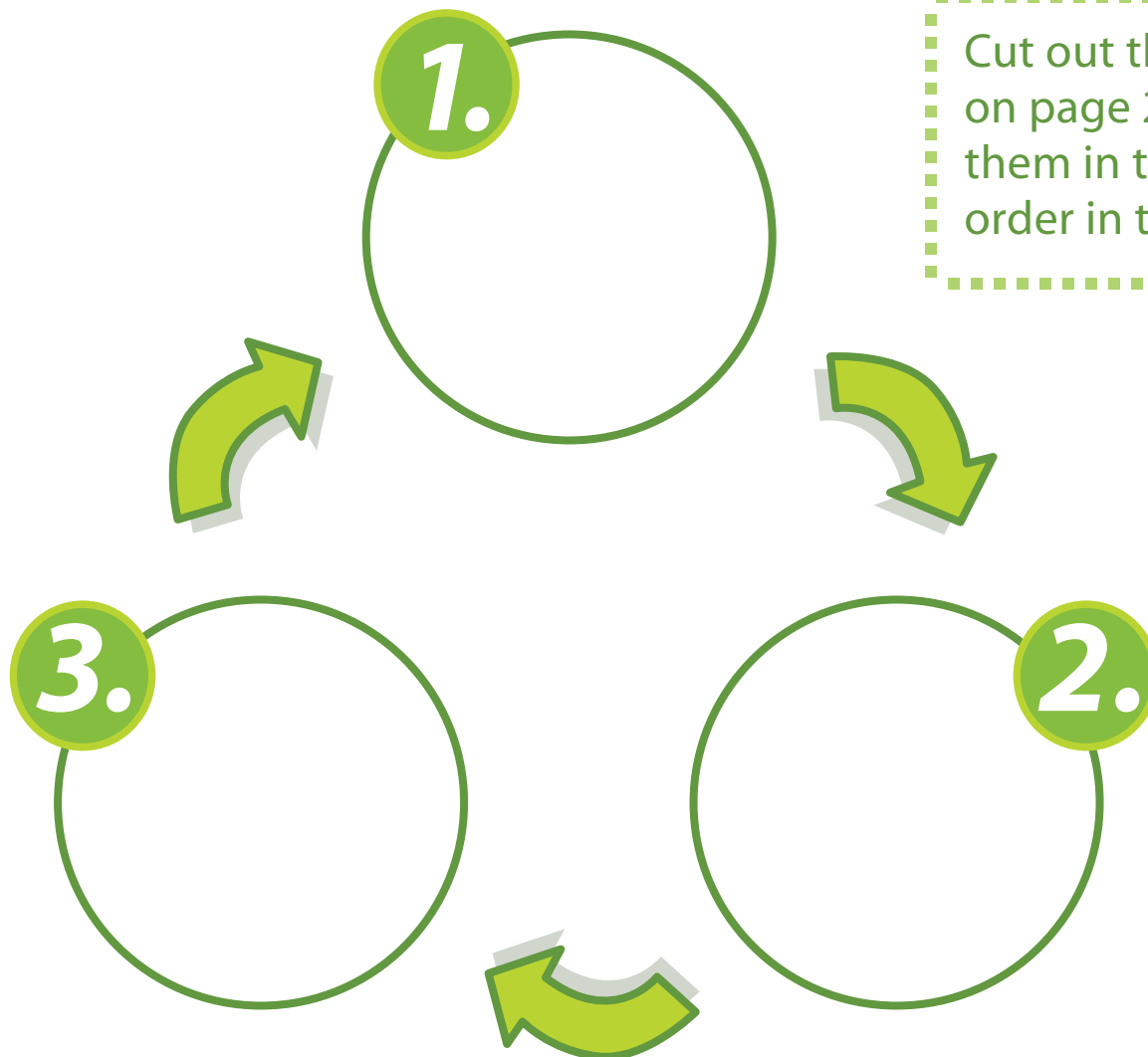
This is a pie chart. Each piece of pie represents **2 days** in the life cycle of this monarch butterfly. Color the correct number of pie pieces **yellow** to show how many days the butterfly was an egg. Color the correct number of pie pieces **blue** for the larva stage, **green** for the pupa stage, and **orange** for the adult stage.



# Life Cycle of a Fish



**Fish** live in the water. They are also cold-blooded, which means their body temperature changes if the temperature of the water changes. Fish lay eggs. They have scales, fins, tails, and gills instead of lungs. The largest fish is the whale shark. It can grow to be 65 feet long. The smallest fish in the world is called the *Paedocypris* fish, and it is just 7.9 mm long!





Cut out the pictures on page 2 and paste them in the correct order in the life cycle.

# Life Cycle of a Fish

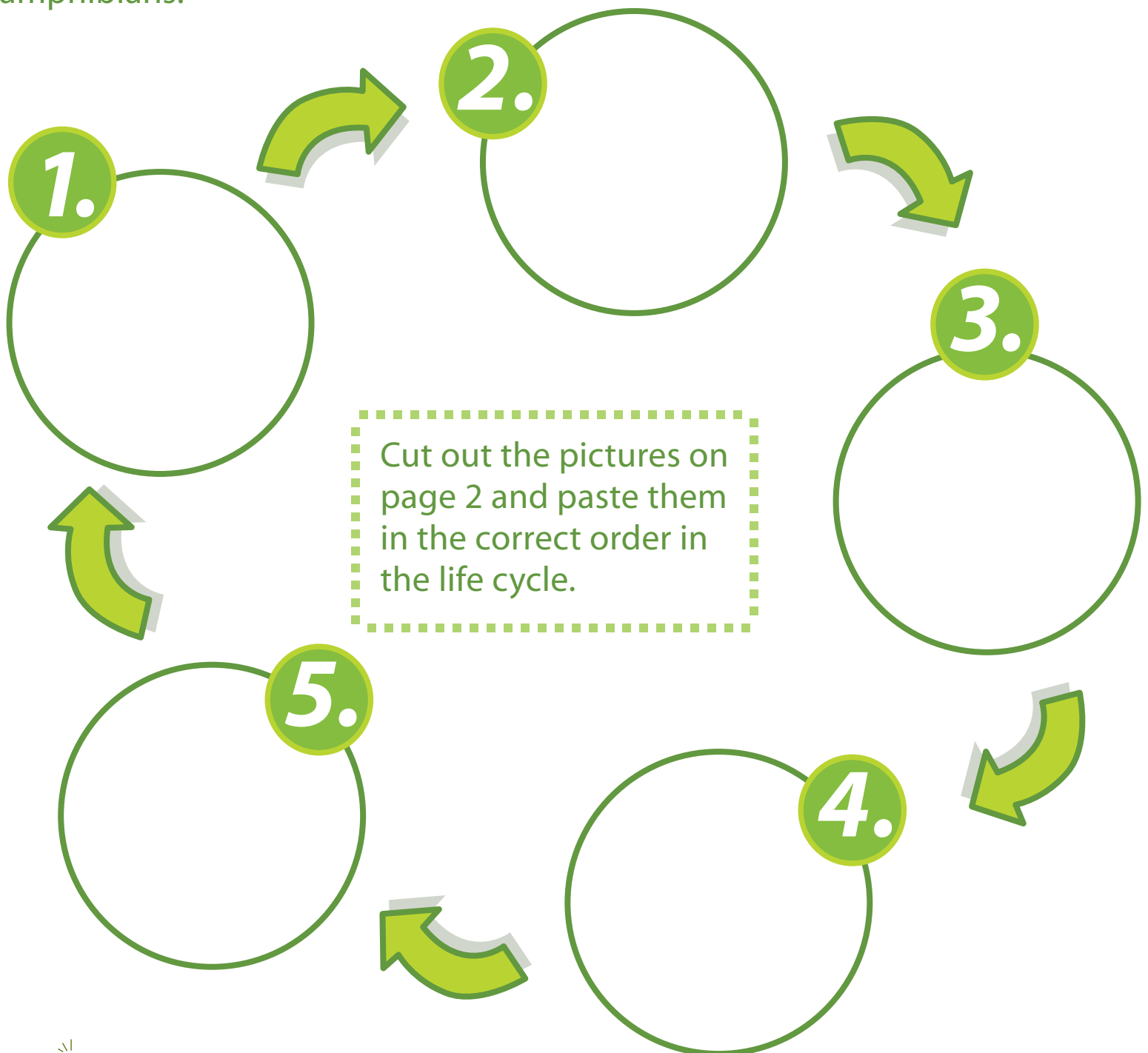


Most fish are born in soft-covered **eggs** outside the mother's body. The parents usually don't protect the eggs, but there are so many of them that enough survive. When the eggs hatch the **young** look very much like the adult, but many fish become more colorful as full **adults**.





# Life Cycle of a Frog

**Amphibians** are animals that live on both land and water. They are cold-blooded, and have mostly smooth skin with no hair or fur. Amphibians are usually born in the water breathing with gills, but then they change into air-breathing adults. Frogs, toads and salamanders are examples of amphibians.




# Life Cycle of a Frog

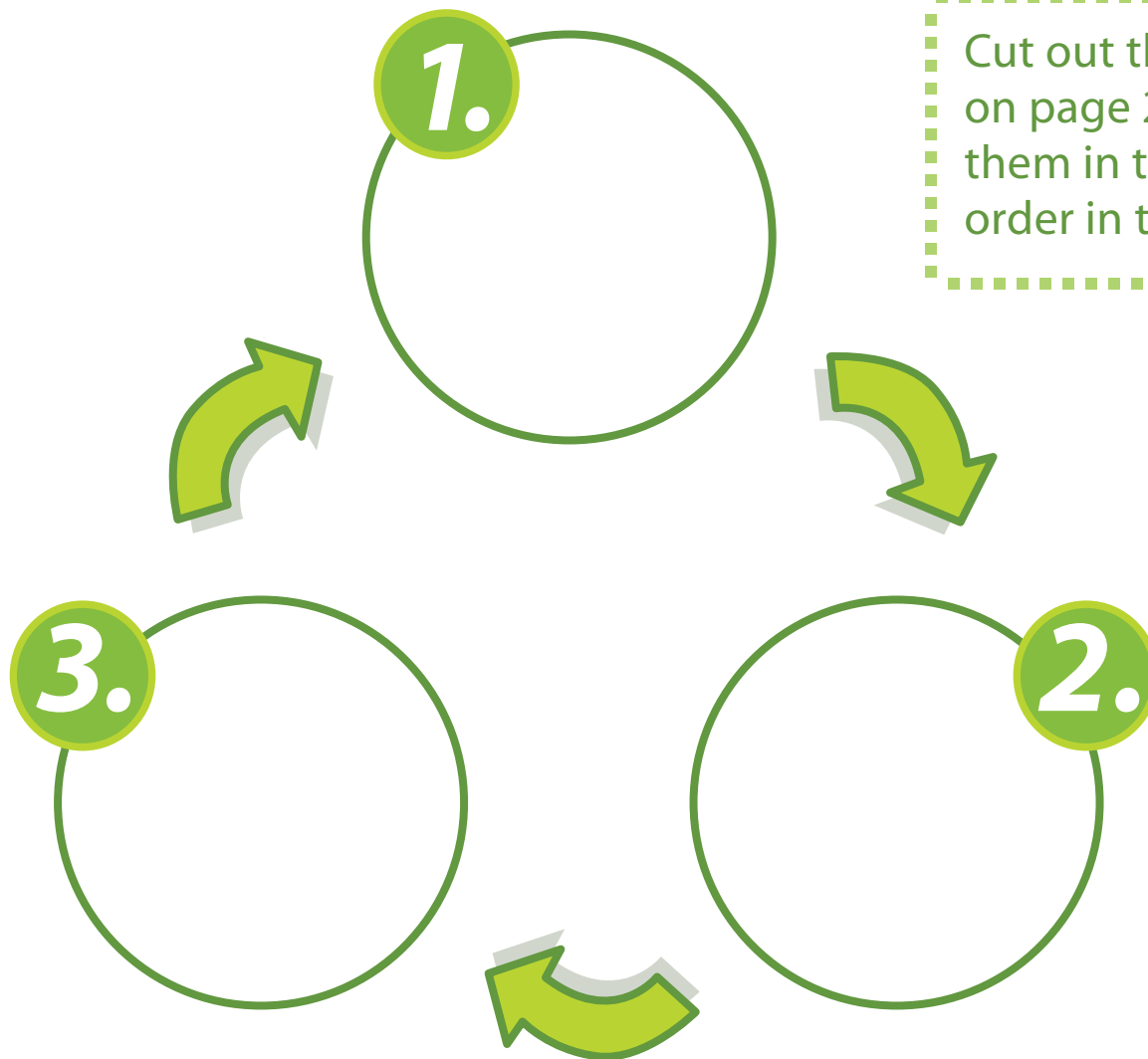
Frogs are born as **eggs** in the water. When the egg hatches it turns into a **tadpole** that has gills to breathe. After 6-9 weeks the tadpole's **legs** start to sprout. After 12 weeks the little tadpole becomes a **froglet** -- its legs get bigger and it begins to breathe with lungs instead of gills. The froglet becomes an adult frog when its **tail disappears** completely. Soon the frog will be ready to lay eggs of its own.



# Life Cycle of a Turtle




**Reptiles** are animals that have dry skin with scales. Most reptiles lay eggs. They have ear holes instead of ears, and they will either have 4 legs, like a lizard, or no legs, like a snake. They are cold-blooded, which means that their bodies react to the temperature of the surroundings. Many reptiles are born without their mothers and don't need their mothers to take care of them.





Cut out the pictures on page 2 and paste them in the correct order in the life cycle.

# Life Cycle of a Turtle



Female turtles lay **eggs** in holes they dig in the sand, in the mud or underwater. Turtle eggs have a very tough shell. When the egg hatches the young turtle is called a **hatchling**. Once they hatch they look a lot like the adult they will become. Hatchlings eat and grow until they become **adults** and are ready to lay their own eggs.

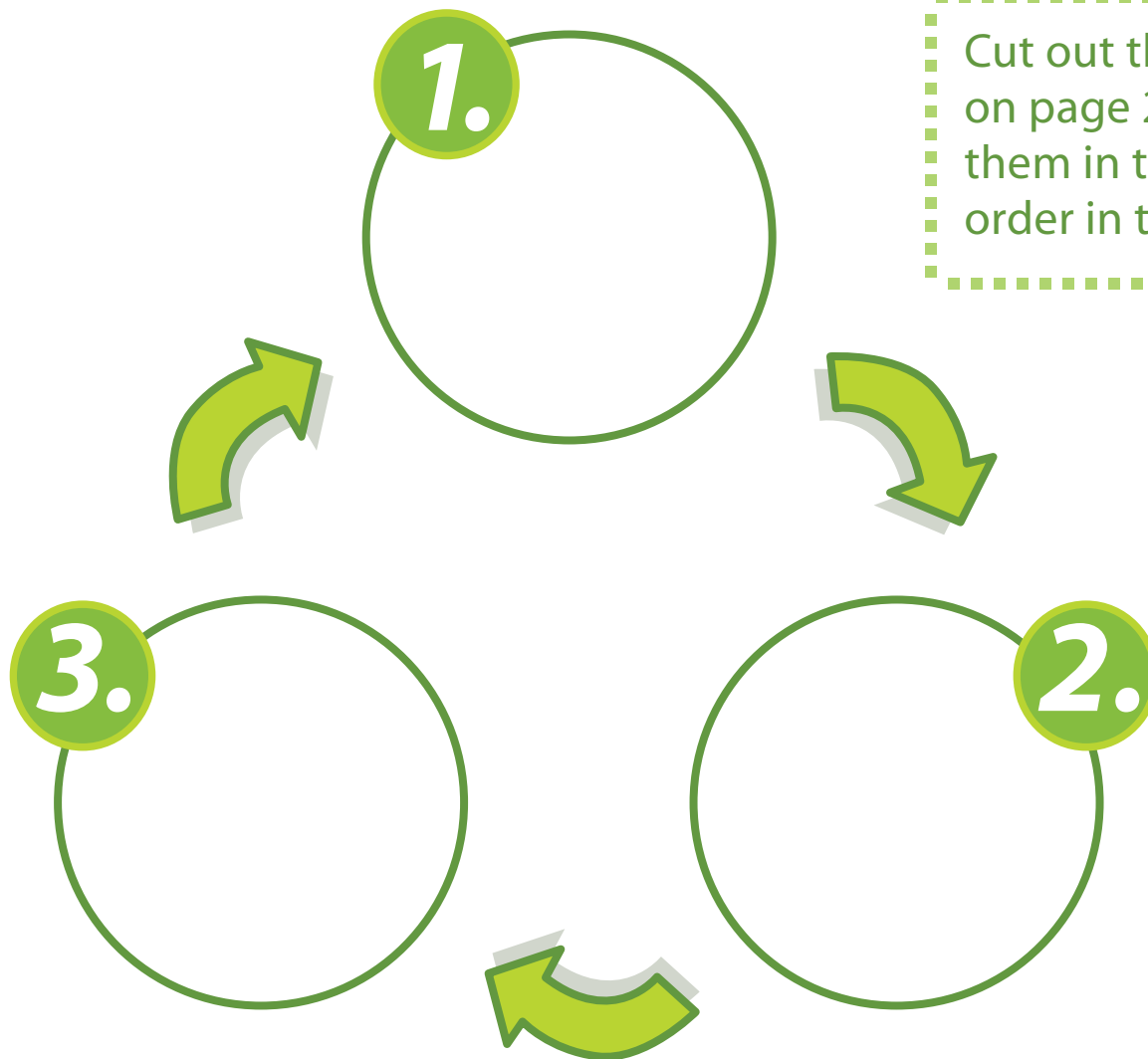
Turtles live in hot areas like deserts but also in cold areas where they hibernate through the winter. Turtles can live on land or in the sea.



# Life Cycle of a Bird



**Birds** are warm blooded animals. They have feathers and wings, and they can walk on two legs. Birds lay eggs with hard shells. They have ear holes instead of ears, and they have a beak instead of a mouth with teeth. Their feathers and wings allow them to fly, and their tail feathers are used for steering.




Cut out the pictures on page 2 and paste them in the correct order in the life cycle.

# Life Cycle of a Bird



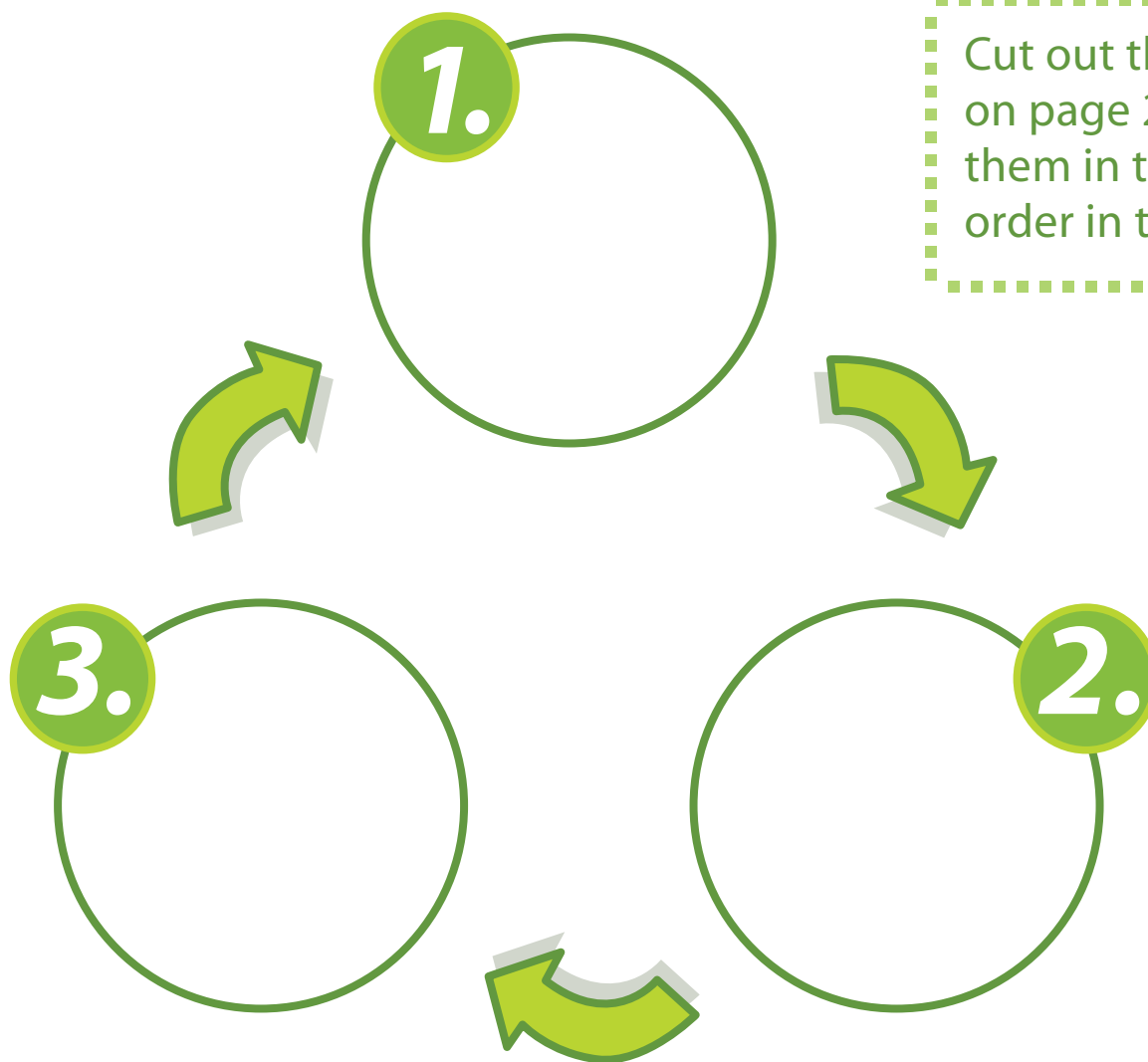
Female birds lay **eggs** in warm places like nests. Birds are born inside hard-shelled eggs. The eggs are kept warm by their parents. This is called *incubation*. When they hatch the baby birds are called **chicks**, and are fuzzy and almost bald. In time they start to develop flight feathers. Soon after learning to **fly** they leave the nest and are ready to live on their own.





# Life Cycle of a Mouse

**Mammals** are animals that have fur or hair. They give birth to live young instead of laying an egg. Mammal mothers nurse their young with milk. Mammals are warm-blooded. All mammals have lungs and breathe air. Mice, dogs and humans are all examples of mammals.



Cut out the pictures on page 2 and paste them in the correct order in the life cycle.

# Life Cycle of a Mouse



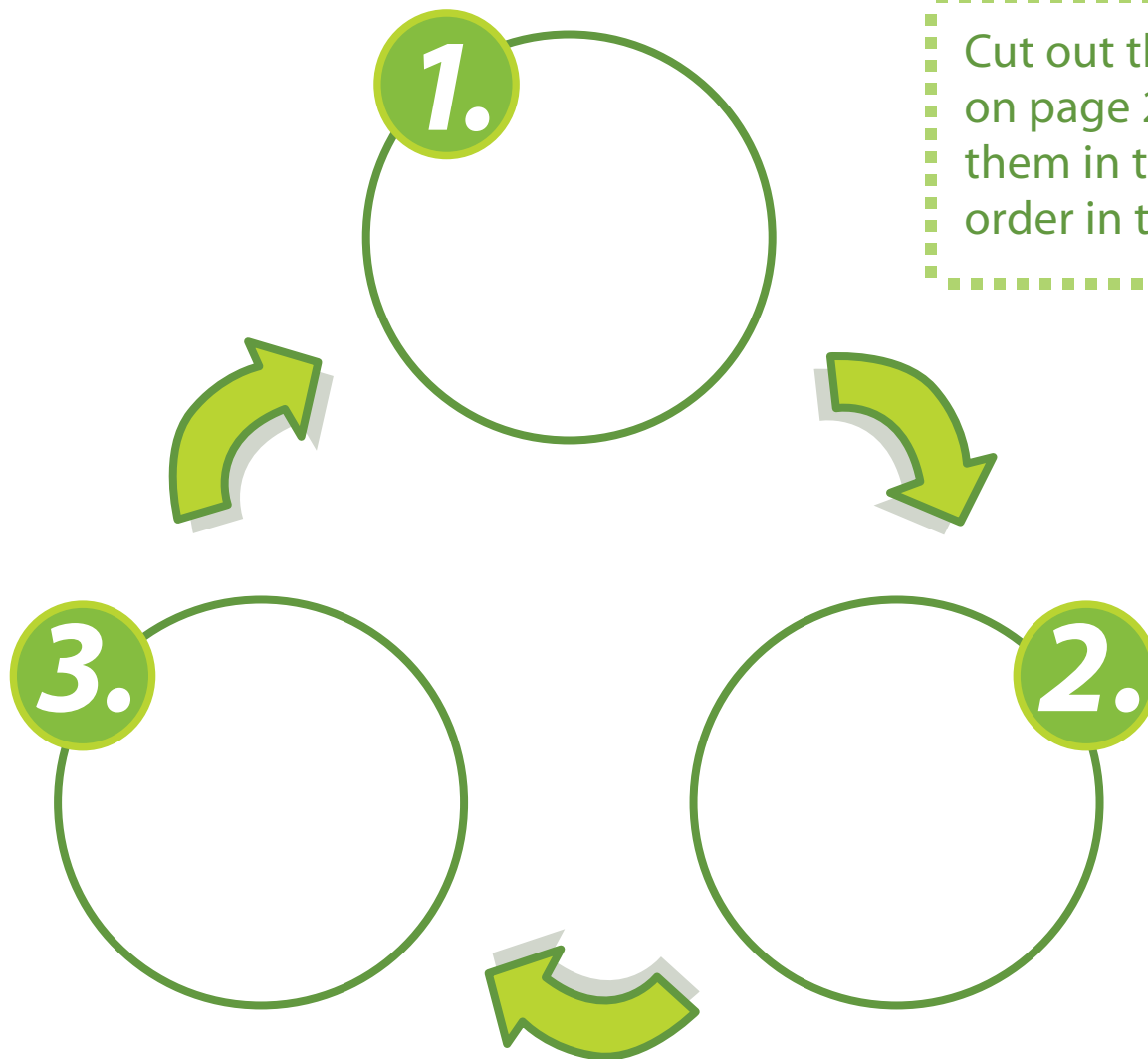
Baby mice are born blind. They are born **pink** with no hair! As they get older, the baby mice are very **hungry** and eat up to 20 times a day. Mice grow very quickly. They can become adults after just 2 months. As **adults**, mice are good jumpers, climbers and swimmers.



# Life Cycle of a Kangaroo



**Marsupials** are mammals that mostly live in the southern part of the world, in Australia. Marsupials are known for carrying their young in pouches near their tummies. Marsupial babies are also born very, very small and under-developed. The tiny babies must crawl to the pouch after they are born, and live there for a few months while they grow to become larger infants.




Cut out the pictures on page 2 and paste them in the correct order in the life cycle.

# Life Cycle of a Kangaroo



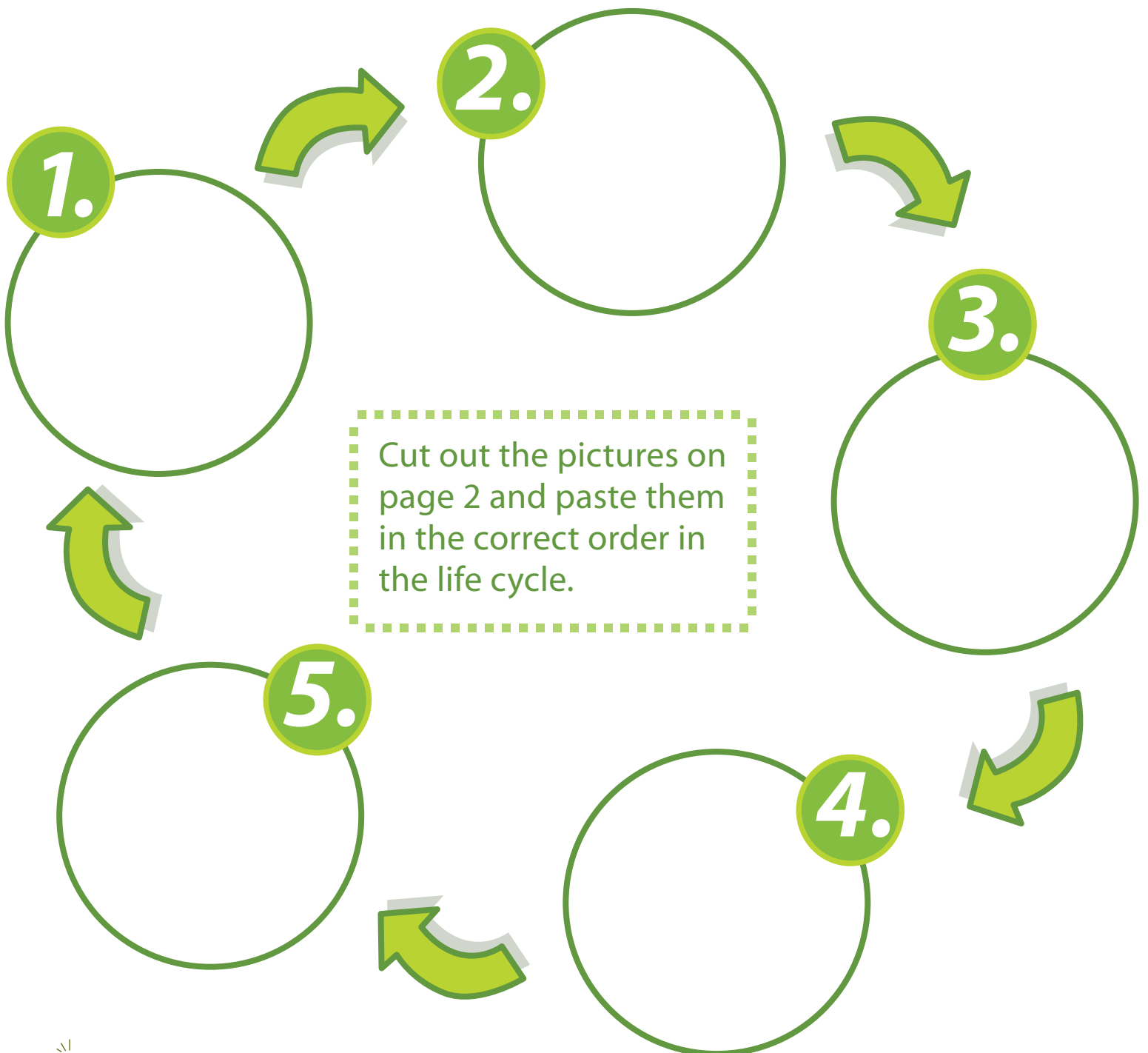
Marsupials are born at a very early age. At birth, their eyes, ears and legs are not finished growing. They use their arms, nose and mouth to find the way to their mother's pouch. They are **pink** and bald, just like baby mice. They drink milk and grow bigger while living in their mother's pouch. Once they are big enough, they come out of the pouch and are called **joey**s. A joey will continue to grow into an **adult kangaroo**, with large feet and a large tail for balance.



# Life cycle of a Plant



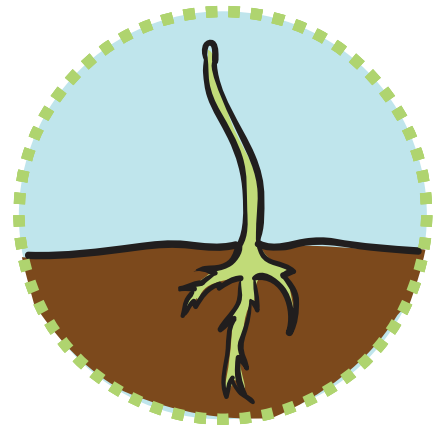


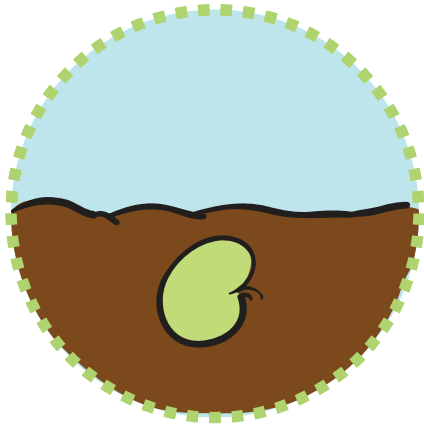
**Plants** are living organisms. They use light from the sun to make their own food in the form of a sugar called *glucose*. This process is called *photosynthesis*. Plants also get nutrients from the soil through their roots. They breathe in carbon dioxide and they breathe out oxygen.



# Life Cycle of a Plant



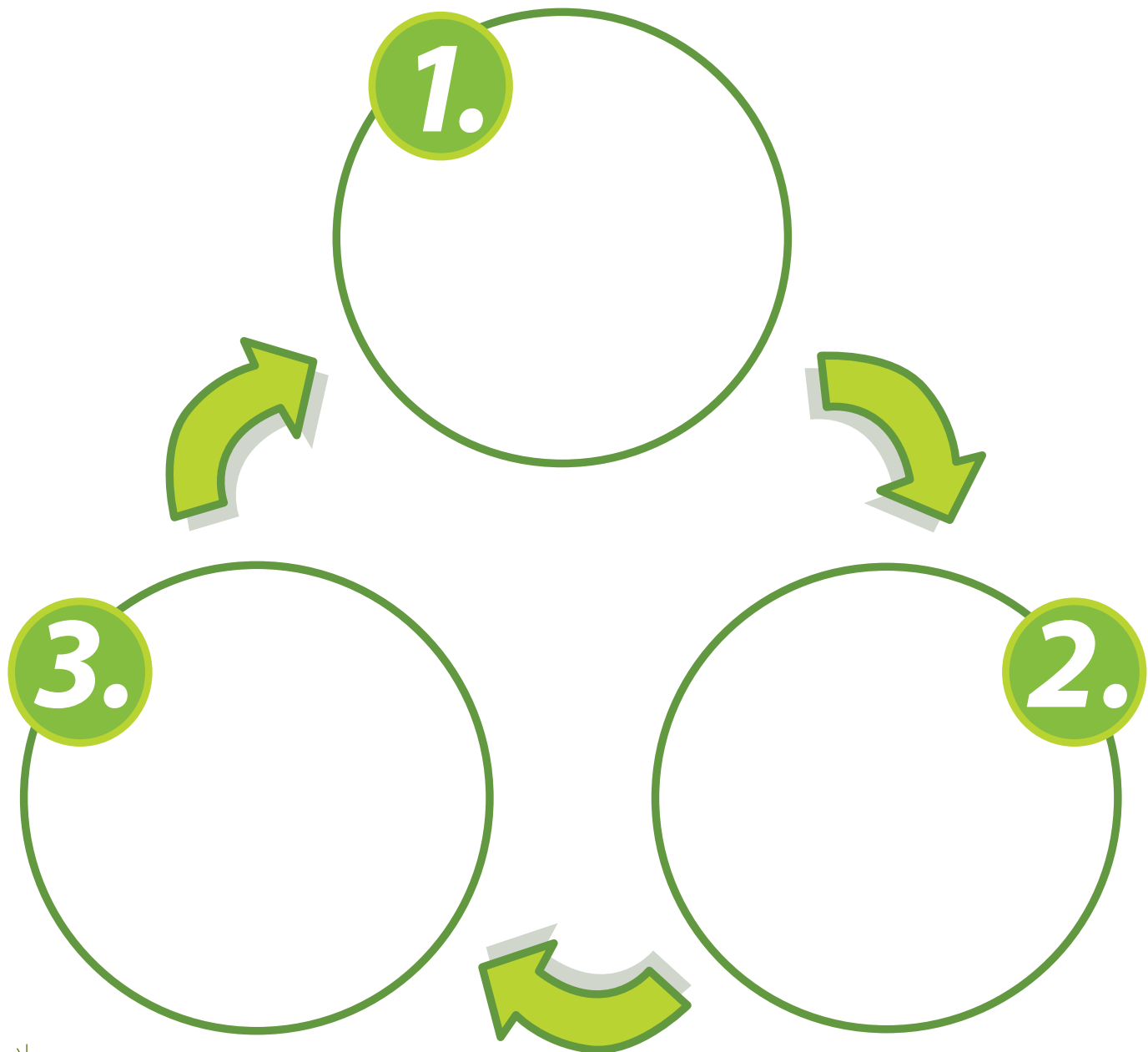
A plant starts out as a **seed** buried in the ground. As water falls on the seed and the sun warms it, its hard shell opens and it starts to grow out its **roots**. As the plant grows, its **stem** bursts through the soil. Then, **leaves** start to grow out of the stem. As the plant gets bigger it will begin to grow buds, which later sprout into **flowers**, and sometimes those flowers turn into fruit! As bees feed on the nectar, they *pollinate* the plants, allowing more seeds to be made and scattered to grow again.



# Your

# Life Cycle

**Humans** also go through stages of growth and development. You began life as a baby. Do you remember how you looked? Draw your baby self in circle number 1. In circle number 2, draw what you look like now. What is different about you than when you were a baby? In circle number 3, draw what you will look like when you become an adult. Maybe you will become a doctor, a scientist or an astronaut.



Great job!

---

is an Education.com science superstar

