


141 PUZZLES



Puzzles have always fascinated children and adults alike. Here are five fun animal puzzles you can make on a bandsaw or jigsaw: a bear (A), owl (B), duck (C), elephant (D), and kangaroo (E).

1. Make two templates of each puzzle design—one template for the outside shape and one for the inside individual pieces. Use 1-1/2"-thick stock or two pieces of 3/4" stock face-laminated together, cutting the pieces 1/4" wider and 1/4" longer than the dimensions called for.

2. Trace the outside and inside patterns on the workpieces. On a bandsaw or jigsaw, cut the outside shape first, then cut the individual pieces apart.

3. Using a disc sander or belt sander, sand all of the outside surfaces of the puzzle pieces.

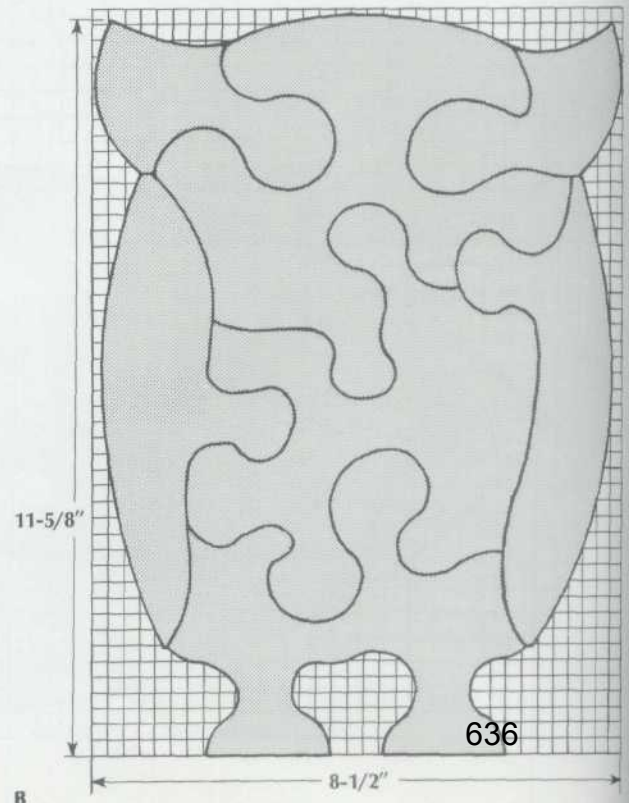
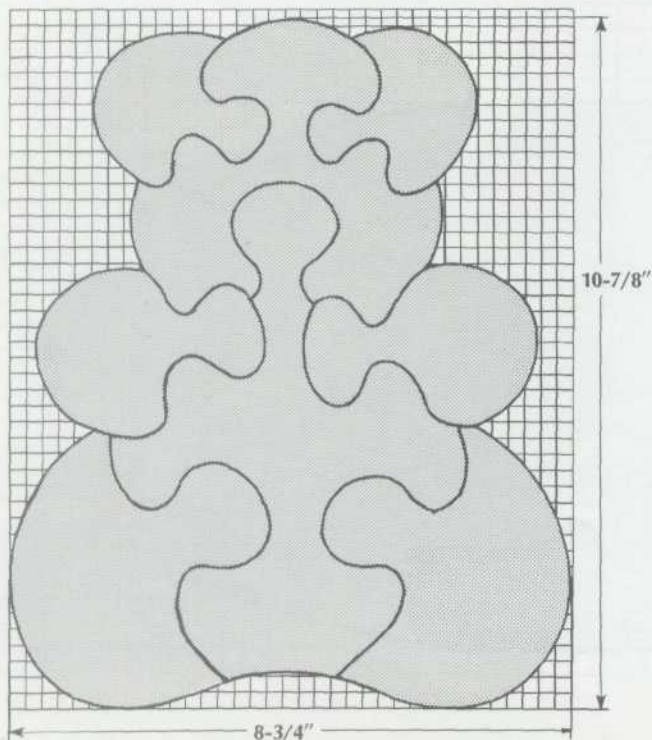
4. If desired, use a nontoxic stain, such as food coloring, to highlight certain parts of the puzzles or to create contrasts between parts.

LIST OF MATERIALS

(finished dimensions in inches)

A Bear	1-1/2 × 8-3/4 × 10-7/8
B Owl	1-1/2 × 8-1/2 × 11-5/8
C Duck	1-1/2 × 11-5/8 × 8-3/8
D Elephant	1-1/2 × 12 × 8-3/8
E Kangaroo	1-1/2 × 8-1/2 × 11-5/8

ONE SQUARE = 1/4"



ONE SQUARE = 1/4"

