


WRITING

for all seasons

K
Kindergarten




_inter



al

Fun
words
for all the
seasons

pring



_ummer



Table of Contents

Writing for All Seasons



The Four Seasons #1
Silly Science #1
Silly Science #2
The Four Seasons #2
Happy Mother's Day
Writing
Trace and Tell
Favorite Things
Happy 4th of July!
Kindergarten Writing
Write and Draw Sight Words
Schoolhouse Coloring
Halloween Missing Letters #1
Halloween Missing Letters #2
Give Thanks
Happy Hanukkah Card
What I want for Christmas
St. Patrick's Day Missing Letters
Martin Luther King Jr. Day

Certificate of Completion

Want more workbooks? Join [Education.com Plus](http://www.education.com/education-plus/) to save time and money.
<http://www.education.com/education-plus/>


The Four Seasons

Trace the season words, then
decorate the tree to match each season.



spring

summer




fall


winter

Silly Science

Weather & Seasons

The clothes are in the wrong place! Trace the dotted lines to get the clothes where they belong. Use different colors for each one. When you're done, write the name of the season that matches the picture.





Silly Science

Weather & Seasons

These holiday icons are lost! Trace the dotted lines to help them to get where they belong. Use different colors for each one. When you're done, write the name of the season that matches the picture.











The Four Seasons

Winter • Spring • Summer • Autumn



☆ Which season is it now? ☆




Cut along the dotted line, then line up with the second page and tape or glue them together to make your placemat!


Color the seasons on this placemat.
Then, write the name of each season
in the box next to the picture.



★ Which season is your favorite? ★



Tape or glue first page here.



H A P P Y

MOTHER'S
DAY






Trace then write the word flower on the lines below.



flower

Use the word flower in a sentence.

Draw a picture in the box to go with your sentence.




Follow these steps to draw your own flower!



Trace And Tell

What do rabbits like to eat ?

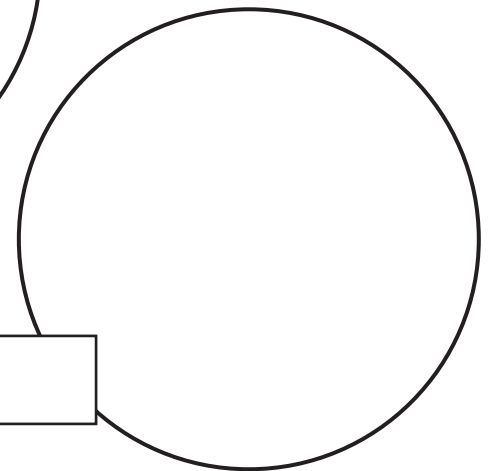



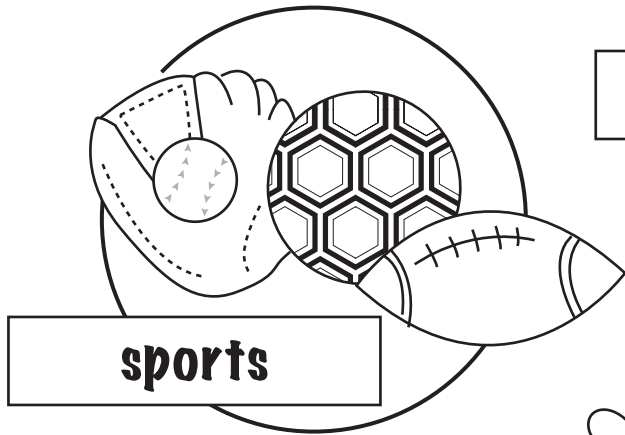
Trace on the dotted lines to find out what rabbits like to eat. Then trace on the letters to spell out the word and color the picture.



carrot


Favorite Things

Color in pictures of your favorite things to do with your dad.



fill in your own!

[Empty label box for custom activity]

Happy 
4th of July!





Trace then write the word jellyfish on the lines below.

Jellyfish

Use the word jellyfish in a sentence.

Draw a picture in the box to go with your sentence.



Follow these
steps to draw your
own jellyfish!



1



2



3



4

Write and Draw Sight Words

Look at the sight word, trace the dotted lines, then write it yourself!



hot

hot

The sun is _____.

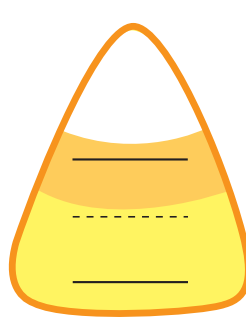
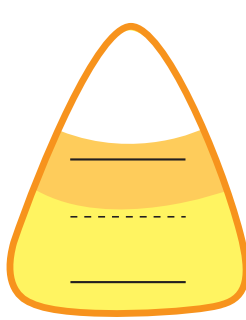
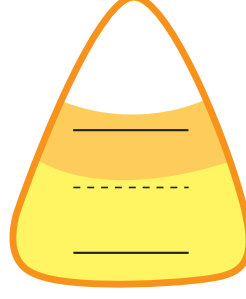
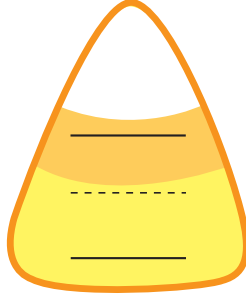
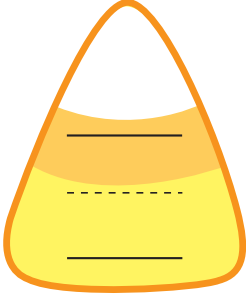


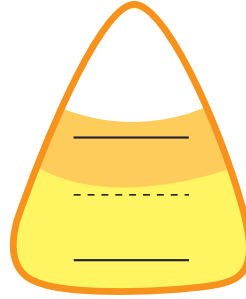
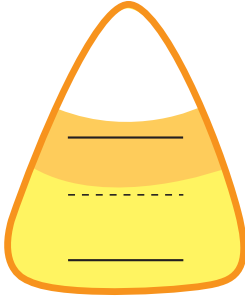

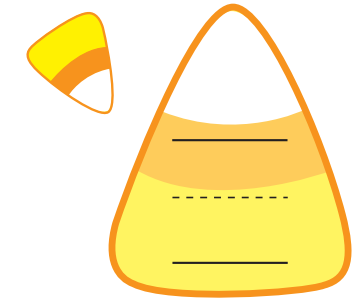
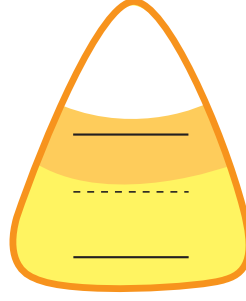

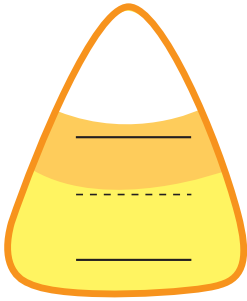
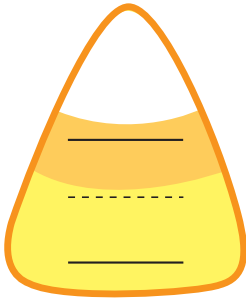
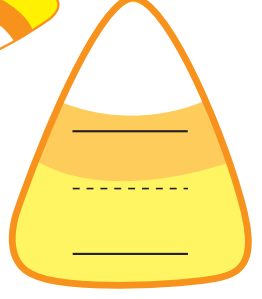
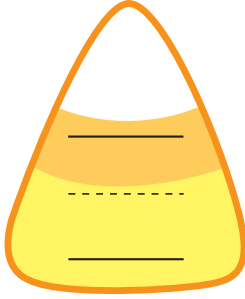
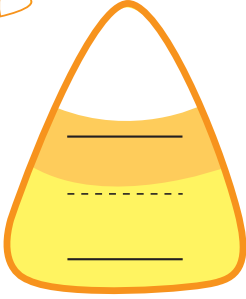
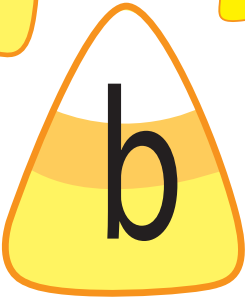
Circle other things that are hot.





HALLOWEEN MISSING LETTERS

Fill in the missing lowercase letters in these Halloween candies.



Halloween Missing Letters

Fill in the missing uppercase letters in these Halloween pumpkins

A grid of 20 pumpkins arranged in 5 rows and 4 columns. Each pumpkin has a green stem and orange outline. The letters A, C, E, H, K, N, Q, R, S, T, X, and Z are printed on some pumpkins, while others have blank writing lines. A jack-o'-lantern is in the bottom left corner.



A	_____	C	_____	
E	_____	_____	H	_____
_____	_____	K	_____	_____
N	_____	_____	Q	R
S	T	_____	_____	
Jack-o'-lantern	_____	X	_____	Z

GIVE




THANKS

We Wish
Love and Peace
to You This Holiday!



WHAT I WANT FOR CHRISTMAS



1. _____

2. _____

3. _____

4. _____

5. _____

6. _____

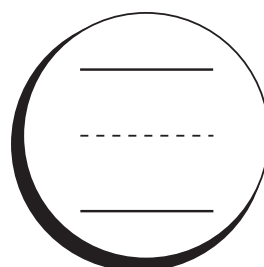
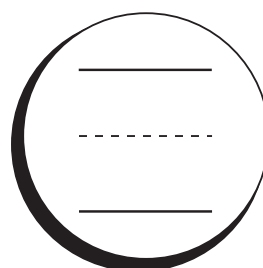

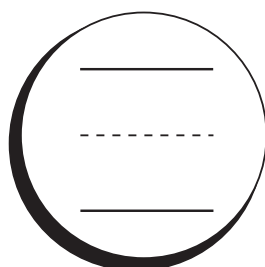
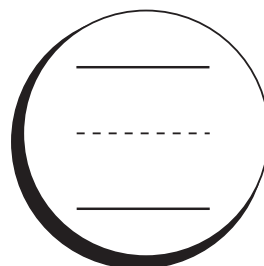

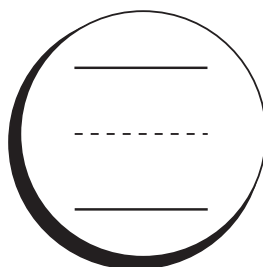
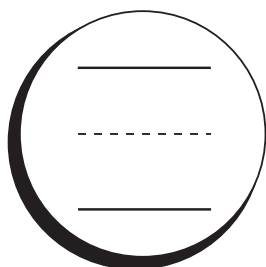

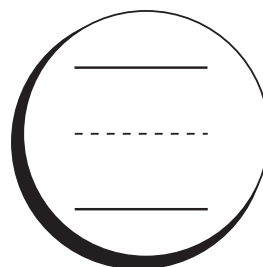

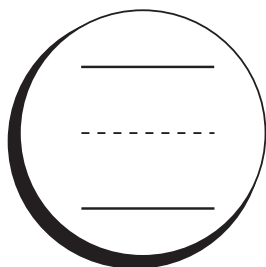


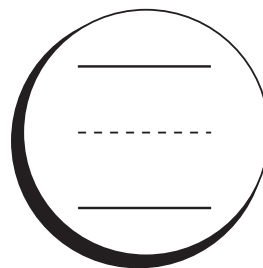
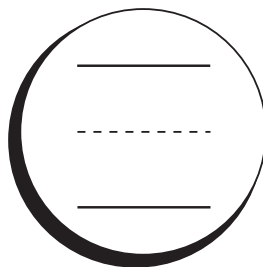
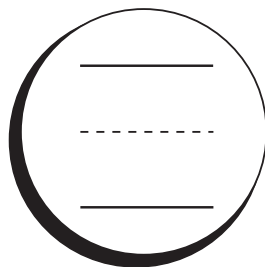
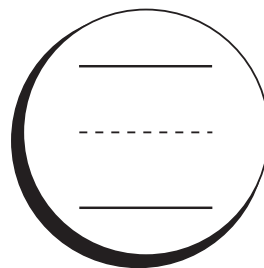


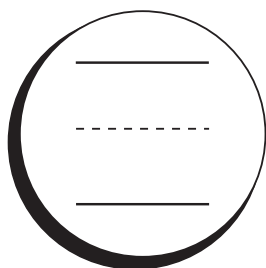


7. _____

8. _____

St. Patrick's Day Missing Letters



Help the leprechaun fill in the missing letters on his gold coins.




Martin Luther King Jr. was a great leader who worked to help people live more peacefully.
He wished that one day all different kinds of people would get along.

Trace over the sentence below and then write it on your own.

I have a dream.

Draw a picture of one of your dreams for the world.



Great job!

is an Education.com writing superstar

