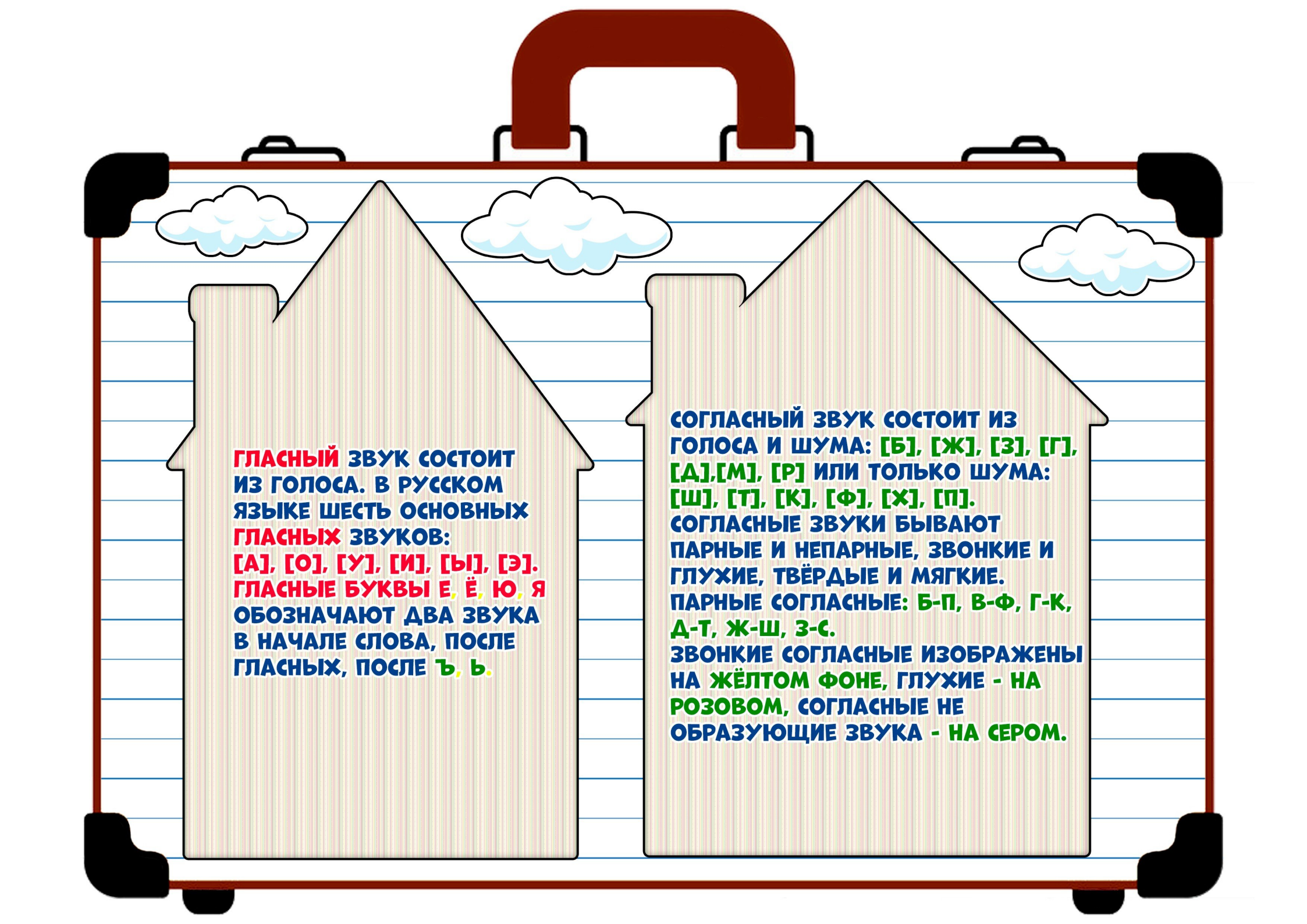


The illustration is set within a brown suitcase frame with a handle at the top and four black corner protectors. The background is white with horizontal blue lines. A central cartoon boy with dark curly hair, wearing a blue shirt and blue shorts, is smiling and holding a large red book. To his left, a large, colorful, circular graphic contains various educational icons: a pink cube with the number '1', a yellow star with a face, a red and blue cube, a red rocket, a pink pencil, a globe, a magnifying glass, a green cube with the number '3', a blue planet, a yellow crescent moon, a pink ball, a green robot, an astronaut, a red car, a telescope, a red apple, a red book, a yellow pencil, and a pink balloon. To his right, a large, yellow, brush-stroke-like speech bubble contains the Russian text 'РЕЧЕВОЕ РАЗВИТИЕ ДЕТЕЙ' in white, bold, uppercase letters. Below the speech bubble, a large orange pencil is shown. At the bottom right, another colorful graphic features a rainbow, a red balloon, a globe, a yellow cube with the number '4', a purple cube with the number '2', a green cube with the number '1', and a yellow cube with the number '3'.


**РЕЧЕВОЕ
РАЗВИТИЕ
ДЕТЕЙ**



ГЛАСНЫЙ ЗВУК СОСТОИТ ИЗ ГОЛОСА. В РУССКОМ ЯЗЫКЕ ШЕСТЬ ОСНОВНЫХ **ГЛАСНЫХ** ЗВУКОВ: **[А], [О], [У], [И], [Ы], [Э].** **ГЛАСНЫЕ БУКВЫ Е, Ё, Ю, Я** ОБОЗНАЧАЮТ ДВА ЗВУКА В НАЧАЛЕ СЛОВА, ПОСЛЕ **ГЛАСНЫХ**, ПОСЛЕ **Ъ, Ъ.**



СОГЛАСНЫЙ ЗВУК СОСТОИТ ИЗ ГОЛОСА И ШУМА: **[Б], [Ж], [З], [Г], [Д], [М], [Р]** ИЛИ ТОЛЬКО ШУМА: **[Ш], [Т], [К], [Ф], [Х], [П].** **СОГЛАСНЫЕ ЗВУКИ** БЫВАЮТ **ПАРНЫЕ** И **НЕПАРНЫЕ**, **ЗВОНКИЕ** И **ГЛУХИЕ**, **ТВЁРДЫЕ** И **МЯГКИЕ.** **ПАРНЫЕ СОГЛАСНЫЕ:** **Б-П, В-Ф, Г-К, Д-Т, Ж-Ш, З-С.** **ЗВОНКИЕ СОГЛАСНЫЕ** ИЗОБРАЖЕНЫ НА **ЖЁЛТОМ ФОНЕ**, **ГЛУХИЕ** - НА **РОЗОВОМ**, **СОГЛАСНЫЕ НЕ ОБРАЗУЮЩИЕ ЗВУКА** - НА **СЕРОМ.**

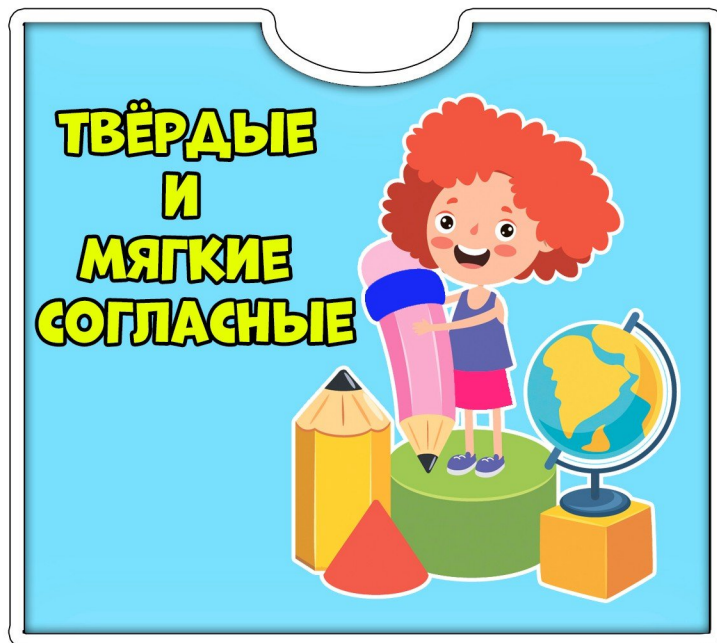





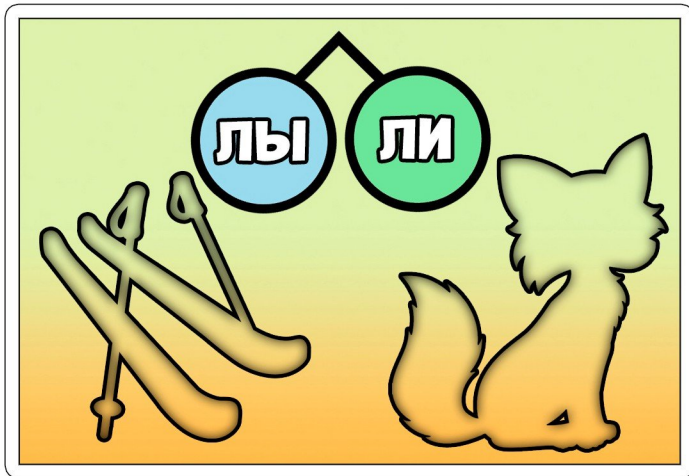



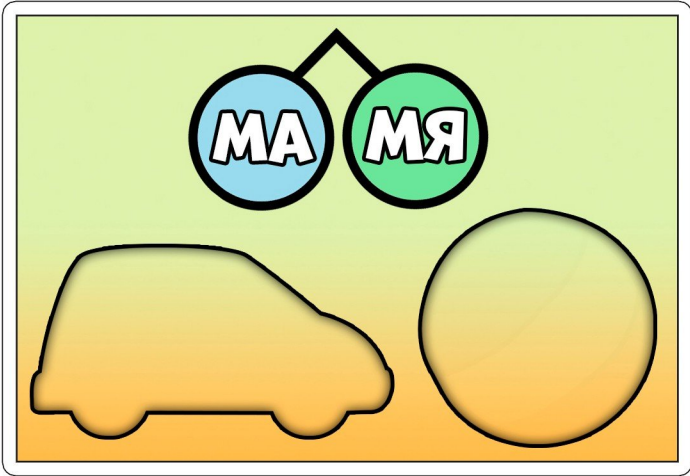


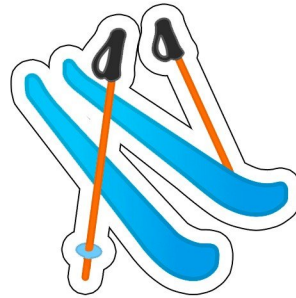


**ИГРА ПОЗВОЛЯЕТ
РАЗВИВАТЬ УМЕНИЕ
СЛЫШАТЬ И СЛУШАТЬ
ПРОИЗНОСИМЫЕ СЛОВА.**

**КАК ЗОВУТ МАШИНИСТА
ЭТОГО ПОЕЗДА?
ПРОЧИТАЙ НАЗВАНИЯ
ВАГОНЧИКОВ.**

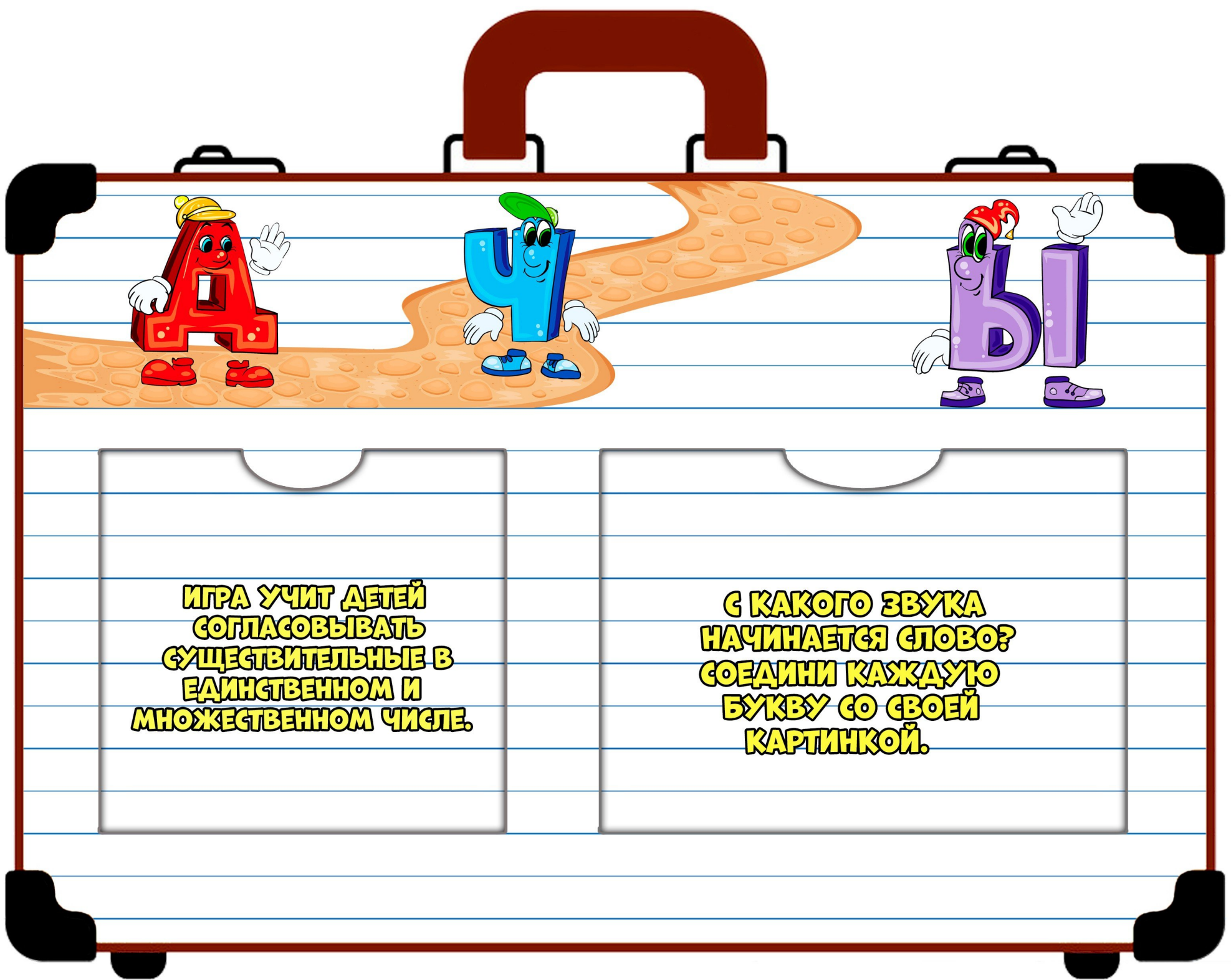











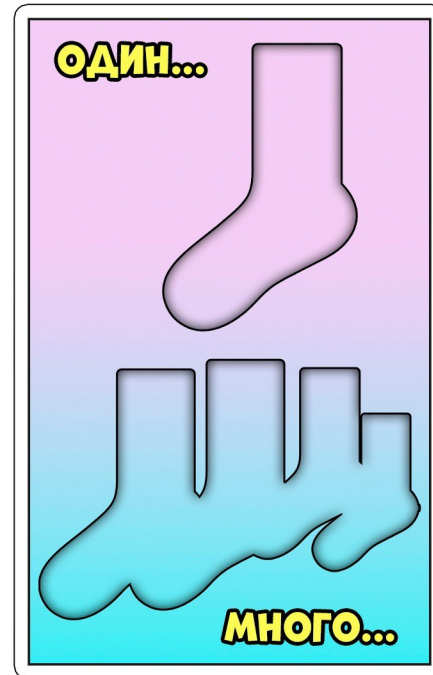


5


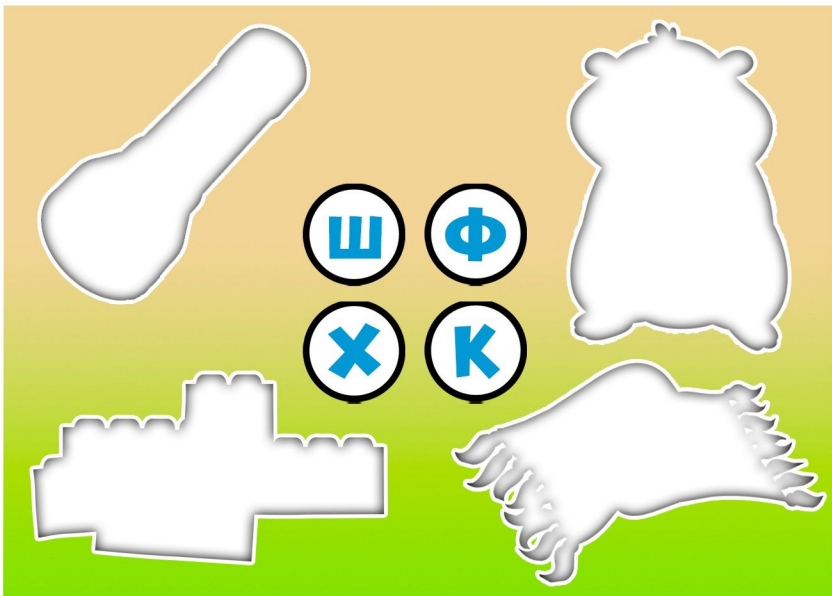






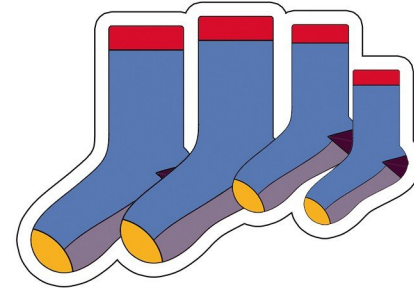
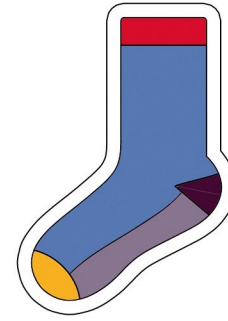
**ИГРА УЧИТ ДЕТЕЙ
СОГЛАСОВЫВАТЬ
СУЩЕСТВИТЕЛЬНЫЕ В
ЕДИНСТВЕННОМ И
МНОЖЕСТВЕННОМ ЧИСЛЕ.**

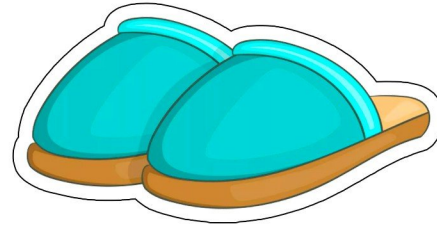







**С КАКОГО ЗВУКА
НАЧИНАЕТСЯ СЛОВО?
СОЕДИНИ КАЖДУЮ
БУКВУ СО СВОЕЙ
КАРТИНКОЙ.**













**ИГРА РАСШИРЯЕТ СЛОВАРНЫЙ ЗАПАС
РЕБЁНКА И ПРОБУЖДАЕТ ФАНТАЗИЮ.**



ИГРЫ

+

=

+

=

+

=

+

=

=

+

=

+

