
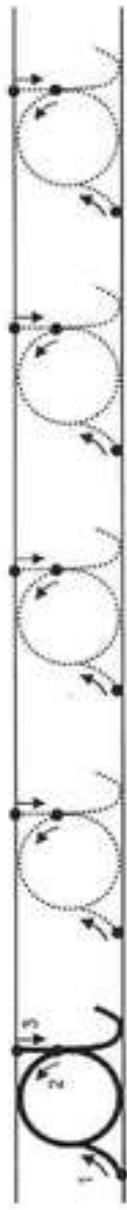
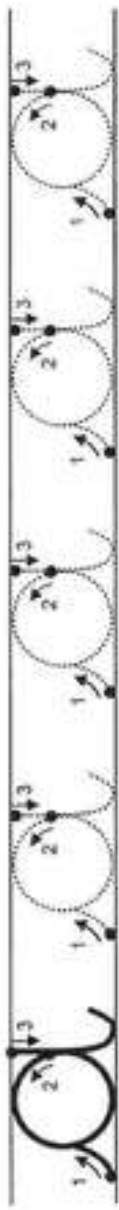


Je m'appelle : _____

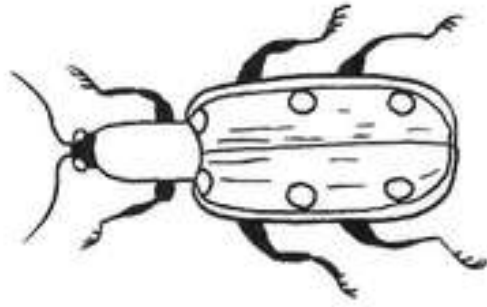


arbre



Je m'appelle : _____

i



insecte

Handwriting practice for the cursive letter 'i'. The first row shows four examples of the letter 'i' on a three-line grid, each with a dot above it and arrows indicating the stroke direction. The second row shows four examples of the letter 'i' on a three-line grid, each with a dot above it and arrows indicating the stroke direction. The third row shows four examples of the letter 'i' on a three-line grid, each with a dot above it and arrows indicating the stroke direction. The fourth row shows four examples of the letter 'i' on a three-line grid, each with a dot above it and arrows indicating the stroke direction. The fifth row shows four examples of the letter 'i' on a three-line grid, each with a dot above it and arrows indicating the stroke direction. The sixth row shows four examples of the letter 'i' on a three-line grid, each with a dot above it and arrows indicating the stroke direction. The seventh row shows four examples of the letter 'i' on a three-line grid, each with a dot above it and arrows indicating the stroke direction. The eighth row shows four examples of the letter 'i' on a three-line grid, each with a dot above it and arrows indicating the stroke direction.