


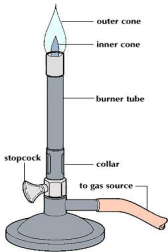




VIDEO - LAB EQUIPMENT – PART 1

1. Write the French name for each item
2. Look at the labels explaining the function of each item : **cut and match** them with the corresponding one.
3. Watch the video :
Write the English names of the items
Check their functions and **paste the labels** in the corresponding box.
4. Read your worksheet and **fill in the vocab recap** chart below

	Tool	English Name	French Name	Description +Function
1				
2				
3				
4				
5				
6				

7				
8				
9				
10				

Vocab recap : find out the words meaning....

FRENCH	ENGLISH	FRENCH	ENGLISH
Tenir, porter		précisément	
chauffer		Un dosage	
Le vide		mesurer	
Débiter, distribuer		Réaliser, faire	
Une quantité		Des produits chimiques	
Goutte à goutte		Servir de	

Labels : cut them and paste them in the last column of the chart above

Used to show direction	Used to obtain and transfer small amounts of liquid drop by drop	Used in titrations to measure precisely how much liquid has been delivered	Used to hold burettes on a ring stand	Used to heat small quantities to very high temperatures
Acts as a heat source as it has an open flame	Used to strongly heat substances in the flame of a Bunsen burner. It is 50% bigger than a test tube	Used to measure & dispense very small amounts of liquids	Used with vacuum flask for performing vacuum filtration	Hold, heat or mix chemicals