










VIDEO - LAB EQUIPMENT – Part 4

1. Write the French name for each item
2. Look at the labels explaining the function of each item : **cut and match** them with the corresponding one.
3. Watch the video :
Write the English names of the items
Check their functions and **paste the labels** in the corresponding box.
4. Read your worksheet and **fill in the vocab recap** chart below

	Tool	English Name	French Name	Description +Function
31				
32				
33				
34				
35				
36				
37				

38				
39				
40				

Vocab recap : find out the words meaning....

FRENCH	ENGLISH	FRENCH	ENGLISH
séparer		mélanger	
Une couche		nettoyer	
Un événement		La verrerie	
allumer		Avoir besoin	
Prendre, prélever		injecter	
Non miscible (qui ne peut pas se mélanger)		retirer	

Labels : cut them and paste them in the last column of the chart above

Used for storing, mixing and heating small amounts of chemicals	Used to measure the time interval of an event	Holds test tubes while reactions happen in them or while they are not needed	Scooping solids / powders	Used to clean test tubes and other narrow mouth lab glassware
Holds test tubes while heating	For separating layers of immiscible liquids or for dropping liquids	Used to inject or withdraw fluid	Used for moving small amounts of solid from place to place (often when measuring mass)	Used to light a gas burner