






VIDEO - LAB EQUIPMENT – Part 5

1. Write the French name for each item
2. Look at the labels explaining the function of each item : **cut and match** them with the corresponding one.
3. Watch the video :
Write the English names of the items
Check their functions and **paste the labels** in the corresponding box.
4. Read your worksheet and fill in the vocab recap chart below

	Tool	English Name	French Name	Description +Function
41				
42				
43				
44				
45				
46				

47				
48				
49				
50				

Vocab recap : find out the words meaning....

FRENCH	ENGLISH	FRENCH	ENGLISH
précis		répartir	
Un récipient		De façon uniforme, égale	
rincer		Soutenir, porter	
couvrir			

Labels : cut them and paste them in the last column of the chart above

Used to evaporate a liquid, hold solids being weighed or transported. Can also be used to cover beakers	Used to measure one specific volume in mixing accurate solutions	Attaches test tubes and other glassware to ring stand.	Used with a ring clamp to support glassware over a Bunsen burner. Spreads flames out for even heating	Used to transport & hold crucibles and evaporating dishes when hot
Used for weighing solids	Used to support flasks & beakers when heated	Used with vacuum line and Buchner funnel for vacuum filtration	Takes temperature of solids, liquids and gases	Used to wash or rinse other containers