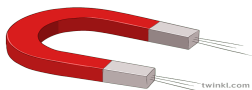











VIDEO - LAB EQUIPMENT – Part 3

1. Write the French name for each item
2. Look at the labels explaining the function of each item : **cut and match** them with the corresponding one.
3. Watch the video :
Write the English names of the items
Check their functions and **paste the labels** in the corresponding box.
4. Read your worksheet and **fill in the vocab recap** chart below

	Tool	English Name	French Name	Description +Function
21				
22				
23				
24				
25				
26				
27				
28				

29				
30				

Vocab recap : find out the words meaning....

FRENCH	ENGLISH	FRENCH	ENGLISH
écraser		Une expérience	
Moudre, broyer		distribuer	
Faire pousser, cultiver		Un champ magnétique	
Avoir l'air plus grand		Émettre, dégager	
stocker		Une cellule	
De la poudre		Pendant que	
Fermer, boucher		Un trou	
Une sonde			

Labels : cut them and paste them in the last column of the chart above

Supports crucibles when they are being heated over an open flame	Used to dispense measured volumes of liquid	Used to seal flasks and test tubes, and can have holes for thermometers and other probes	Used to grow microorganisms or store small specimens for observation	Attached to a ring stand, and with wire gauze, it supports beakers or flasks while heated by a bunsen burner.
Supports the bunsen burner, iron ring, pipestem triangle, and other items, often while heating a substance.	Used to crush or grind solids into powder for experiments	Used to observe and make small objects look bigger	An object that gives off an external magnetic field	Is used to observe small objects, even cells.