

Happy families

Teacher's notes

Key language

- animals
- family members
- Have you got...?
- Yes, I have / No, I haven't.
- present continuous (optional)
- clothes and accessories (optional)



Group work

- Make enough copies of the cards for the class to work in groups of four.
- Nominate one pupil in each group to be the dealer, who equally distributes all the cards face down.
- Pupils take it in turns clockwise to ask for a card they need to complete a family:
 - *Have you got Brother Rabbit?*
 - *Yes, I have.*
 - *Great. Can I have it, please?*
 - *Yes, here you are.*

 - *Have you got Mother Cat?*
 - *No, I haven't. Sorry!*
 - *Never mind.*
- If the person has the card, he/she must hand it over. Otherwise, it is his/her turn to ask the next player for a card.
- The winner is the pupil with the most complete sets of families after, say, 5 minutes.


Follow-up

- Stronger pupils could describe their families orally.
 - *Father and Brother Fish are wearing glasses.*


Homework or classroom consolidation

- Students write the descriptions.

Happy families




Father Rabbit




Mother Rabbit



Sister Rabbit



Brother Rabbit




Father Horse



Mother Horse



Sister Horse



Brother Horse




Father Cat



Mother Cat



Sister Cat



Brother Cat

Happy families



Father Dog



Mother Dog



Sister Dog




Brother Dog




Father Hamster




Mother Hamster



Sister Hamster




Brother Hamster




Father Fish



Mother Fish



Sister Fish



Brother Fish