

Pass the Bomb Junior

The worldwide
award winning
word game!

Pass the Bomb

JUNIOR

Gibsons
Games
Code G994

In turn each player has to think of an object that might be found in the picture on the card, if the scene is a beach then perhaps sandcastle could be a good answer. What makes this game a hoot is the ticking BOMB which each player passes on after their turn; they have to be quick because nobody knows when the bomb is going to "explode" and if you're holding the bomb when it goes off, you have to keep the card. The player with the least number of cards at the end of the game is the winner!

Contents:
55 game cards
Electronic Bomb
Rules


REQUIRES 2 x AAA BATTERIES -
NOT INCLUDED



Invented by Los Rodriguez and licenced by Weekend Games
Made in Austria by Piatnik A-1141 Wien © 2004
Not suitable for children under 36 months contains small parts
Gibsons Games, Throwley Way, Sutton, SM1 4AF. UK

www.gibsonsgames.co.uk

Pass the Bomb



CONTENTS

1. One pack of 55 cards, each of which is illustrated with a familiar scene
2. The bomb. This is started by pressing the button underneath. It has a special timer so that it will explode sometime between 10 and 60 seconds.
AAA batteries (x2) not included. Insert as shown overleaf.

GAME RULES

Aim of the game is to quickly find a word which will fit with the illustration on the card and pass on the ticking bomb before it explodes.

The Bomb. The bomb has a variable electronic timer. Once started, nobody knows how long it is going to tick.

The Cards. Each card shows a familiar scene which is described on the card in English, French and German.

Before playing with younger children it is a good idea to go through the cards together, so that everybody becomes familiar with the pictures.

HOW TO PLAY

The cards are shuffled, and ten cards are dealt face down into the centre of the table. The youngest player who is given the bomb starts it by pressing the red button underneath. At the same time, he or she takes the top card from the pack and places it face up on the table. Having looked at the picture on the card, the player holding the bomb must suggest something that would fit in with the scene. For example: If the cards shows a beach, good examples would be a sandcastle, shells or a bucket and spade etc.

If the object is correct and if the bomb is still ticking, then it is passed on to the player on the left, who must also come up with a suggestion which must be different from any previous answers from other players.

If the object is correct, then once again the ticking bomb is passed on until such time as the bomb explodes and the player who is then holding it has to take the face up card and place it in front of them.

The game then resumes with the player who was holding the bomb, when it exploded, starting the new round by drawing a fresh card from the pack and re-starting the ticking bomb.

Players may be challenged by the player to their immediate left if they 1) name an object that does not fit into the scene depicted on the card or 2) call out an object previously named in the same round. In such cases, an alternative object must be found by the challenged player before the bomb is passed on.

As soon as the Player has completed their turn they must pass on the bomb immediately. If the bomb is "in between" players when it explodes, it is the following player who is deemed to have been holding the bomb when it exploded, assuming that the object given by the previous player is correct.

END OF THE GAME

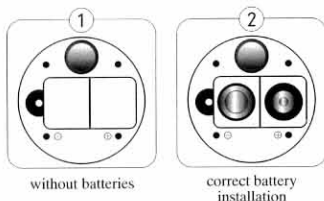
As soon as all ten cards have been exhausted, the game ends. The player who has none, or the smallest number of cards wins. If there is a tie, then there will be a play-off between the qualifying players to establish an ultimate winner.



Rules © Gibsons Games, Throwley Way, Sutton SM1 4AF. UK
www.gibsonsgames.co.uk

INSERTION AND EXCHANGING BATTERIES:

- Remove small screw to release panel
- Batteries should be inserted and exchanged as shown in the graphics:



- ★ Do not use rechargeable batteries
- ★ Do not attempt to recharge non-rechargeable batteries
- ★ Do not mix different battery types, or new and used batteries together
- ★ Only use AAA Batteries (2 required)
- ★ Ensure that batteries are inserted as illustrated
- ★ Always remove batteries when they are exhausted
- ★ Do NOT short-circuit the supply terminals under any circumstances


INFORMATION FOR CUSTOMERS LIVING IN THE REPUBLIC OF IRELAND

The consumer has a significant role to play in reducing the impact of waste electrical and electronic equipment on the environment, through re-using or recycling such equipment.

Some of the components used in electrical and electronic equipment may contain hazardous substances that can damage the environment and present a risk to human health if not properly disposed of.

The crossed out wheellie-bin symbol on this product is to remind you that Waste electrical and electronic products should not be disposed of with household waste. If you are unable to re-use or recycle your product it should be disposed of at a civic amenity site. Alternatively, you may take your old product (of similar function) back to the store where you purchased your new product within 15 days of purchase. You must take proof of purchase of your new product when returning your old product to the store.

In the wardrobe
dans l'armoire / Im Kleiderschrank




In the toy box
dans le coffre à jouets
In der Spielzeugkiste



On the dinner table
sur la table à manger / Auf dem Esstisch



Cooking
pour faire la cuisine / Beim Kochen



In the tool box
dans la boîte à outils
Im Werkzeugkasten




At the building site
sur un chantier / Baustelle




At the circus
au cirque / Im Zirkus



In the wild west
au Far-West
Im wilden Westen



In a castle
dans un château / In einem Schloss



In the refrigerator
dans le réfrigérateur / Eiskasten



In the swimming pool
à la piscine / Im Freibad



In the supermarket
au supermarché / Im Supermarkt



At the baker's
dans une boulangerie
Beim Bäcker



In the car
en voiture / Im Auto



At the zoo
au zoo
Im Zoo



At winter sports
aux sports d'hiver / Beim Wintersport



In town
en ville / In der Stadt



Camping
au camping / Beim Camping



On the street
dans la rue / Auf der Straße




At the Market
au marché / Am Markt



At the birthday party
à un anniversaire
Am Geburtstag



On television
à la télévision / Im Fernsehsehen



At fishing
à la pêche / Beim Angeln



Sports
au sport / Beim Sport




Musical instruments
instruments de musique / Musikinstrumente




In the park
au parc / Im Park




On the farm
à la ferme / Bauernhof



In the sea
dans la mer / Im Meer



In the sky
dans le ciel / Am Himmel



On the beach
à la plage / Am Strand




In the suitcase
dans une valise / Im Koffer



At the flower shop
chez le fleuriste / Im Blumenladen



In the bedroom
dans la chambre / Im Schlafzimmer




In the handbag
dans le sac de Maman
In der Handtasche




At the airport
à l'aéroport / Am Flughafen



In the bathroom
salle de bains / Im Badezimmer



In the living room
dans le salon / Im Wohnzimmer



At school
à l'école / In der Schule




At the railway station
à la gare / Am Bahnhof



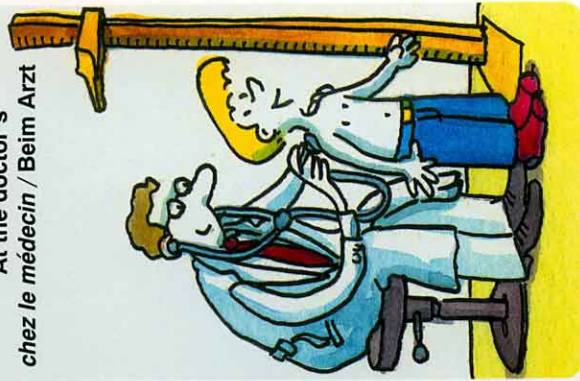
In a restaurant
au restaurant / Im Restaurant



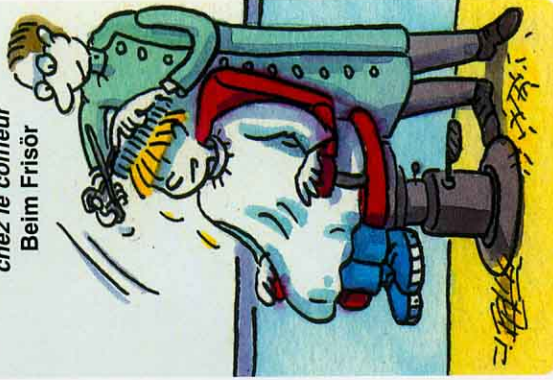
First aid locker
dans l'armoire à pharmacie
Hausapotheke




At the doctor's
chez le médecin / Beim Arzt




At the hairdresser
chez le coiffeur
Beim Frisör



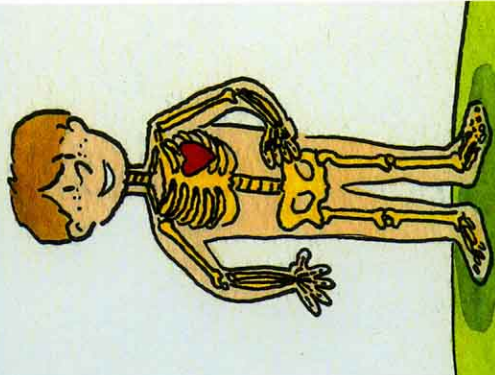
In a magazine
dans un magazine
In der Zeitschrift



In the schoolbag
dans le cartable / In der Schultasche



Inside the body
dans le corps humain / Im Körper



Around a baby
autour de bébé
Rund um's Baby



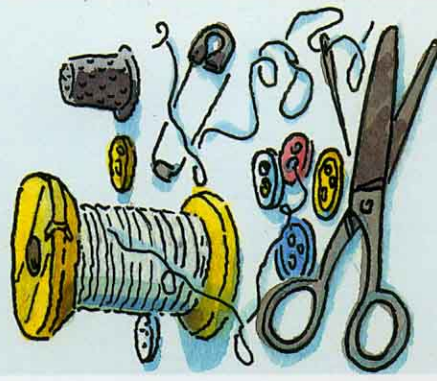
At christmas
à Noël / Zu Weihnachten



On the mountain
à la montagne / Auf dem Berg



In the sewing box
dans la boîte à couture
Im Nähkästchen



In a garage
dans un garage / In einer Garage



In the attic
dans le grenier / Am Dachboden



In the garden
dans le jardin / Im Garten



In the forest
dans la forêt / Im Wald



In space
dans l'espace / Im Weltraum

