




General Fiction

Dad's Red Tent



Jolly
Phonics

Teachers and parents

Before tackling these Orange Level Readers, a child will need to be able to do the following:

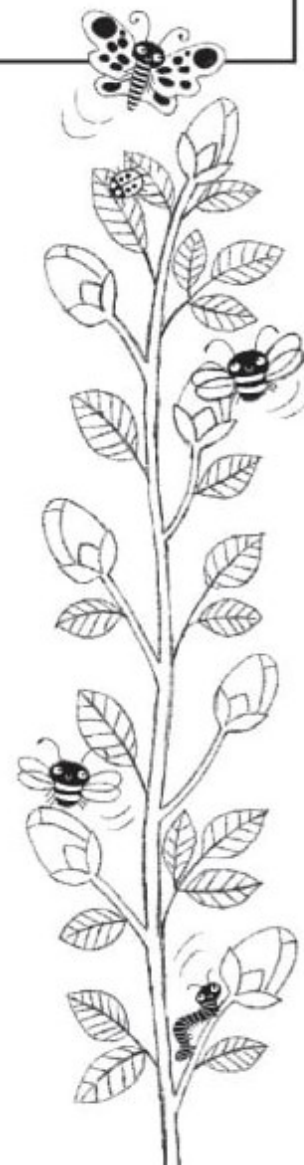
- Say the sounds made by the lower-case letters and capital letters shown below;
- Match the lower-case letters to the corresponding capital letters;
- Read (blend) regular words containing these letter sounds.

Letter sounds

s a t i p n
c k e h r m d

Capital Letters

S A T I
P N C K
E H R M
D



m C
d M
h K
c D
k H
r E
e R





Ann packs a dress and a pink hat.

Ed packs tennis rackets and a red cap.





Tim has a net and a map.

Dad mends his red tent.







Tim hands Dad a strap.



Dad, Ann, Ed and Tim sit and drink.



Kick it,
Ed!

A colorful illustration of a boy and a girl playing tennis in a campsite. The boy, on the left, has blonde hair and is wearing a yellow and white striped t-shirt, brown pants, and blue sneakers with red and white patterns. He is holding a blue tennis racket and has a speech bubble above him that says "Hit it, Ann!". The girl, on the right, has blonde hair in a ponytail and is wearing a white shirt with red polka dots and pink pants. She is also holding a blue tennis racket and is in a running motion. A yellow tennis ball is in the air between them. In the background, there is a blue tent, a blue bucket, and green hills under a blue sky.

Hit it,
Ann!



Ed and Ann stand in sand.



Dad and Tim rest.



Dad, Ed, Tim and Ann camp in Dad's tent.

Tips for teachers and parents

- Some English words have silent letters, such as the <e> in 'gone', which are not pronounced when the word is read. In these books, silent letters are shown in faint type. Remind the child not to say the faint letters when blending the word.
- The letter <s> is sometimes pronounced /z/, especially at the ends of words such as 'is' and 'his'. Similarly, <d> can sound like /t/ at the ends of words such as 'hopped'. Children do not usually have trouble reading these words, but they might need some help and guidance at the beginning.

An important part of becoming a confident, fluent reader is a child's ability to understand what they are reading. Below are some suggestions on how to develop a child's reading comprehension.

- Encourage the child to think about what might happen next. It does not matter whether the answer is right or wrong, so long as the suggestion makes sense and demonstrates understanding.
- Pick out any vocabulary that might be new to the child and ask what (s)he thinks it means. If (s)he does not know, explain it and relate it to what is happening in the book.
- Encourage the child to summarise what (s)he has read.

What's in the book?

- What colour is Ann's hat?
- Who does the red tent belong to?
- Where do Dad, Ed, Tim and Ann sleep at the end of the day?

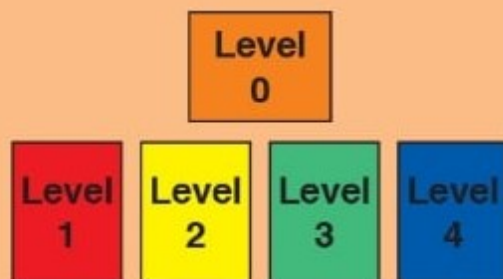
What do you think?

- Look at page 7. Do you think Ed is excited about the camping trip? Why do you think that?
- Would you like to go on a camping trip like the one in the story?

Reading comprehension



Orange Level Readers



Group 1: Ants

Snap

Tips

Group 2: Hen and Cat's Picnic

Pet Panic

Dad's Red Tent

Group 3: Golf Is Not Fun

Brett's Dragon

Duck Gets Stuck

Group 4: Just a Storm

Red Jack's Fort

Jaiden's Lies

Group 5: A Hospital Visit

A Pong at Oakwood Zoo

Seven Elves

Group 6: An Omelette for Lunch

Fox Cub Stops Yelling

A Boxfish in a Rush

Group 7: Mervin's Garden

Spoilsport

In the Attic



Jolly Phonics Readers are fully decodable books for new readers.

These Orange Level Readers have a very **carefully controlled vocabulary** and are specifically designed for children who are learning to read and write with *Jolly Phonics*. The text in the first three books uses only **decodable regular words** made up from the first group of letter sounds; the text in the next three books uses only the first and second groups of letter sounds and so on, so that the **text builds up cumulatively**. The final three books in this set also include a small number of **'tricky' words** (frequently used words that are not fully decodable at this stage).

Faint type is used for any silent letters, such as the <e> in 'gone'.

Comprehension questions and discussion topics are included at the end of the book. These ensure that children are not only able to read the text, but also get meaning from the stories.

This book contains the following:

Letter Sound Groups	Tricky Words
1. s a t i p n	I
2. c k e h r m d	the
3. g o u l f b	she
4. ai j oa ie ee or	he
5. z w ng v oo oo	me
6. y x ch sh th th	we
7. qu ou oi ue er ar	be

All of the letter sounds and tricky words used in this book are also shown on the front inside cover; these can be used as a quick practice activity before starting the book.

Jolly Learning Ltd

© Louise Van-Pottelsberghe 2019 (text)

© Jan Smith (Beehive Illustration) 2019 (illustrations)

www.jollylearning.co.uk info@jollylearning.co.uk

Tailours House, High Road, Chigwell, Essex, IG7 6DL, UK. Tel: +44 20 8501 0405
82 Winter Sport Lane, Williston, VT 05495, USA. Tel: +1-800-488-2665

Ebook edition:
ISBN 978-1-84414-733-5 EB7335
Printed edition (only as part of a set):
ISBN 978-1-84414-575-1 JL751