



General Fiction

Snap



Jolly
Phonics

Teachers and parents

Before tackling these Orange Level Readers, a child will need to be able to do the following:

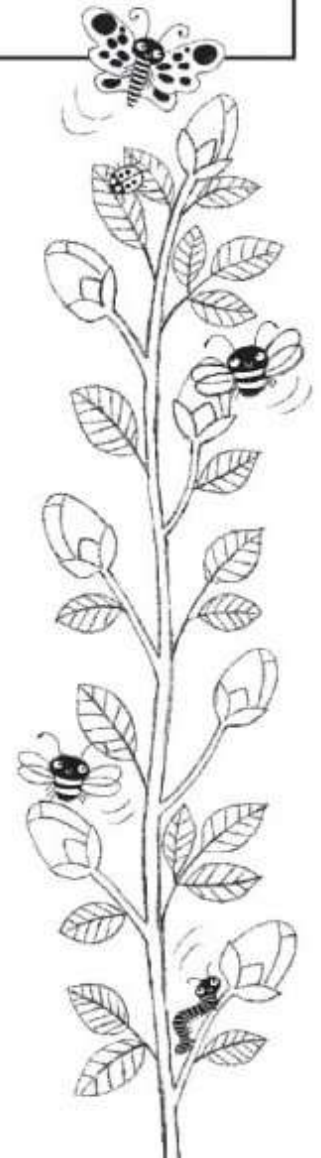
- Say the sounds made by the lower-case letters and capital letters shown below;
- Match the lower-case letters to the corresponding capital letters;
- Read (blend) regular words containing these letter sounds.



Letter sounds


s a t i p n

Capital Letters

S A T I
P N







Pip

Stan

Pat


Tips

Pat snips.



- a pin
- a tin



A colorful illustration of a man with brown hair, a goatee, and black-rimmed glasses. He is wearing a red sweater and dark red striped pants. He is sitting on a blue armchair with a pink polka-dot pillow behind him. His hands are resting on his cheeks, and he has a surprised or excited expression. The background shows a window with rain falling outside, green foliage, and yellow curtains with a floral pattern. A wooden coffee table is in the foreground.


Stan sits.

Pip sits.



Tips naps.







Tap





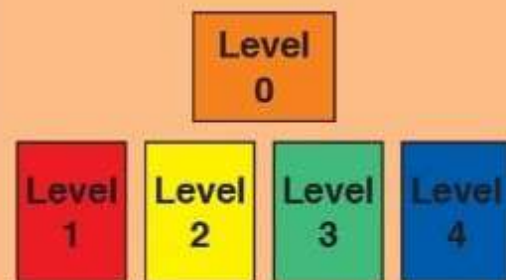
Tap... tap... tap...





Tip!

Orange Level Readers



Group 1: Ants

Snap

Tips

Group 2: Hen and Cat's Picnic

Pet Panic

Dad's Red Tent

Group 3: Golf Is Not Fun

Brett's Dragon

Duck Gets Stuck

Group 4: Just a Storm

Red Jack's Fort

Jaiden's Lies

Group 5: A Hospital Visit

A Pong at Oakwood Zoo

Seven Elves

Group 6: An Omelette for Lunch

Fox Cub Stops Yelling

A Boxfish in a Rush

Group 7: Mervin's Garden

Spoilsport

In the Attic



Jolly Phonics Readers are fully decodable books for new readers.

These Orange Level Readers have a very **carefully controlled vocabulary** and are specifically designed for children who are learning to read and write with *Jolly Phonics*. The text in the first three books uses only **decodable regular words** made up from the first group of letter sounds; the text in the next three books uses only the first and second groups of letter sounds and so on, so that the **text builds up cumulatively**. The final three books in this set also include a small number of **'tricky' words** (frequently used words that are not fully decodable at this stage).

Faint type is used for any silent letters, such as the <e> in 'gone'.

Comprehension questions and discussion topics are included at the end of the book. These ensure that children are not only able to read the text, but also get meaning from the stories.

This book contains the following:

Letter Sound Groups	Tricky Words
1. s a t i p n	I
2. c k e h r m d	the
3. g o u l f b	she
4. ai j oa ie ee or	he
5. z w ng v oo oo	me
6. y x ch sh th th	we
7. qu ou oi ue er ar	be

All of the letter sounds and tricky words used in this book are also shown on the front inside cover; these can be used as a quick practice activity before starting the book.

Jolly Learning Ltd

© Louise Van-Pottelsberghe 2019 (text)

© Jan Smith (Beehive Illustration) 2019 (illustrations)

www.jollylearning.co.uk info@jollylearning.co.uk

Tailours House, High Road, Chigwell, Essex, IG7 6DL, UK. Tel: +44 20 8501 0405
82 Winter Sport Lane, Williston, VT 05495, USA. Tel: +1-800-488-2665

Ebook edition:
ISBN 978-1-84414-729-8 EB7298
Printed edition (only as part of a set):
ISBN 978-1-84414-574-4 JL743