




General Fiction

# Brett's Dragon



Jolly  
Phonics

## Teachers and parents

Before tackling these Orange Level Readers, a child will need to be able to do the following:

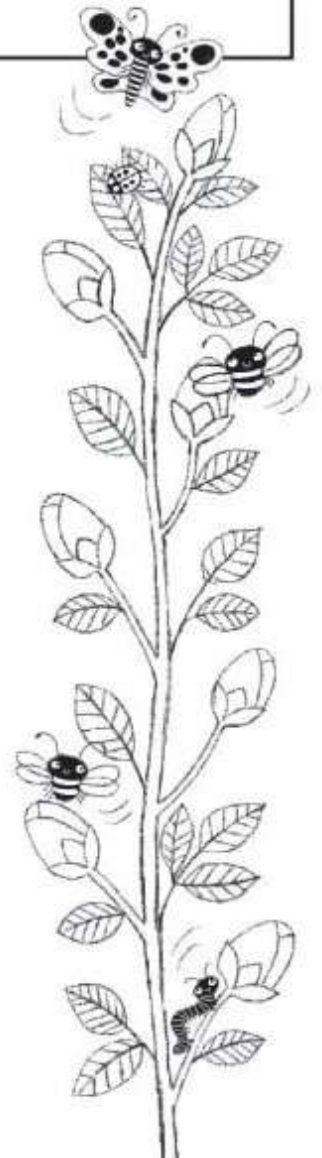
- Say the sounds made by the lower-case letters and capital letters shown below;
- Match the lower-case letters to the corresponding capital letters;
- Read (blend) regular words containing these letter sounds.

### Letter sounds

s a t i p n  
c k e h r m d  
g o u l f b


### Capital Letters

S A T I  
P N C K  
E H R M  
D G O U  
L F B




g B  
f G  
b F  
u L  
o U  
l O

Flop is Brett's dragon.



Flop has black skin and pink spots.





A dragon  
is a fun pet!

Flop nods.

Brett tugs on Flop's neck.

Up, up!



But Flop cannot.





Brett and Flop drop.

Brett grips on and gulps.



Bump! Flop and Brett land on a daffodil.





Flop is upset.



Brett hugs Flop.

Flop hiccups...

Hic!

...and pop!





A dragon's egg! Flop is a mum!

## Tips for teachers and parents

- Some English words have silent letters, such as the <e> in 'gone', which are not pronounced when the word is read. In these books, silent letters are shown in faint type. Remind the child not to say the faint letters when blending the word.
- The letter <s> is sometimes pronounced /z/, especially at the ends of words such as 'is' and 'his'. Similarly, <d> can sound like /t/ at the ends of words such as 'hopped'. Children do not usually have trouble reading these words, but they might need some help and guidance at the beginning.

An important part of becoming a confident, fluent reader is a child's ability to understand what they are reading. Below are some suggestions on how to develop a child's reading comprehension.

- Encourage the child to think about what might happen next. It does not matter whether the answer is right or wrong, so long as the suggestion makes sense and demonstrates understanding.
- Pick out any vocabulary that might be new to the child and ask what (s)he thinks it means. If (s)he does not know, explain it and relate it to what is happening in the book.
- Encourage the child to summarise what (s)he has read.


## What's in the book?

- What is Brett's dragon called?
- Look at page 8; what do Brett and his dragon land on?
- Look at page 10; how does Brett try to make Flop feel better?

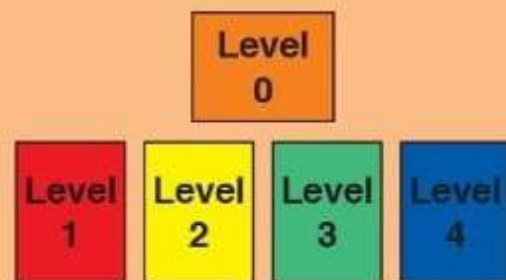
## What do you think?

- Do dragons really exist?
- Would you like a pet dragon? Why (not)?

Reading  
comprehension



## Orange Level Readers



- Group 1: Ants  
Snap  
Tips
- Group 2: Hen and Cat's Picnic  
Pet Panic  
Dad's Red Tent
- Group 3: Golf Is Not Fun  
**Brett's Dragon**  
Duck Gets Stuck
- Group 4: Just a Storm  
Red Jack's Fort  
Jaiden's Lies
- Group 5: A Hospital Visit  
A Pong at Oakwood Zoo  
Seven Elves
- Group 6: An Omelette for Lunch  
Fox Cub Stops Yelling  
A Boxfish in a Rush
- Group 7: Mervin's Garden  
Spoilsport  
In the Attic

# Jolly Phonics

Jolly Phonics Readers are fully decodable books for new readers.

These Orange Level Readers have a very **carefully controlled vocabulary** and are specifically designed for children who are learning to read and write with *Jolly Phonics*. The text in the first three books uses only **decodable regular words** made up from the first group of letter sounds; the text in the next three books uses only the first and second groups of letter sounds and so on, so that the **text builds up cumulatively**. The final three books in this set also include a small number of **'tricky' words** (frequently used words that are not fully decodable at this stage).

**Faint type** is used for any silent letters, such as the 'e' in 'gone'.

**Comprehension questions** and discussion topics are included at the end of the book. These ensure that children are not only able to read the text, but also get meaning from the stories.

### This book contains the following:

Letter Sound Groups	Tricky Words
1. s a t i p n	I
2. c k e h r m d	the
3. g o u l f b	she
4. ai j oa ie ee or	he
5. z w ng v oo oo	me
6. y x ch sh th th	we
7. qu ou oi ue er ar	be

All of the letter sounds and tricky words used in this book are also shown on the front inside cover; these can be used as a quick practice activity before starting the book.

## Jolly Learning Ltd

© Louise Van-Pottelsberghe 2019 (text)  
© Jan Smith (Beehive Illustration) 2019 (Illustrations)

[www.jollylearning.co.uk](http://www.jollylearning.co.uk) [info@jollylearning.co.uk](mailto:info@jollylearning.co.uk)

Tailours House, High Road, Chigwell, Essex, IG7 6DL, UK. Tel: +44 20 8501 0405  
82 Winter Sport Lane, Williston, VT 05495, USA. Tel: +1-800-488-2665

Ebook edition:  
ISBN 978-1-84414-735-9 EB7359  
Printed edition (only as part of a set):  
ISBN 978-1-84414-576-8 JL76X