



La description d'images



***** Voici les 4 étapes clés de votre description ainsi que des expressions utiles à apprendre par cœur pour commenter un document. => A appliquer impérativement: *****



ETAPE 1 : IDENTIFIER LE DOCUMENT:

A) IDENTIFIER SA NATURE:

- This document is a ... / consists of...*
- a photograph / a photo / a snapshot / a shot of...
 - a drawing (un dessin) *drawn by...* (dessiné par...)
 - a cartoon (un dessin humoristique) *drawn by* (dessiné par...)
 - a strip cartoon / a comic strip (une bande dessinée)
 - an advertisement / an advert / an ad (une publicité)
 - a poster put on a hoarding (un panneau publicitaire)
 - a chart / a diagram (un graphique)
 - a map (une carte)

B) IDENTIFIER SON ORIGINE

- It dates from...
- It comes from... / it is an extract from... / it was taken in...
- It is an advertisement for... / It is to advertise a product...
- It could be seen in... on ...
- ... was published in (+ name of the newspaper / magazine), on (+ date)...
- It is a shot from a film entitled..., directed by..., starring..., set in..., etc.
- It was drawn by... / painted by... / taken by... / made by...
- => a painter / a photographer / a cartoonist / an advertiser, etc.



ETAPE 2 : DECRIRE LE DOCUMENT:

Commencez toujours par décrire ce qui frappe l'œil, ce qui est le plus évident et répondez aux questions en WH- : Who ? What ? When ? Where ?

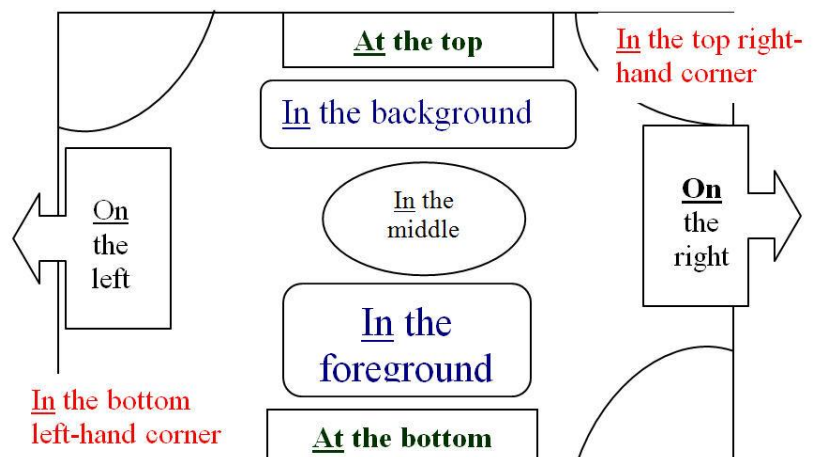
A) LA COMPOSITION:

- To begin with (pour commencer), *I'll briefly describe the layout* (organisation) of the document / page.
- It consists of... / it is composed of... / it is made up of...
- There is a title / slogan / text / photograph / drawing / cartoon / chart / pie-chart (camembert): graph (graphique) / map / plan / diagram / sketch (schéma) / caption (légende) / bubble (bulle)...
- It shows... / It represents... (cela représente...)
- In this photo, we are shown... (sur cette image, on nous montre...)
- In this photo, we can see... (sur cette image, on peut voir...)
- It is a close-up (un gros plan)

B) LA LOCALISATION DES CHOSES ET DES PERSONNAGES (*characters*):

- The scene takes place in... / the setting (le cadre)
- It is seen from a distance (vu de loin) / from afar (de loin) / from above (de dessus) / from below (par en dessous) / from the rear (de derrière)
- To the right-hand side (à droite)
- To the left-hand side (à gauche)
- Between (entre)
- Behind (derrière)
- In front of (devant)
- Above (au-dessus)
- Under (au-dessous)
- Next to (à côté de)

- Under the title (sous le titre)
- Below the picture (sous la photo / l'image)
- Opposite the drawing (en face du dessin)



C) LA DESCRIPTION DES PERSONNAGES:

1) NUMBER OF CHARACTERS:

-There **is** one character. / There **are** 2, 3 or 4 characters...

2) AGE:

-The woman / man is about *forty* (à peu près quarante ans) / *in her / his forties* (la quarantaine)

-He is *in his mid-forties* (à peu près 45 ans)

-She is *in her late forties* (proche de la cinquantaine)

3) HEIGHT:

-He / she is *short / tall / rather short / rather tall / very short / very tall / fat* (gros / costaud) / *big* (grand) / *plump* (rondelet) / *slim* (mince) / *thin* (fin/fine) / *of average height* (de taille moyenne)...

4) HAIR:

-The man's hair is: *blond / fair / brown / red...* *shoulder-length* (mi-longs) / *short* (courts) / *long / of medium length / curly* (bouclés) / *wavy* (ondulés) / *straight* (raides)...

5) EYES:

-He / she has got *blue / green / brown eyes...*

-He / she is *blue-eyed...*

6) CLOTHES:

-He / she is wearing a *shirt / a tee-shirt / a jacket / a coat / a pair of trousers / a pair of jeans / a skirt / a dress / a scarf / a cap / boots...*

7) LOOK:

-He / she is *pretty / handsome / cute / beautiful / ugly...*















8) ATTITUDE:

-He / she is *standing* (debout) / *sitting* (assis) / *lying* (allongé)...

D) LA DESCRIPTION DES OBJETS

-Shapes (formes): *it is square* (carré) / *circular* (rond) / *thin* (mince) / *big...*

-Colours: *navy blue* (bleu marine) / *light green* (vert clair) / *dark red* (rouge foncé) / *pale blue* (bleu ciel) / *bright yellow* (jaune vif)

	Blue		Purple
	Red		Grey
	Yellow		Pink
	Green		White
	Orange		Black
	Brown		Silver
	Golden		

3

ETAPE 3: ANALYSER LE DOCUMENT:

Analyser le document, c'est dire ce que l'auteur a voulu exprimer, dégager le sens, l'implicite et les connotations, ce que suggère pour vous ce document, les sentiments des personnages ou ce que le document provoque chez vous.

- *I suppose / I think / I guess / I assume that...*

- *We can conclude / We can infer that...*

- *What the editor* (rédacteur en chef) / *cartoonist / photographer / designer* (concepteur) *wants to do is make the reader think about...* (faire réfléchir le lecteur au sujet de...) / *make us aware of* (conscient de)...

- *He wants us to realize that / to understand that...* (il veut nous faire prendre conscience de... / comprendre que...)

- *The aim* (le but) *is to arouse the reader's indignation / envy / attention / interest...*

- *The cartoon aims at* (vise à) *showing / describing / convincing / denouncing / exposing / making fun of* (se moquer de)...

- *The slogan underlines* (souligne) *the idea that...*

- *The document shows...* / *suggests that ... / evokes...* / *gives the impression that...*

- *The photo is intended to / meant to / calculated to attract the reader's attention / arouse the viewer's interest / produce a strong impact on the potential buyer / customer...*

4

ETAPE 4: EXPRIMER SON OPINION SUR LE SUJET:

- *What I like / liked / don't like / didn't like about this document is...*

- *What is amazing / a shame / very striking / shocking / interesting / funny is that ...*

- *What surprised me / struck me* (ce qui m'étonne)

- *What I find interesting is that...* (ce que je trouve intéressant est que...)

- *I am under the impression that* (j'ai l'impression que...)

- *In my opinion, we can guess that* (à mon avis, on devine que...)

- *I assume that*

- *According to me* (selon moi...)

- *To my mind* (à mon avis...)

- *It reminds me of...* (cela me rappelle...)

- *It is a convincing example of...* (c'est un exemple convaincant de...)