

REPÈRES CP 2019

CAHIER ADAPTÉ ADULTE ACCOMPAGNANT

PRÉNOM DE L'ÉLÈVE


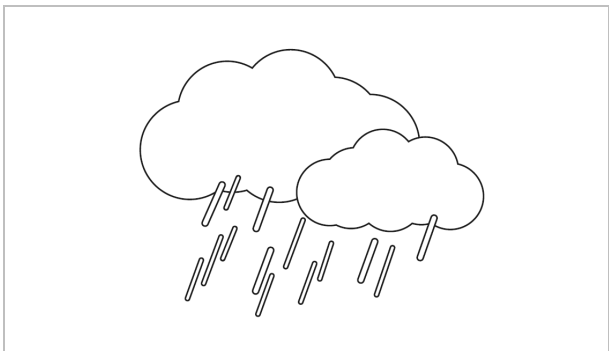

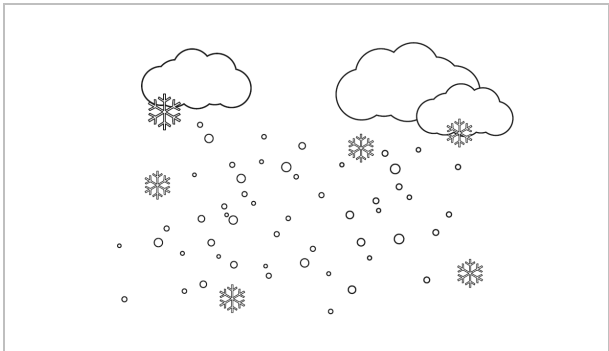
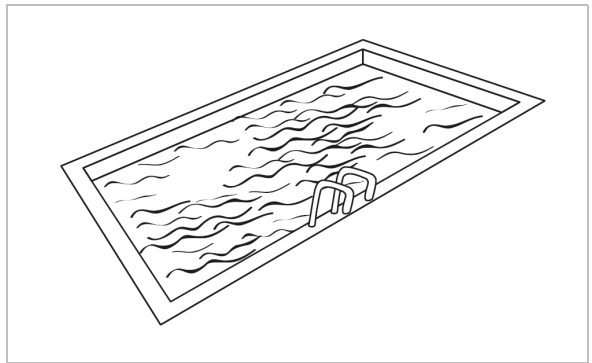
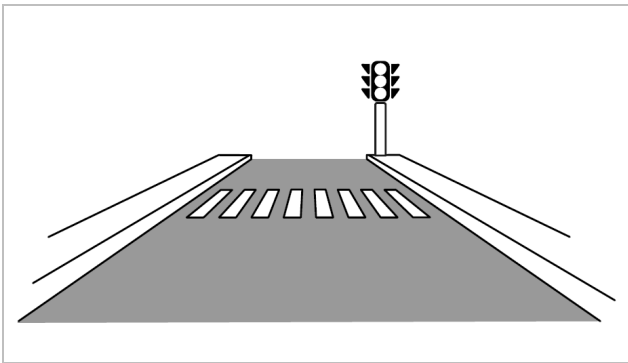
NOM DE L'ÉLÈVE

CLASSE DE L'ÉLÈVE



SÉQUENCE 1

FRANÇAIS


Exercise 1



Exercice 1 (suite)



Exercice 2



Exercice 2 (suite)



E **b** **a** *a* **C** **d**

b **O** **A** *e* **D** *c*

o **e** **B** **c** *a* *d*

Exercice 2 (suite)



E **b** **a** *a* **C** **d**

b **O** **A** *e* **D** *c*

o **e** **B** **c** *a* *d*

Exercice 2 (suite)



E **b** **a** *a* **C** **d**

b **O** **A** *e* **D** *c*

o **e** **B** **c** *a* *d*

Exercice 2 (suite)



E **b** **a** *a* **C** **d**

b **O** **A** *e* **D** *c*

o **e** **B** **c** *a* *d*

Exercice 2 (suite)



E **b** **a** *a* **C** **d**

b **O** **A** *e* **D** *c*

o **e** **B** **c** *a* *d*

Exercice 2 (suite)



E **b** **a** *a* **C** **d**

b **O** **A** *e* **D** *c*

o **e** **B** **c** *a* *d*

Exercice 2 (suite)


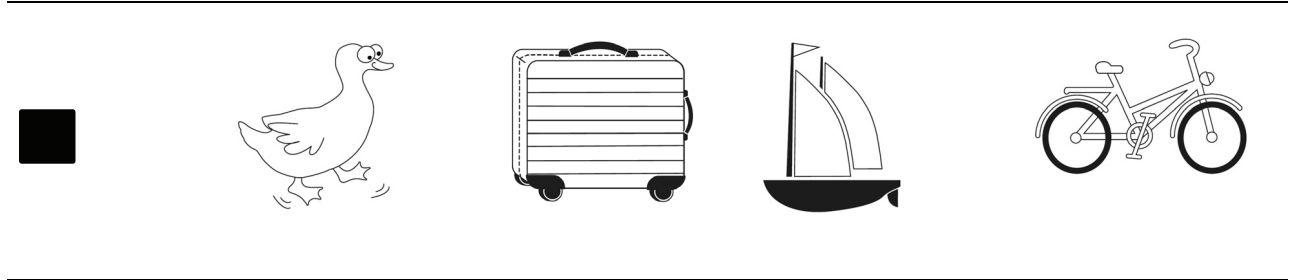






R **v** **m** *n* **S** **d**

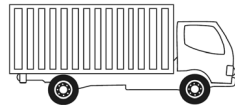



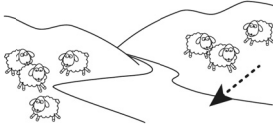



v **N** **M** *n* **D** *v*

n **r** **V** **s** *m* *d*

Exercise 3



Exercice 3 (suite)



SÉQUENCE 2

MATHÉMATIQUES

Exercice 4

●	2	10	7	1	9	6
---	---	----	---	---	---	---

○	0	6	3	2	5	1
---	---	---	---	---	---	---


➔	7	4	1	3	5	2
---	---	---	---	---	---	---

⇒	2	8	6	0	10	9
---	---	---	---	---	----	---

■	1	10	0	6	8	2
---	---	----	---	---	---	---

□	7	1	2	10	5	3
---	---	---	---	----	---	---

Exercice 4 (suite)

 0 2 9 10 1 7

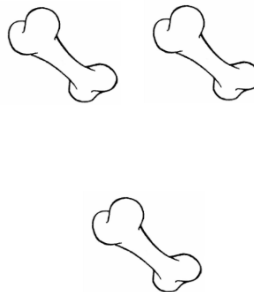

 0 6 3 2 5 1

 7 4 1 3 5 2

 2 8 6 0 10 9

 0 2 9 10 1 7

Exercice 5



1

2

3

4

5

6

Exercice 5 (suite)





	
---	--



1 2 3 4 5 6




	
---	--







1 2 3 4 5 6







Exercice 5 (suite)






1 2 3 4 5 6


Exercice 6

									
									
1	2	3	4	5	6	7	8	9	10


									
									
									
1	2	3	4	5	6	7	8	9	10

									
									
1	2	3	4	5	6	7	8	9	10


Exercice 6 (suite)



1	2	3	4	5	6	7	8	9	10
---	---	---	---	---	---	---	---	---	----




1	2	3	4	5	6	7	8	9	10
---	---	---	---	---	---	---	---	---	----




1	2	3	4	5	6	7	8	9	10
---	---	---	---	---	---	---	---	---	----


Exercice 6 (suite)



1	2	3	4	5	6	7	8	9	10
---	---	---	---	---	---	---	---	---	----



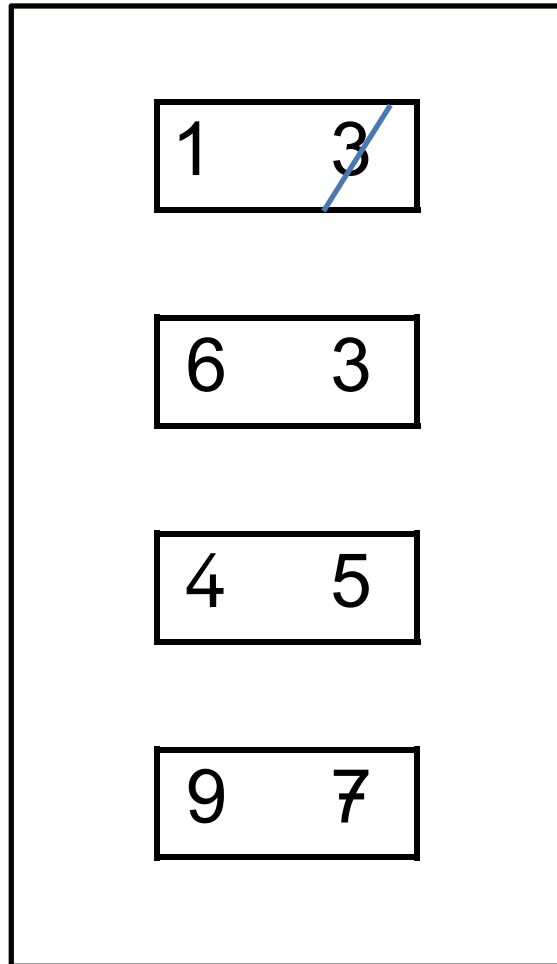
1	2	3	4	5	6	7	8	9	10
---	---	---	---	---	---	---	---	---	----



1	2	3	4	5	6	7	8	9	10
---	---	---	---	---	---	---	---	---	----

Exercice 7

Exemples



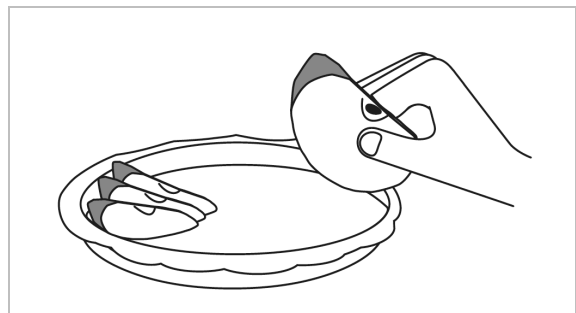
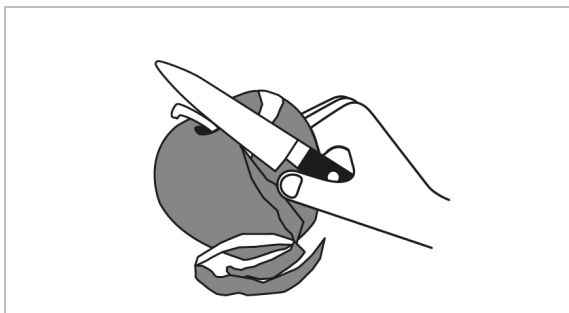
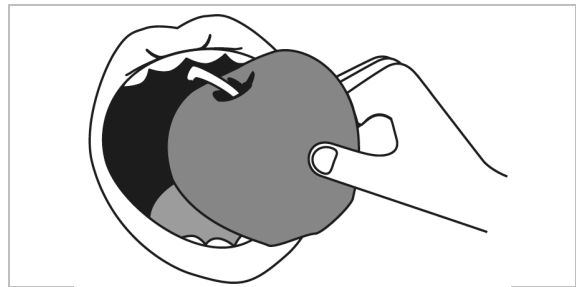
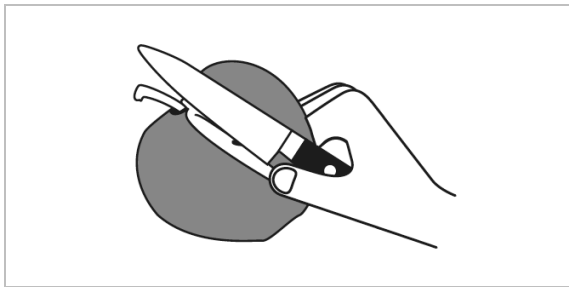
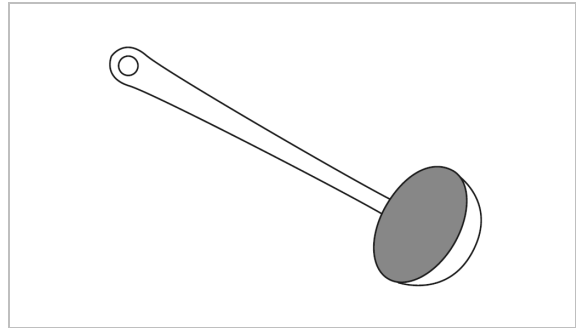
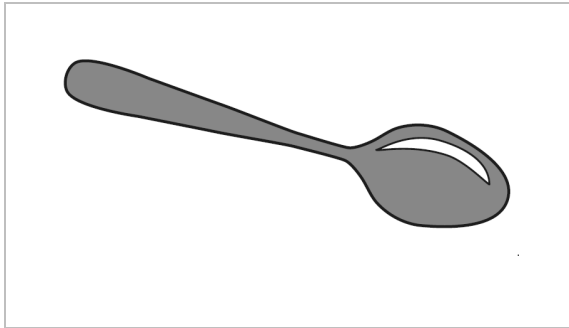

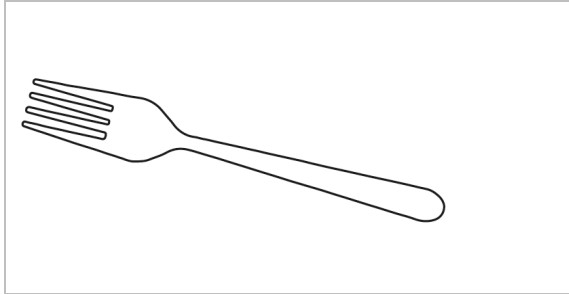
Exercice 7 (suite)

8	9	7	4	5	6	4	1
2	6	5	9	4	3	9	6
5	4	7	6	2	1	5	8
3	2	5	1	9	8	3	4
4	1	8	9	4	5	2	6
2	5	1	4	8	7	5	1
3	6	8	5	2	3	9	8
8	4	1	2	6	7	5	4
6	7	4	3	9	5	1	2
2	1	5	6	4	8	7	6


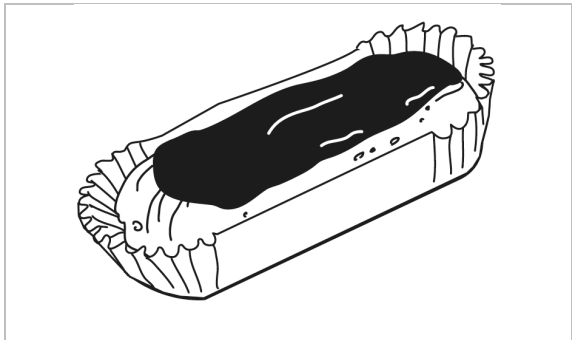


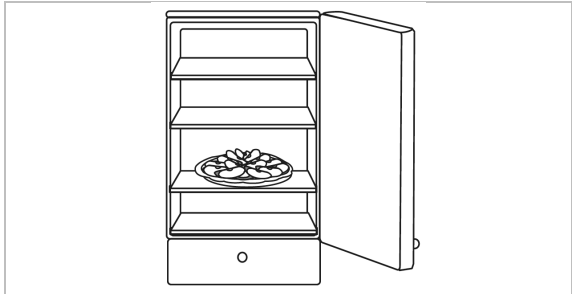


SÉQUENCE 3

FRANÇAIS

Exercice 8



Exercice 8 (suite)



Exercice 9

VPO VPO

LKNB LKFB

RTB TBR

Exercice 9 (suite)

EPD IPD

TGR TGR

LDF DLF

BETR BITR

DFEK DEFK

QZM QZM

Exercice 9 (suite)

MZV

MZV

SREVT

SRIVT

ZPLC

ZPLC

CGNMO

CGNMO




BRT

BTR



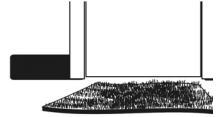


POJZB

POJZB

Exercise 10



Exercice 10 (suite)



SÉQUENCE 4

MATHÉMATIQUES


Exercice 11

L'élève utilise son matériel habituel pour écrire.

Exercice 12



1 2 3 4 5 6



1 2 3 4 5 6

Exercice 12 (suite)



1 2 3 4 5 6



1 2 3 4 5 6

Exercise 13

●

0 10

4 8 6 5 2 1

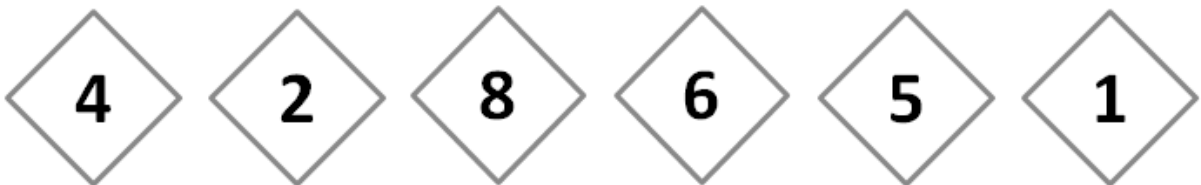
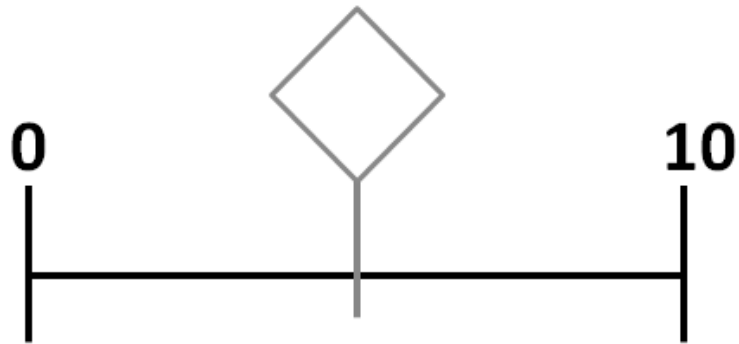
Detailed description: This diagram shows a horizontal number line with vertical tick marks at 0 and 10. A diamond-shaped box is positioned above the tick mark for 4. Below the number line, there are six diamond-shaped boxes containing the numbers 4, 8, 6, 5, 2, and 1 from left to right.

0 10

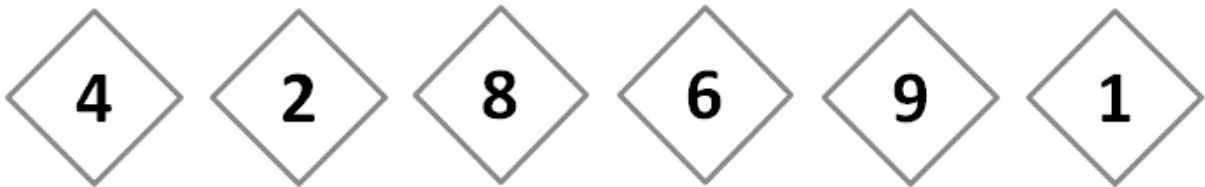
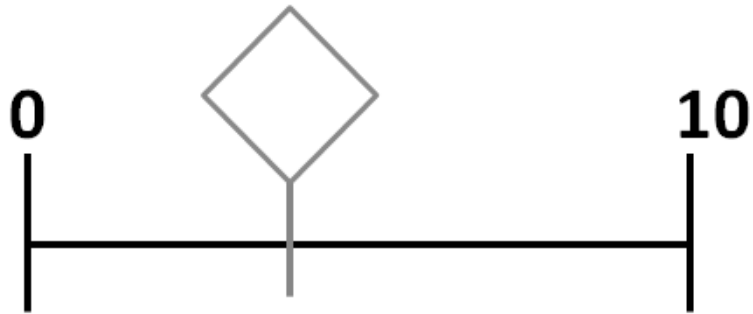
3 1 8 9 5 2

Detailed description: This diagram shows a horizontal number line with vertical tick marks at 0 and 10. A diamond-shaped box is positioned above the tick mark for 5. Below the number line, there are six diamond-shaped boxes containing the numbers 3, 1, 8, 9, 5, and 2 from left to right.

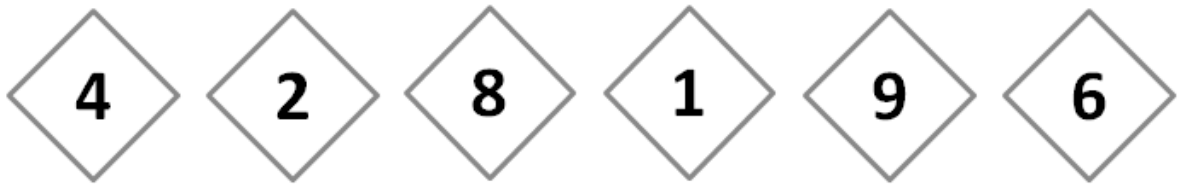
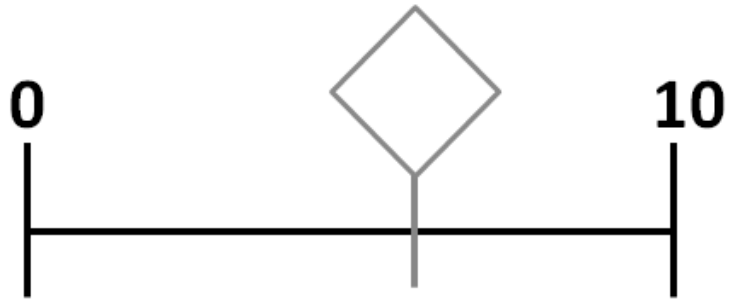
Exercice 13 (suite)



Exercice 13 (suite)



Exercice 13 (suite)



SÉQUENCE 5

FRANÇAIS

Exercise 14

● m n b d f

○ s r p t f

➔ m s r b d

⇒ m b d f j

■ l t d h f

Exercice 14 (suite)

 m b d f n

 h l v b d









 n m r t v

 n m r t s








 n d t s f

 n m v u f


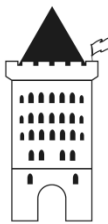






Exercice 15













Exercice 15 (suite)



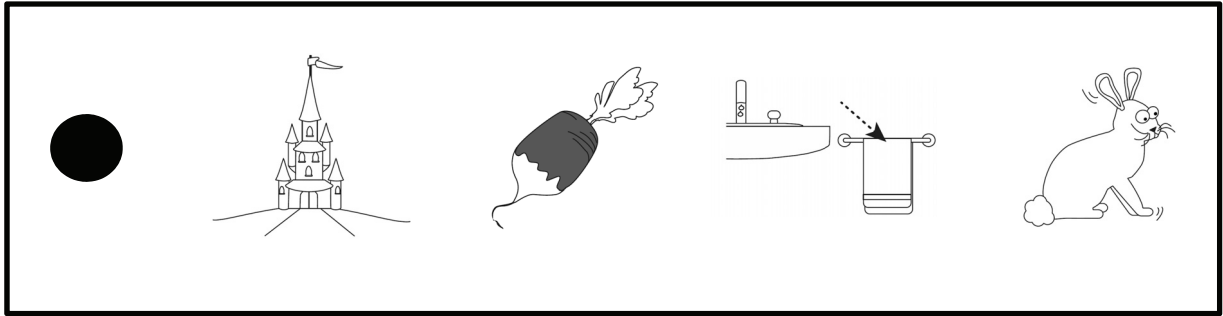
Exercise 16



Exercice 16 (suite)



Exercise 17



Exercice 17 (suite)

