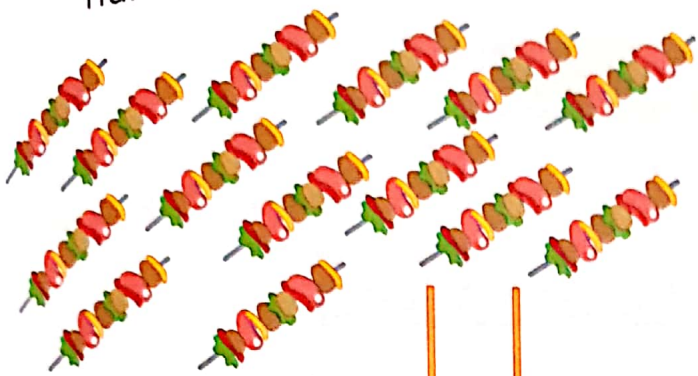




DAL PASSATO S'IMPARA!



Raggruppa per 10 come ti ha insegnato Palafitta, poi scrivi i numeri in tabella e rappresenta sull'abaco.



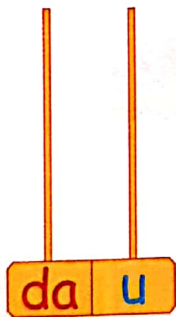
da	u
.....




da	u
.....




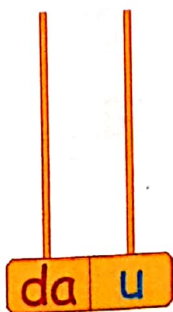
da	u
.....



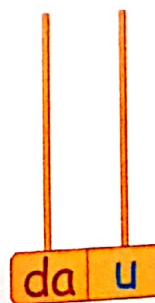
da	u
.....



da	u
.....



da	u
.....



DA UNDICI A...

1 Inserisci il numero mancante e scrivi il risultato in lettere; componi poi il numero sull'abaco di cartone.



$10 + 1 = 11$ undici



$10 + \dots = 12$



$10 + \dots = 13$



$10 + \dots = 14$



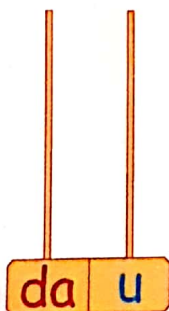
$10 + \dots = 15$



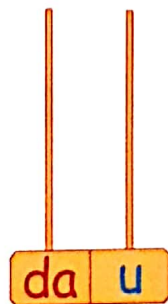
$10 + \dots = 16$

Continua tu con i numeri 17, 18, 19, 20.

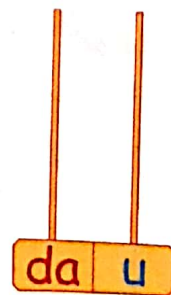
2 Rappresenta i numeri sull'abaco.



17



18



19